



US00D797608S

(12) **United States Design Patent** (10) **Patent No.:** **US D797,608 S**  
**Tachibana et al.** (45) **Date of Patent:** **\*\* Sep. 19, 2017**

(54) **MOTORCYCLE AND/OR REPLICA THEREOF**

(71) Applicant: **HONDA MOTOR CO., LTD.**, Tokyo (JP)

(72) Inventors: **Kazuyuki Tachibana**, Wako (JP); **Daisuke Soeno**, Wako (JP)

(73) Assignee: **HONDA MOTOR CO., LTD.**, Tokyo (JP)

(\*\*) Term: **15 Years**

(21) Appl. No.: **29/550,783**

(22) Filed: **Jan. 7, 2016**

(30) **Foreign Application Priority Data**

Jul. 8, 2015 (JP) ..... 2015-015239

(51) **LOC (10) Cl.** ..... **12-11**

(52) **U.S. Cl.**  
USPC ..... **D12/110**

(58) **Field of Classification Search**  
USPC ..... D12/110, 111, 117; D21/432, 538;  
180/219, 220, 225, 229  
CPC ..... B62K 11/00; B62K 11/02; B62K 11/04;  
B62K 11/10; B62K 17/00; B62K 19/00;  
B62K 2202/00

See application file for complete search history.

(56) **References Cited**

**U.S. PATENT DOCUMENTS**

D504,844 S *	5/2005	Sasanami	.....	D12/110
D606,906 S *	12/2009	Chosa	.....	D12/110
D610,046 S *	2/2010	Miyake	.....	D12/110
D636,708 S *	4/2011	Katagiri	.....	D12/110
D649,914 S *	12/2011	Marasco	.....	D12/110
D649,915 S *	12/2011	Aiello	.....	D12/110
D652,769 S *	1/2012	Kudo	.....	D12/110
D657,290 S *	4/2012	Tako	.....	D12/110

D669,397 S *	10/2012	Isokari	.....	D12/110
D677,601 S *	3/2013	Yanagita	.....	D12/110
D688,982 S *	9/2013	Oyanagi	.....	D12/110
D688,983 S *	9/2013	Shibuta	.....	D12/110
D689,404 S *	9/2013	Katagiri	.....	D12/110
D689,405 S *	9/2013	Tsukui	.....	D12/110
D689,406 S *	9/2013	Yasuhara	.....	D12/110
D690,236 S *	9/2013	Futamata	.....	D12/110

(Continued)

**FOREIGN PATENT DOCUMENTS**

JP 1464695 S 3/2013

**OTHER PUBLICATIONS**

Office Action dated Jan. 6, 2016, issued in counterpart Japanese application No. 2015-015239 (1 page).

*Primary Examiner* — Darlington Ly

(74) *Attorney, Agent, or Firm* — Westerman, Hattori, Daniels & Adrian, LLP


(57) **CLAIM**

The ornamental design for a motorcycle and/or replica thereof, as shown and described.

**DESCRIPTION**

FIG. 1 is a front elevation view of a motorcycle and/or replica thereof showing our new design;  
 FIG. 2 is a rear elevation view thereof;  
 FIG. 3 is a top plan view thereof;  
 FIG. 4 is a right side elevation view thereof;  
 FIG. 5 is a left side elevation view thereof;  
 FIG. 6 is a front and right side perspective view thereof;  
 FIG. 7 is a rear and right side perspective view thereof;  
 FIG. 8 is a front and left side perspective view thereof; and,  
 FIG. 9 is a rear and right side perspective view thereof.  
 The broken lines in the drawings illustrate portions of the motorcycle and/or replica thereof that form no part of the claimed design.

**1 Claim, 5 Drawing Sheets**



(56)

**References Cited**

U.S. PATENT DOCUMENTS

D695,648 S \* 12/2013 Yamazaki ..... D12/110  
8,807,259 B2 \* 8/2014 Tominaga ..... B62K 11/04  
180/219  
8,827,024 B1 \* 9/2014 Sumi ..... B62K 25/02  
180/227  
D716,190 S \* 10/2014 Tako ..... D12/110  
D733,007 S \* 6/2015 Futamata ..... D12/110  
D733,008 S \* 6/2015 Katagiri ..... D12/110  
D736,677 S \* 8/2015 Iimura ..... D12/110  
D737,179 S \* 8/2015 Futamata ..... D12/110  
2012/0318598 A1 \* 12/2012 Fujiyama ..... B60K 5/12  
180/219  
2015/0101875 A1 \* 4/2015 Inayama ..... B60K 13/02  
180/225

\* cited by examiner

FIG.1

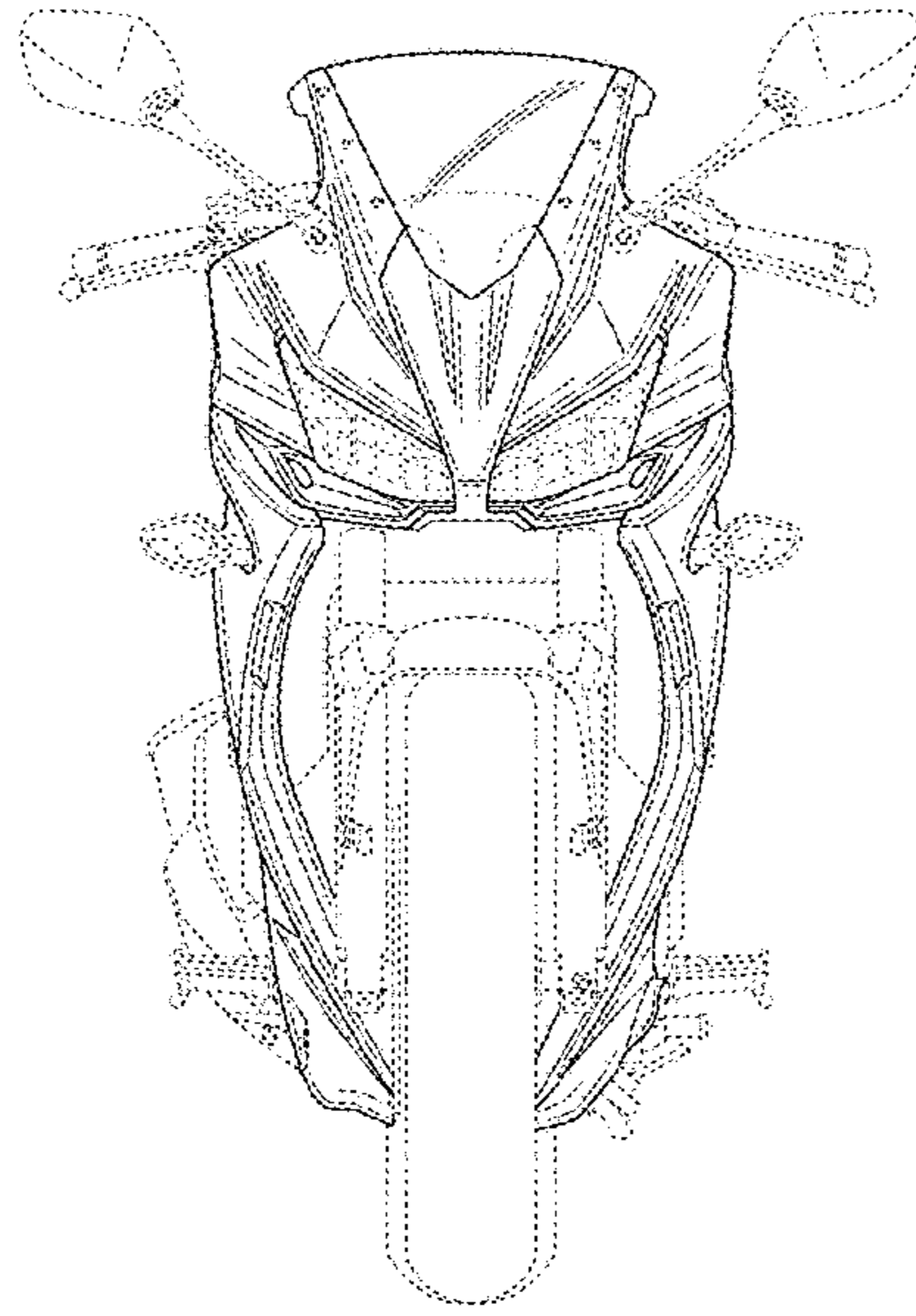


FIG.2

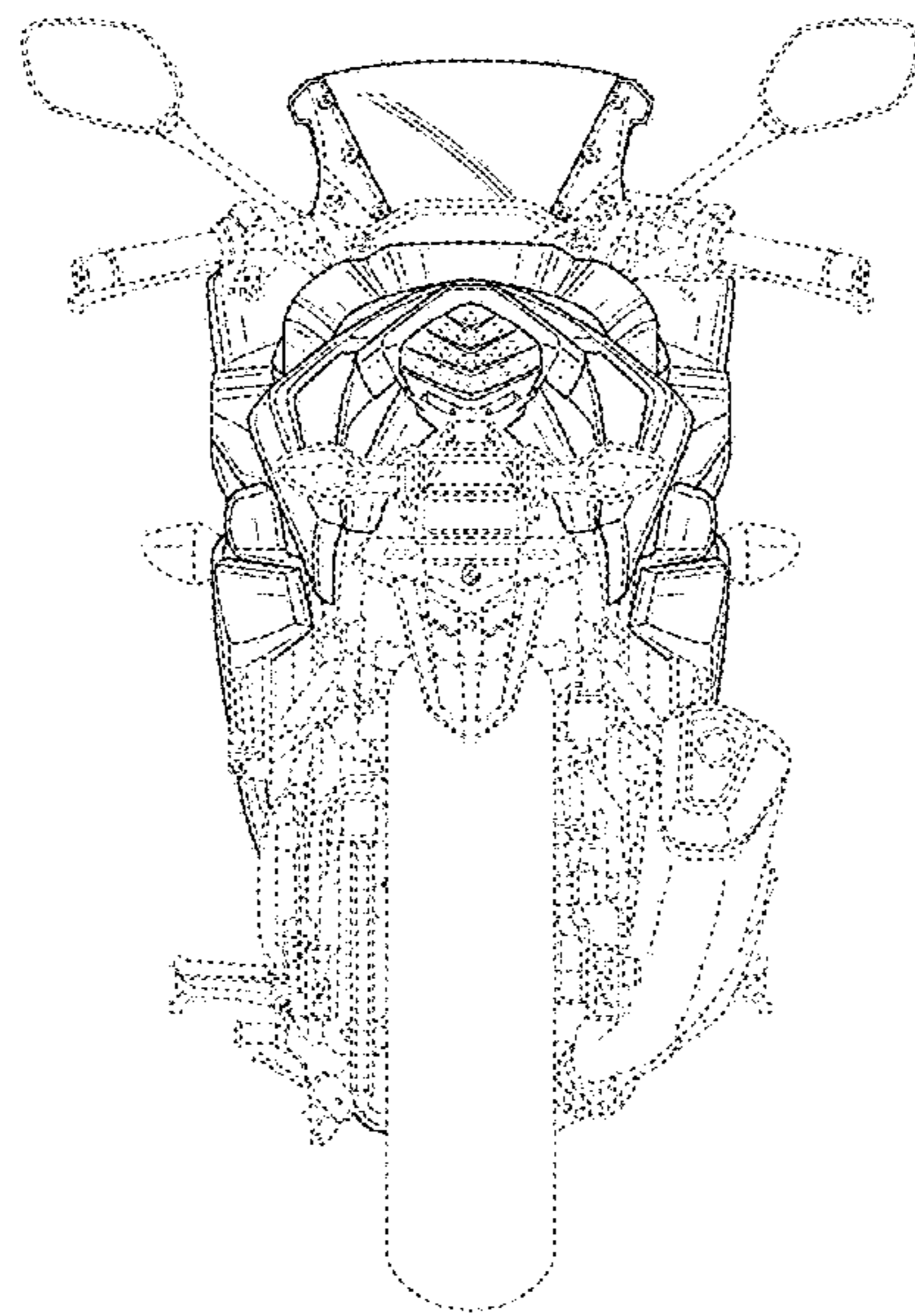


FIG.3

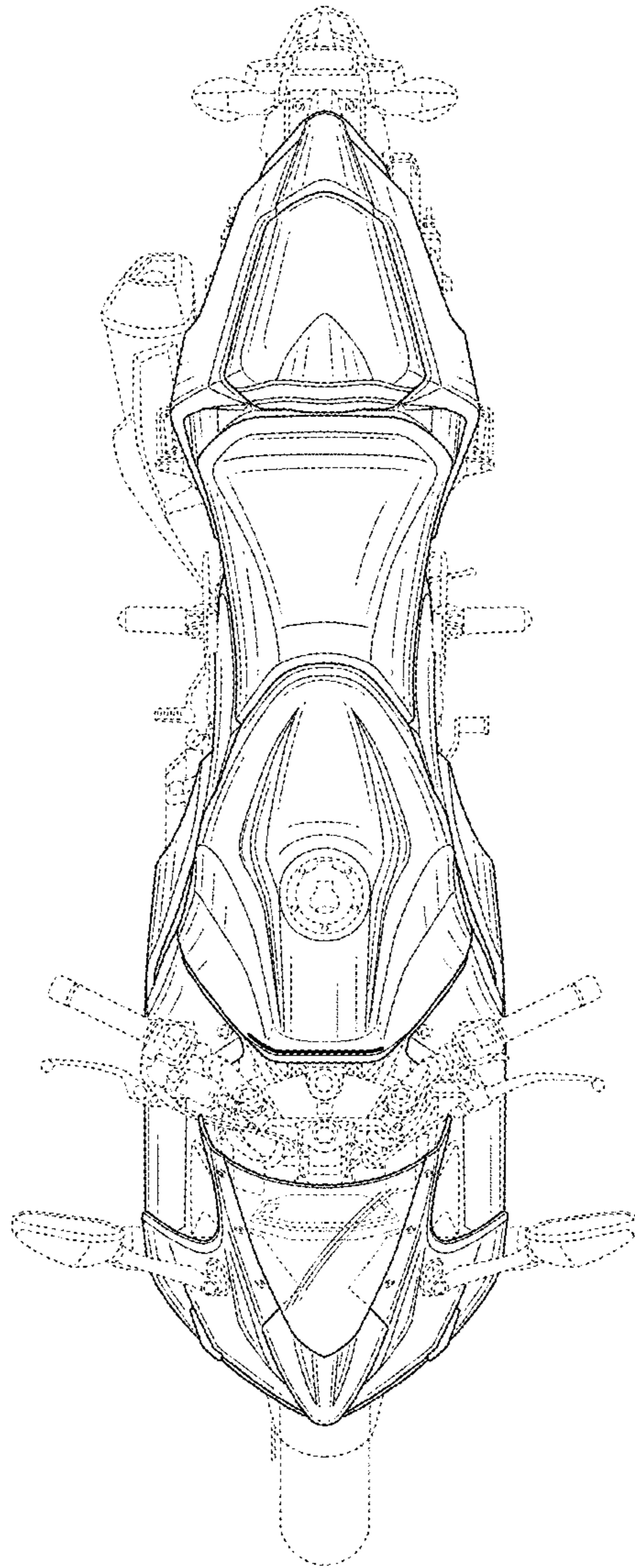


FIG.4




FIG.5




FIG.6




FIG.7




FIG.8




FIG.9

