



US00D797607S

(12) **United States Design Patent**
Preuninger et al.

(10) **Patent No.:** **US D797,607 S**

(45) **Date of Patent:** **** Sep. 19, 2017**

(54) **MOTOR VEHICLE, TOY AND/OR REPLICA**

(71) Applicant: **Dr. Ing. h.c. F. Porsche**
Aktiengesellschaft, Stuttgart (DE)

(72) Inventors: **Andreas Preuninger, Weissach (DE);**
Ingo Scheinhutte, Eberdingen (DE)

(73) Assignee: **Dr. Ing. h.c. F. Porsche**
Aktiengesellschaft, Stuttgart (DE)

(**) Term: **15 Years**

(21) Appl. No.: **29/575,216**

(22) Filed: **Aug. 23, 2016**

(30) **Foreign Application Priority Data**

Feb. 24, 2016 (DE) 40 2016 100 210

(51) **LOC (10) Cl.** **12-08**

(52) **U.S. Cl.**
USPC **D12/92**

(58) **Field of Classification Search**
USPC D12/90-92, 164, 169, 196;
296/181.1-181.5; D21/548, 560
CPC B60Y 2306/01; B60K 11/085
See application file for complete search history.

(56) **References Cited**

U.S. PATENT DOCUMENTS

D320,368 S	10/1991	Dimson
D327,039 S	6/1992	Dimson
D411,139 S	6/1999	Lai
D417,414 S	12/1999	Mobius
D436,061 S	1/2001	Mobius
D438,145 S	2/2001	Hatter
D468,238 S	1/2003	Bhambra
D497,327 S	10/2004	Lai
D507,207 S	7/2005	Larson
D507,510 S	7/2005	Larson

D512,341 S	12/2005	Larson	
D528,056 S	9/2006	Lai	
D547,240 S	7/2007	Kulla	
D547,698 S	7/2007	Kulla	
D549,614 S	8/2007	Kulla	
D560,557 S	1/2008	Kulla	
D589,403 S	3/2009	Saracoglu	
D590,301 S	4/2009	Saracoglu	
D605,560 S	12/2009	Kulla	
D606,456 S	12/2009	Saracoglu	
D606,902 S	12/2009	Saracoglu	
D606,903 S	12/2009	Saracoglu	
D607,779 S	1/2010	Kulla	
D607,780 S	1/2010	Larson	
D610,488 S	2/2010	Kulla	
D623,557 S	9/2010	Kulla	
D641,665 S	7/2011	Larson	
D663,240 S	* 7/2012	Scheinutte D12/92
D669,001 S	* 10/2012	Varga D12/92
D684,896 S	* 6/2013	Scheinutte D12/92
D701,146 S	* 3/2014	Varga D12/92

(Continued)

Primary Examiner — John Windmuller

Assistant Examiner — Melvin L Davis

(74) *Attorney, Agent, or Firm* — RatnerPrestia

(57) **CLAIM**

The ornamental design for a motor vehicle, toy and/or replica, as shown and described.

DESCRIPTION

FIG. 1 is a front elevation view of a motor vehicle, toy and/or replica;

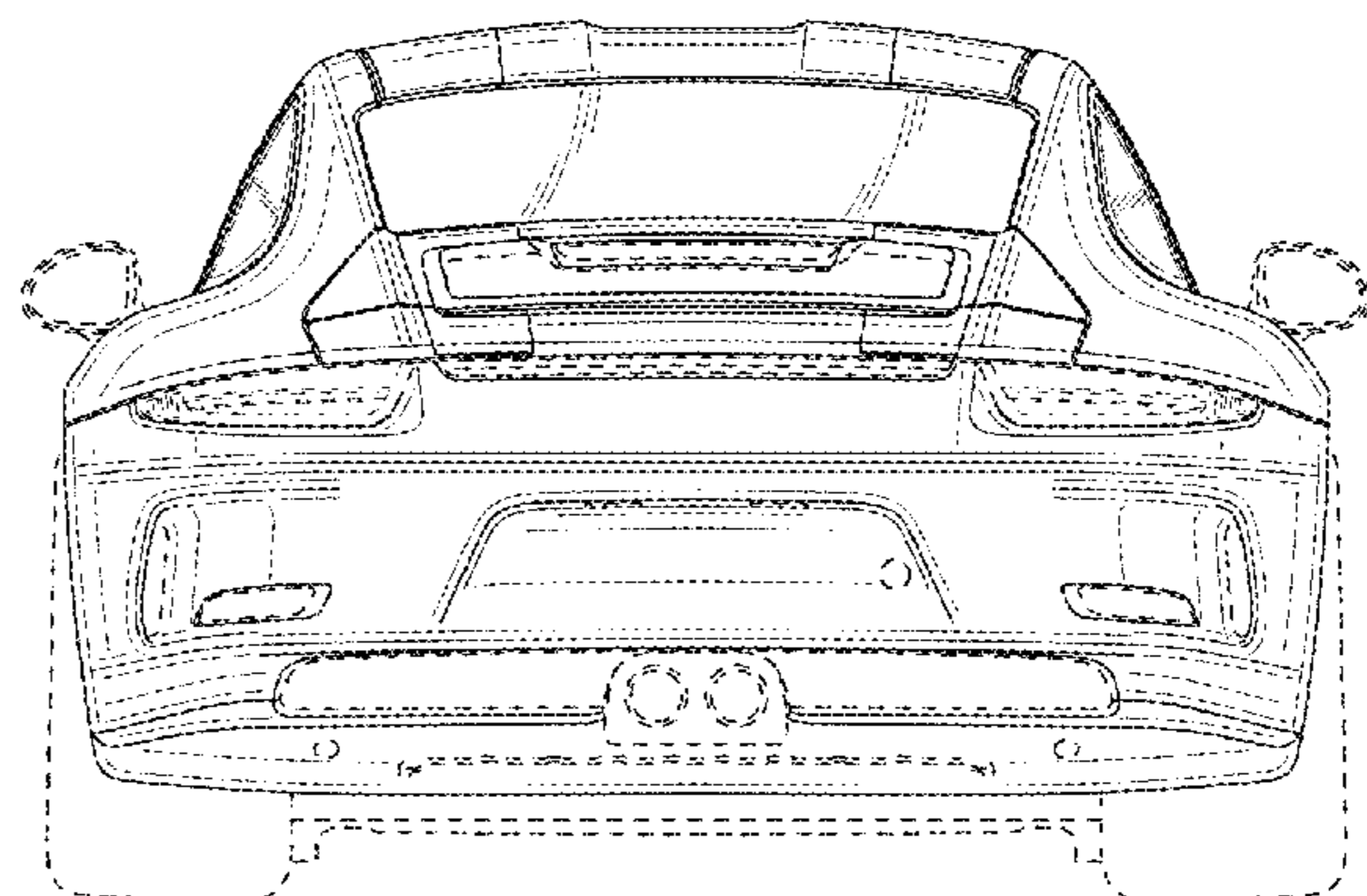
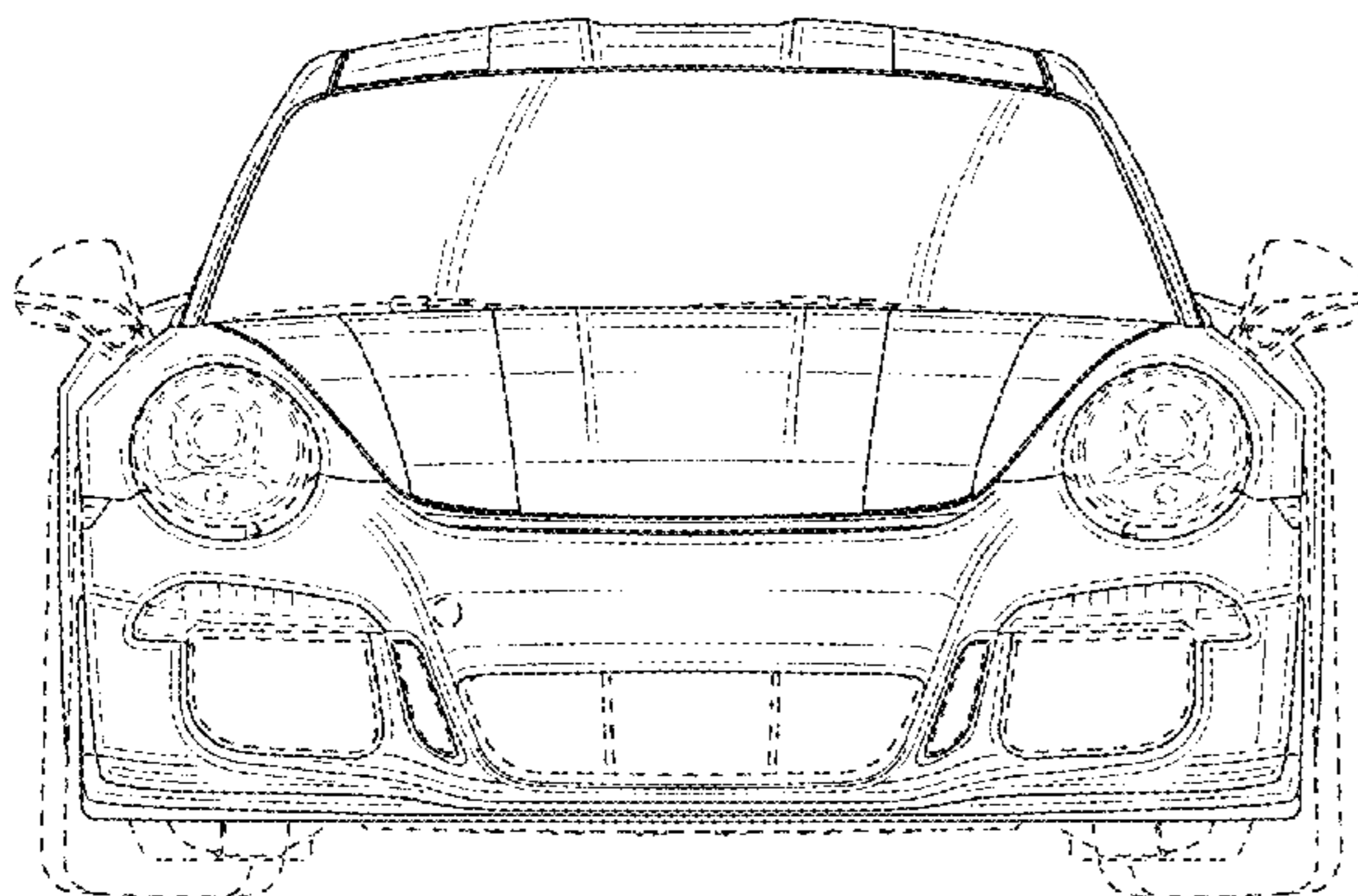
FIG. 2 is a rear elevation view thereof;

FIG. 3 is a left side elevation view thereof, the right side elevation view being a mirror image of the left side elevation view; and,

FIG. 4 is a top plan view thereof.

The broken lines represent portions of the article that are not part of the claimed design.

1 Claim, 4 Drawing Sheets



(56)

References Cited

U.S. PATENT DOCUMENTS

D703,585	S *	4/2014	Scheinhutte	D12/92
D704,099	S	5/2014	Varga	
D705,131	S *	5/2014	Larson	D12/92
D719,066	S *	12/2014	Schramm	D12/92
D731,929	S *	6/2015	Schramm	D12/92
D733,614	S	7/2015	Scheinhutte	
D753,023	S	4/2016	Villevoya	
D763,737	S *	8/2016	Varga	D12/92
D769,154	S *	10/2016	Varga	D12/92
D774,421	S *	12/2016	Larson	D12/92
D786,135	S *	5/2017	Burki	D12/92
2006/0203504	A1 *	9/2006	Mori	B60Q 1/2615 362/541

* cited by examiner




FIG. 1




FIG. 2

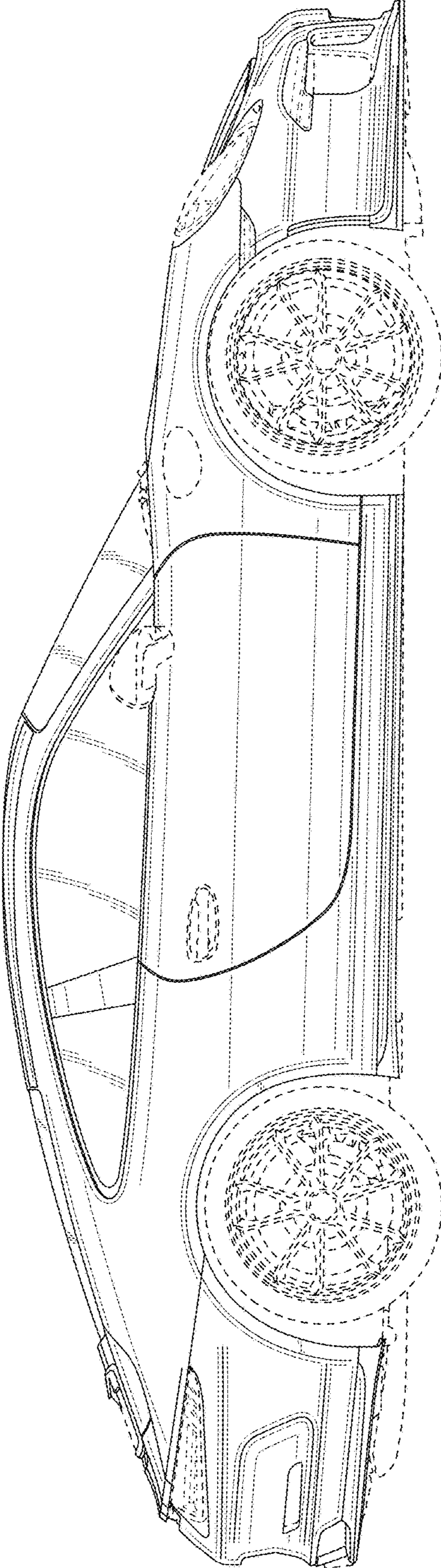


FIG. 3

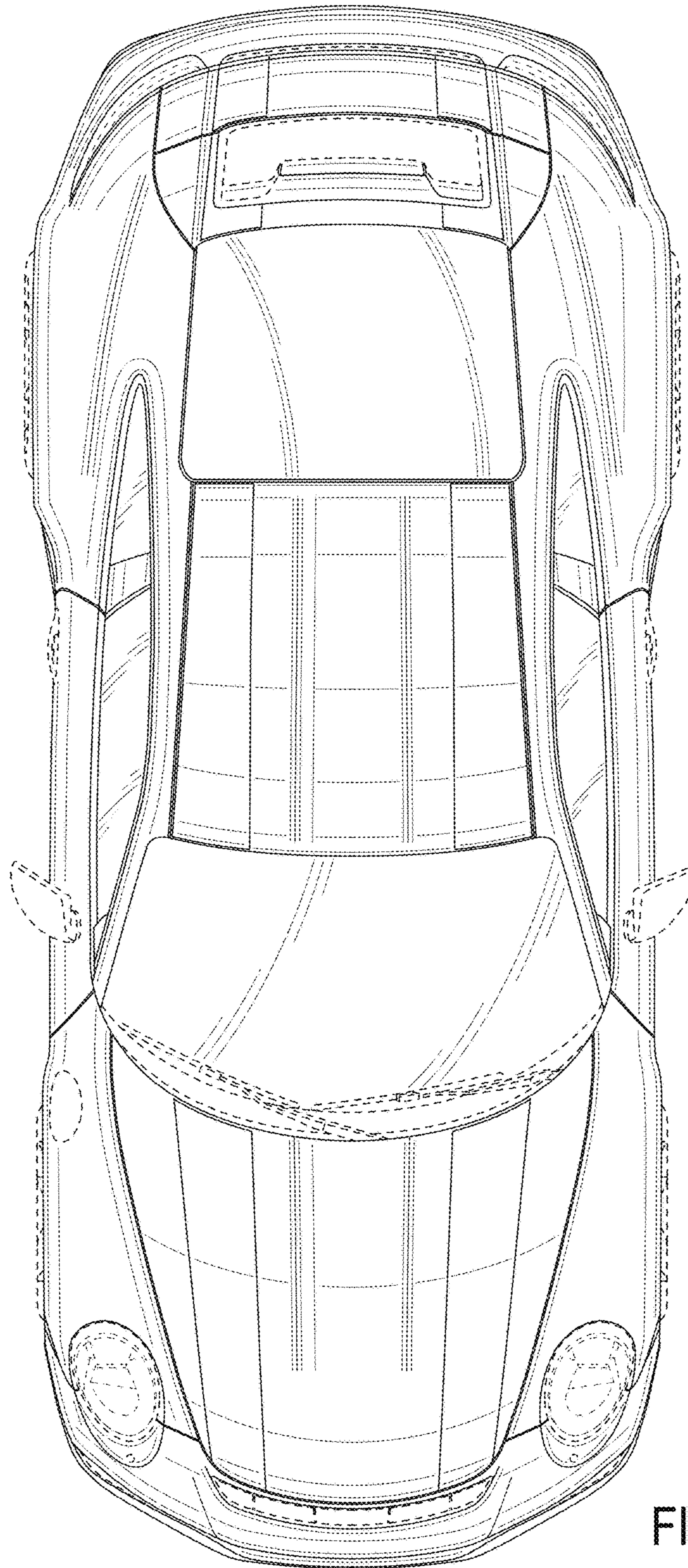


FIG. 4