



US00D797595S

(12) **United States Design Patent** (10) **Patent No.:** **US D797,595 S**
Dominguez (45) **Date of Patent:** **** Sep. 19, 2017**

(54) **DIAL**

(56) **References Cited**

(71) Applicant: **HARRY WINSTON SA,**
Plan-les-Ouates (CH)
(72) Inventor: **Emmanuelle Dominguez,** Viry (FR)
(73) Assignee: **HARRY WINSTON SA,**
Plan-les-Ouates (CH)

U.S. PATENT DOCUMENTS

D250,749 S *	1/1979	Perrin	D10/39
D558,068 S *	12/2007	Sirmakes	D10/39
D561,050 S *	2/2008	Laucella	D10/39
D655,631 S *	3/2012	Ruefenacht	D10/39
D692,323 S *	10/2013	Mille	D10/39
D729,096 S *	5/2015	Kamilindi	D10/125

* cited by examiner

(**) Term: **15 Years**

Primary Examiner — Sheryl Lane

(21) Appl. No.: **29/574,693**

Assistant Examiner — Calvin E Vansant

(22) Filed: **Aug. 18, 2016**

(74) *Attorney, Agent, or Firm* — Donald J. Ranft; Collen IP

(30) **Foreign Application Priority Data**

(57) **CLAIM**

The ornamental design for a dial, as shown.

Feb. 18, 2016 (WO) DM/089 414

DESCRIPTION

(51) **LOC (10) Cl.** **10-07**

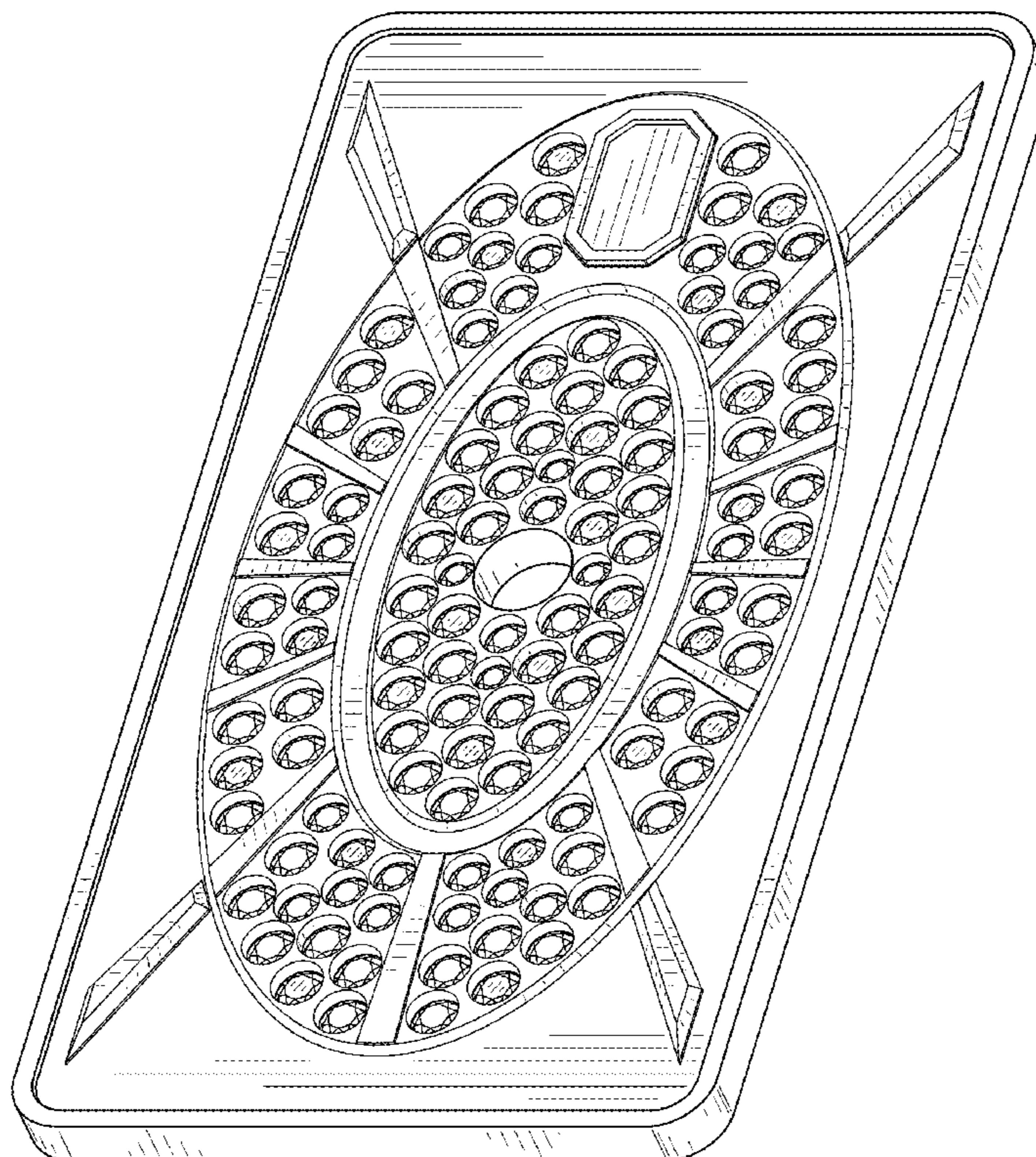
(52) **U.S. Cl.**
USPC **D10/126**

(58) **Field of Classification Search**
USPC D10/1-39, 122-132
CPC G04B 17/00; G04B 17/02; G04B 17/005;
G04B 17/285; G04B 37/00; G04B 37/00;
G04B 37/0058; G04B 45/00; G04B
45/02; G04B 45/038; G04B 45/0069;
G04B 45/0076; G04B 29/00

FIG. 1 is a front right perspective view of a dial showing my new design;
FIG. 2 is a front view thereof;
FIG. 3 is a rear view thereof;
FIG. 4 is a left side view thereof;
FIG. 5 is a right side view thereof;
FIG. 6 is a top view thereof;
FIG. 7 is a bottom view thereof; and,
FIG. 8 is a rear left perspective view thereof.

See application file for complete search history.

1 Claim, 5 Drawing Sheets



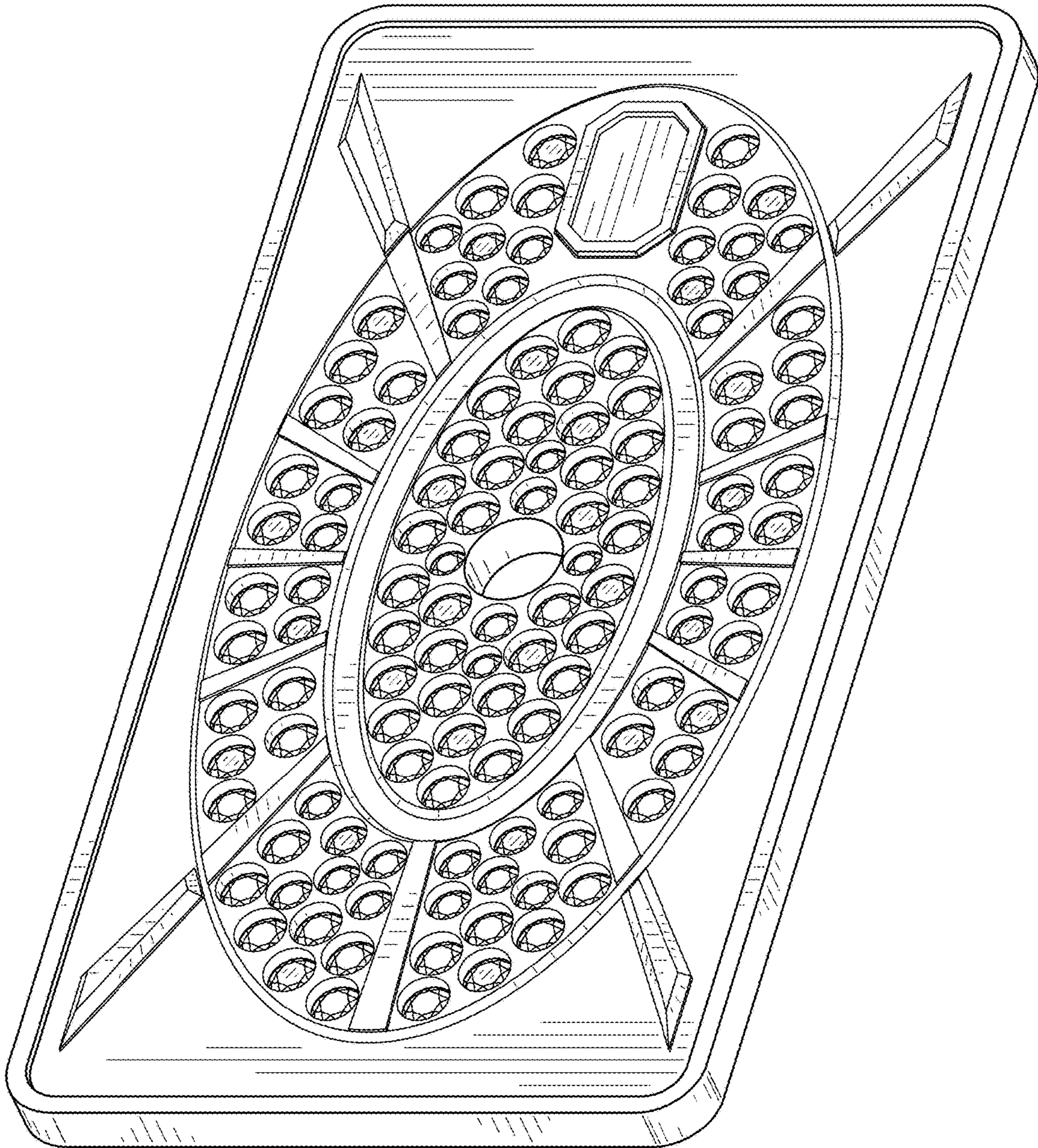


FIG. 1




FIG. 2

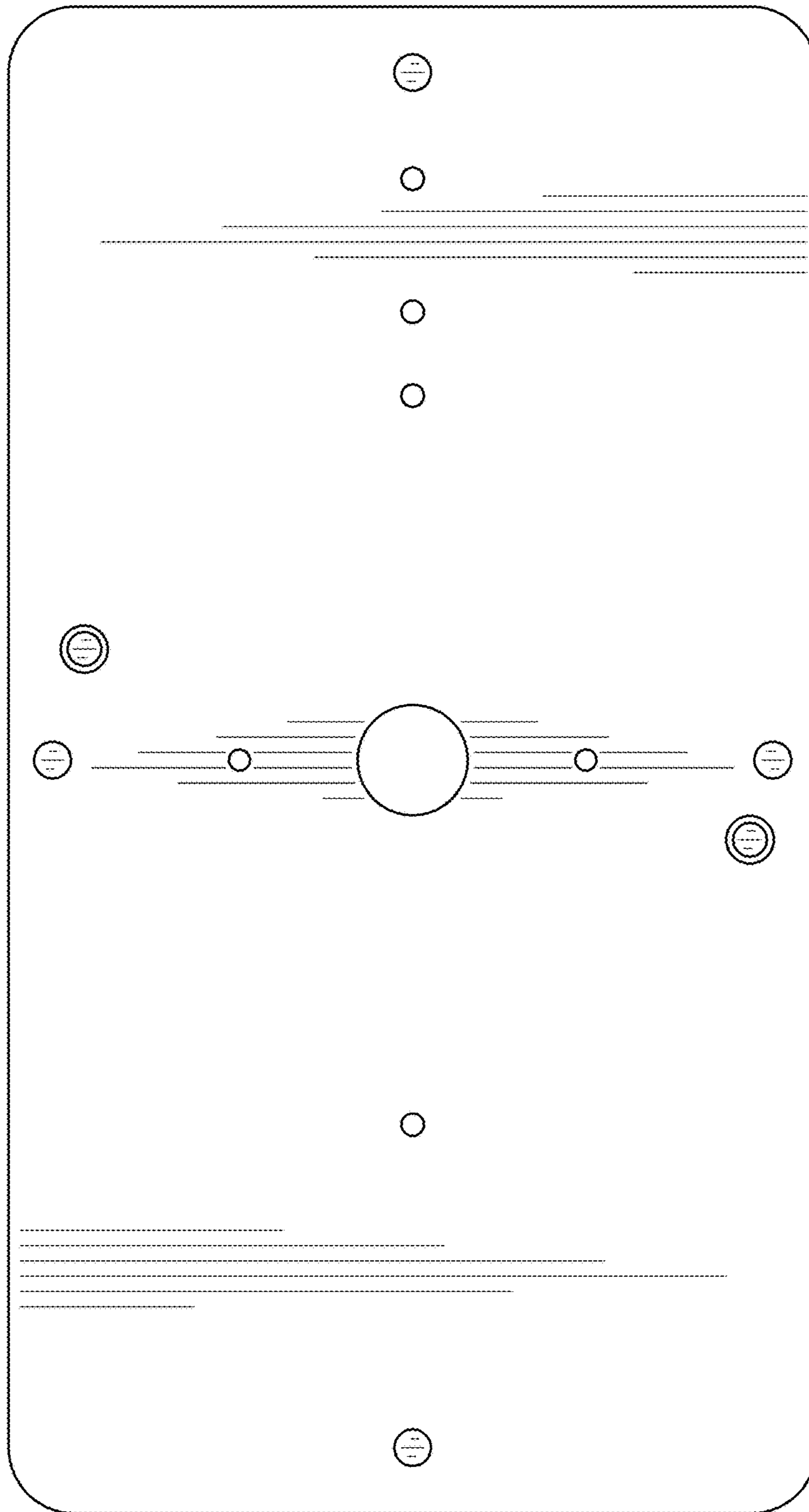


FIG. 3

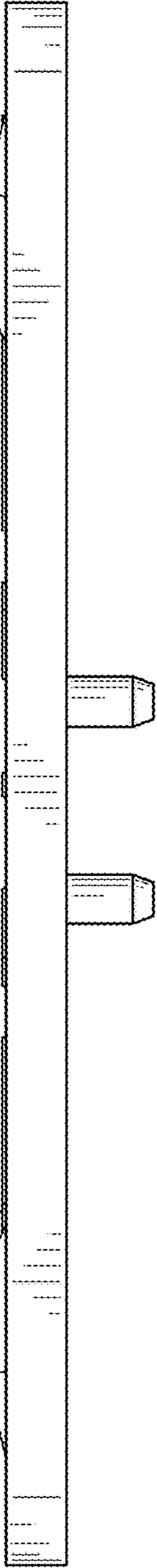


FIG. 4

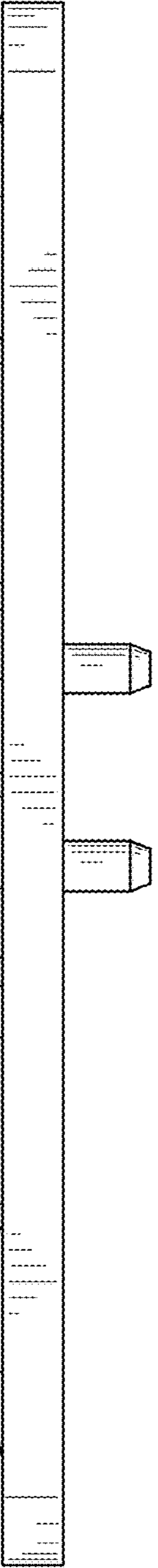


FIG. 5



FIG. 6




FIG. 7

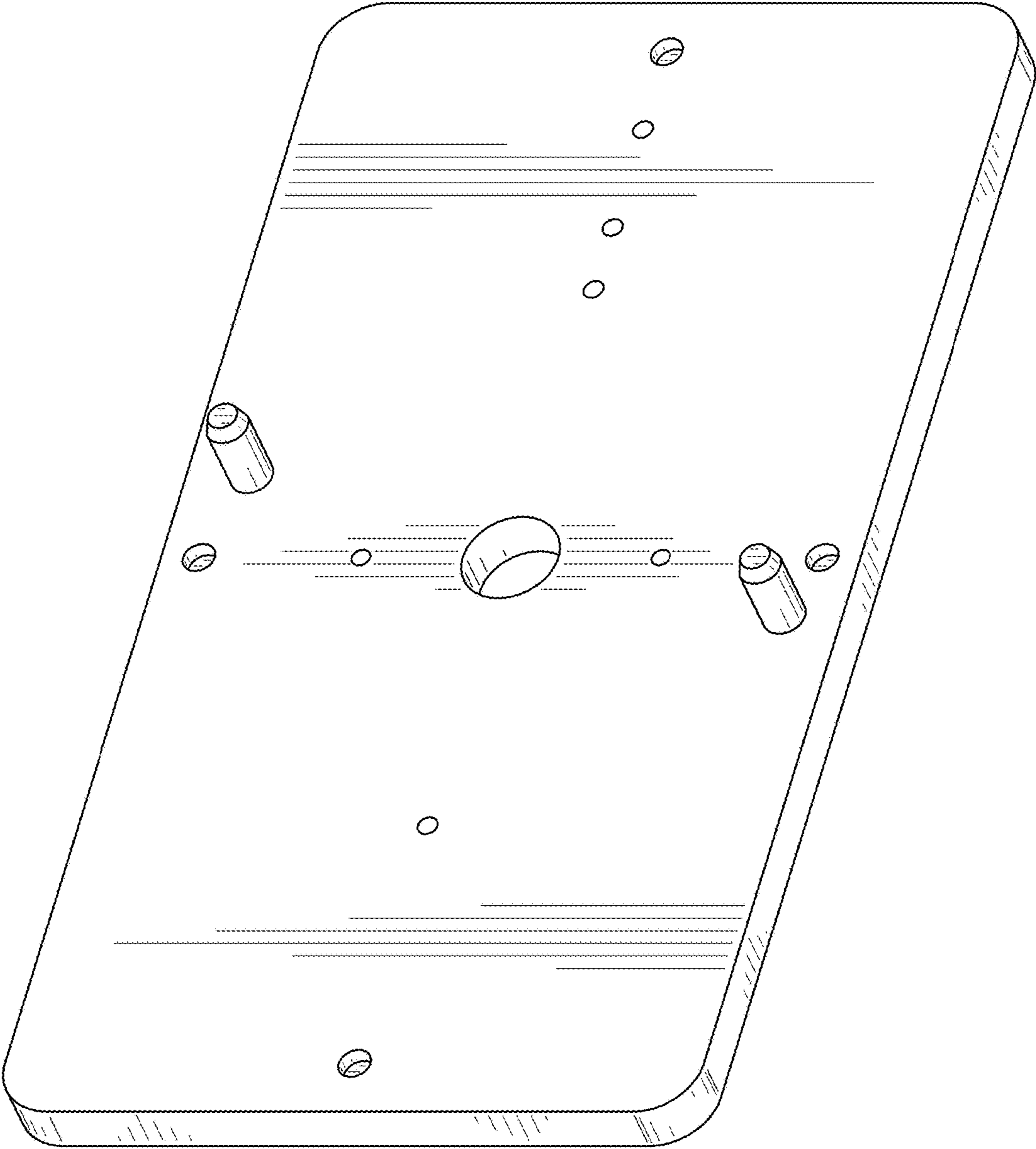


FIG. 8