



US00D797586S

(12) **United States Design Patent**
Umezawa et al.

(10) **Patent No.:** **US D797,586 S**
(45) **Date of Patent:** **** Sep. 19, 2017**

(54) **MEASUREMENT DATA COLLECTOR**

D532,420 S * 11/2006 Oikawa D14/356
D665,685 S * 8/2012 Okuda D10/65
9,468,124 B2 * 10/2016 Kitagawa H05K 7/1482

(71) Applicant: **Graphtec Corporation**, Kanagawa (JP)

(72) Inventors: **Takahisa Umezawa**, Kanagawa (JP);
Makoto Iwadare, Kanagawa (JP)

(73) Assignee: **Graphtec Corporation**, Kanagawa (JP)

(**) Term: **15 Years**

(21) Appl. No.: **29/546,345**

(22) Filed: **Nov. 20, 2015**

(30) **Foreign Application Priority Data**

May 26, 2015 (JP) 2015-011559

(51) **LOC (10) Cl.** **10-04**

(52) **U.S. Cl.**
USPC **D10/76; D14/358**

(58) **Field of Classification Search**
USPC D10/75, 76; D14/356, 358
CPC A61B 2560/0271; A61B 2560/0431; G06Q
10/10; G06Q 20/30; G06Q 20/305; G06Q
20/32; G06Q 20/322; G06Q 20/3221;
G06Q 20/3223; G06Q 20/3224; G06Q
20/3226; G06Q 20/3227; G06Q 20/3229;
G06Q 20/325; G06Q 20/3255
See application file for complete search history.

(56) **References Cited**

U.S. PATENT DOCUMENTS

D263,713 S * 4/1982 Baer 451/326
D504,341 S * 4/2005 Graef D10/76

FOREIGN PATENT DOCUMENTS

JP 1313175 S 10/2007
JP 1433495 S 2/2012

* cited by examiner

Primary Examiner — Antoine D Davis

(74) *Attorney, Agent, or Firm* — Mark R. DeLuca;
Meyertons, Hood, Kivlin, Kowert & Goetzel, P.C.

(57) **CLAIM**

The ornamental design for a measurement data collector, as shown and described.

DESCRIPTION

FIG. 1 is a front view of a measurement data collector showing the new design;
FIG. 2 is a rear view thereof;
FIG. 3 is a top plan view thereof;
FIG. 4 is a bottom plan view thereof;
FIG. 5 is a right side view thereof;
FIG. 6 is a left side view thereof; and,
FIG. 7 is a front, top and right side perspective view thereof.
The broken lines in the drawings are for illustrative purposes only and form no part of the claimed design.

1 Claim, 4 Drawing Sheets




FIG.1

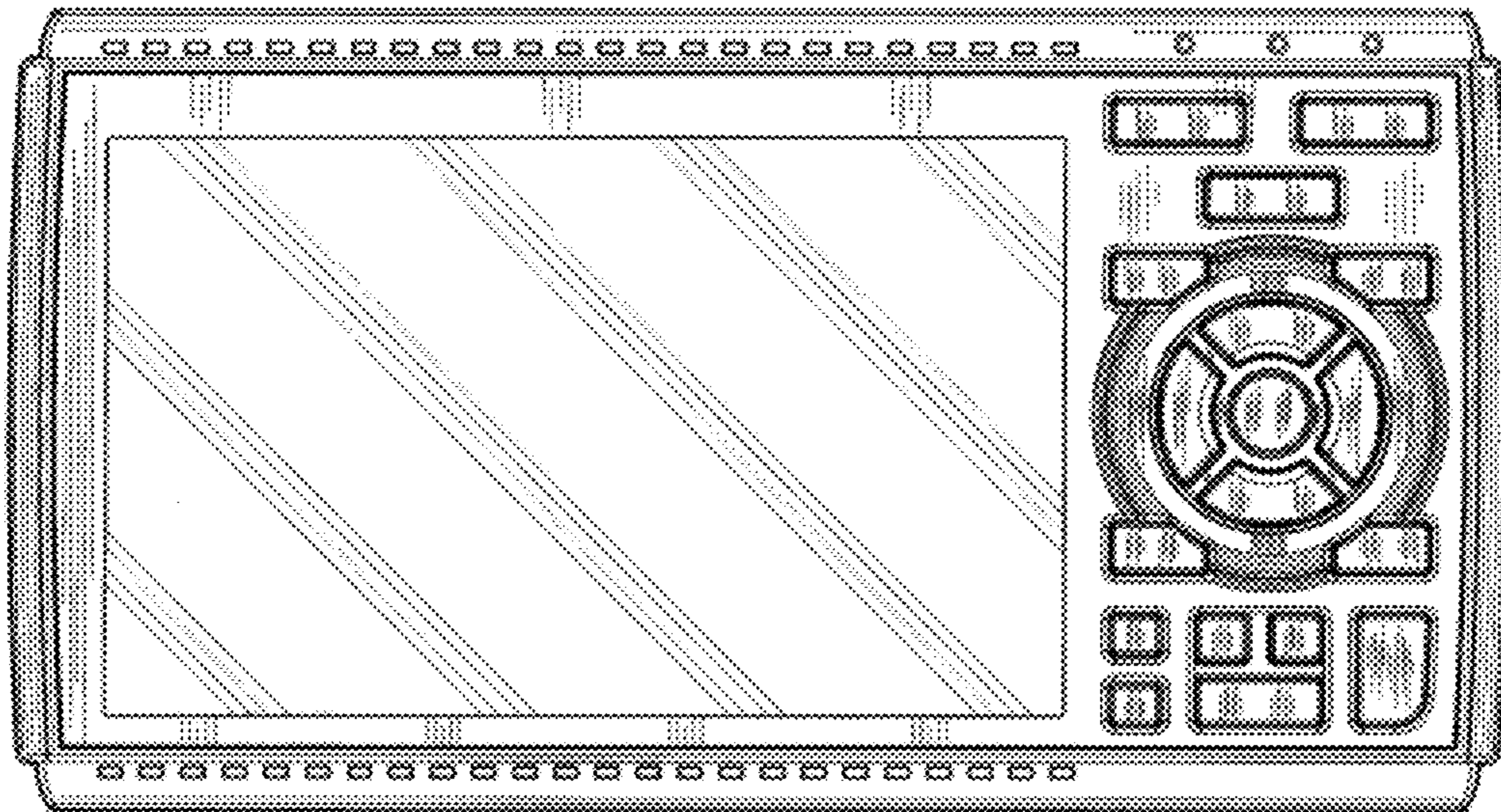


FIG.2

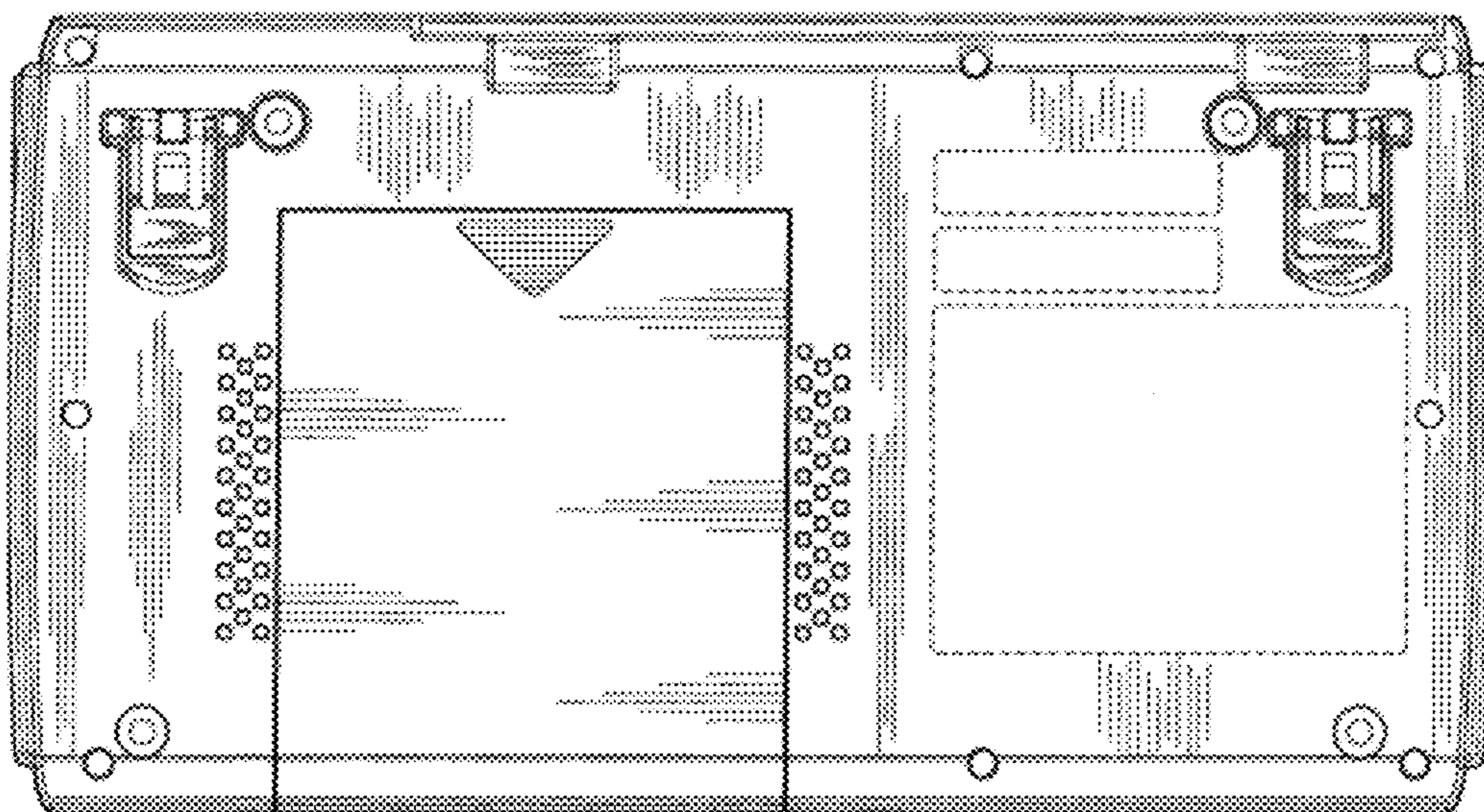


FIG.3

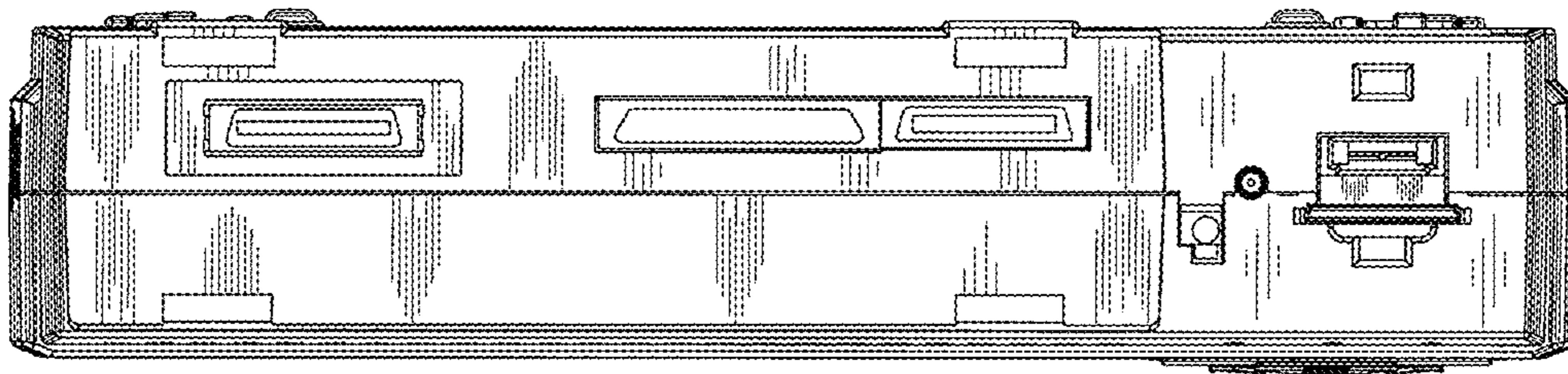


FIG.4

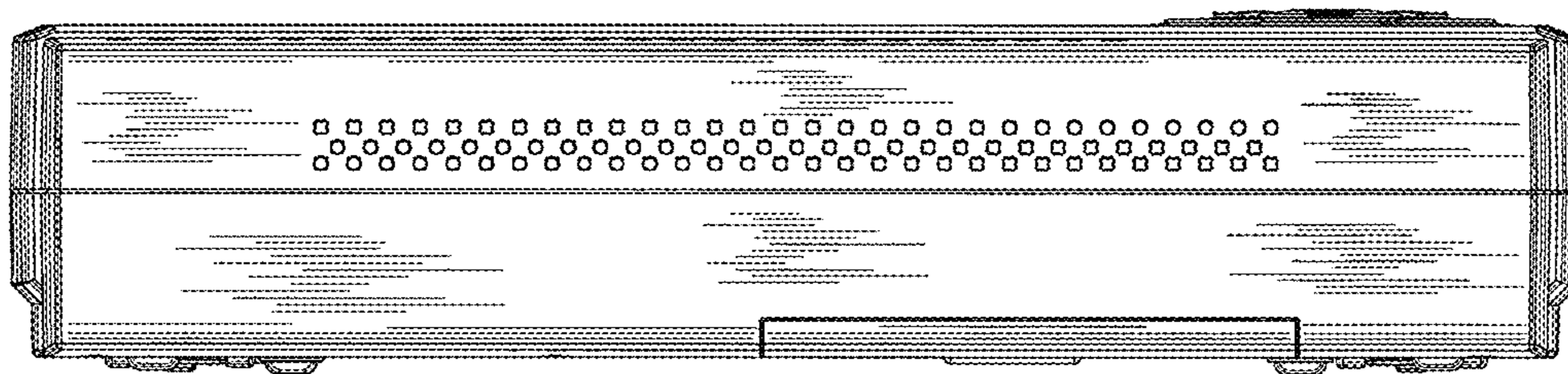


FIG.6

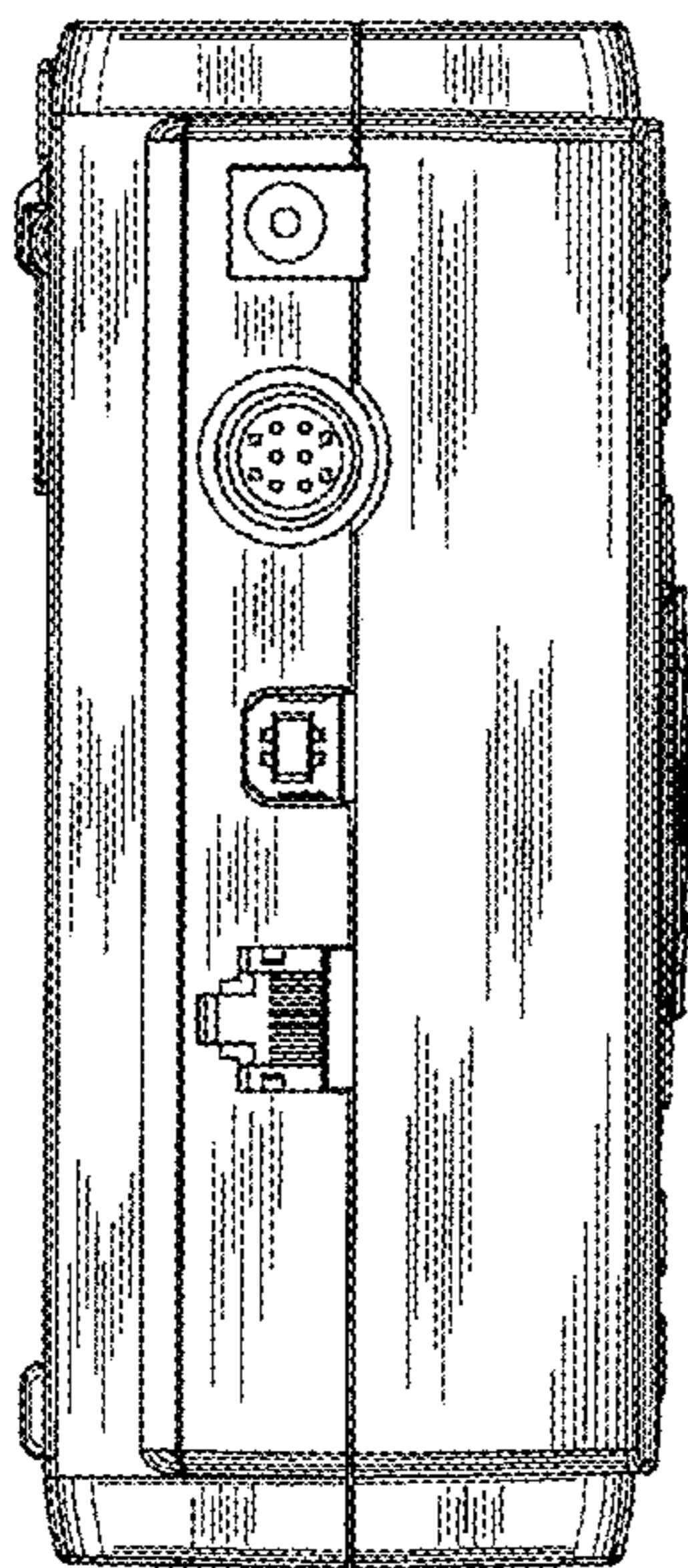


FIG.5

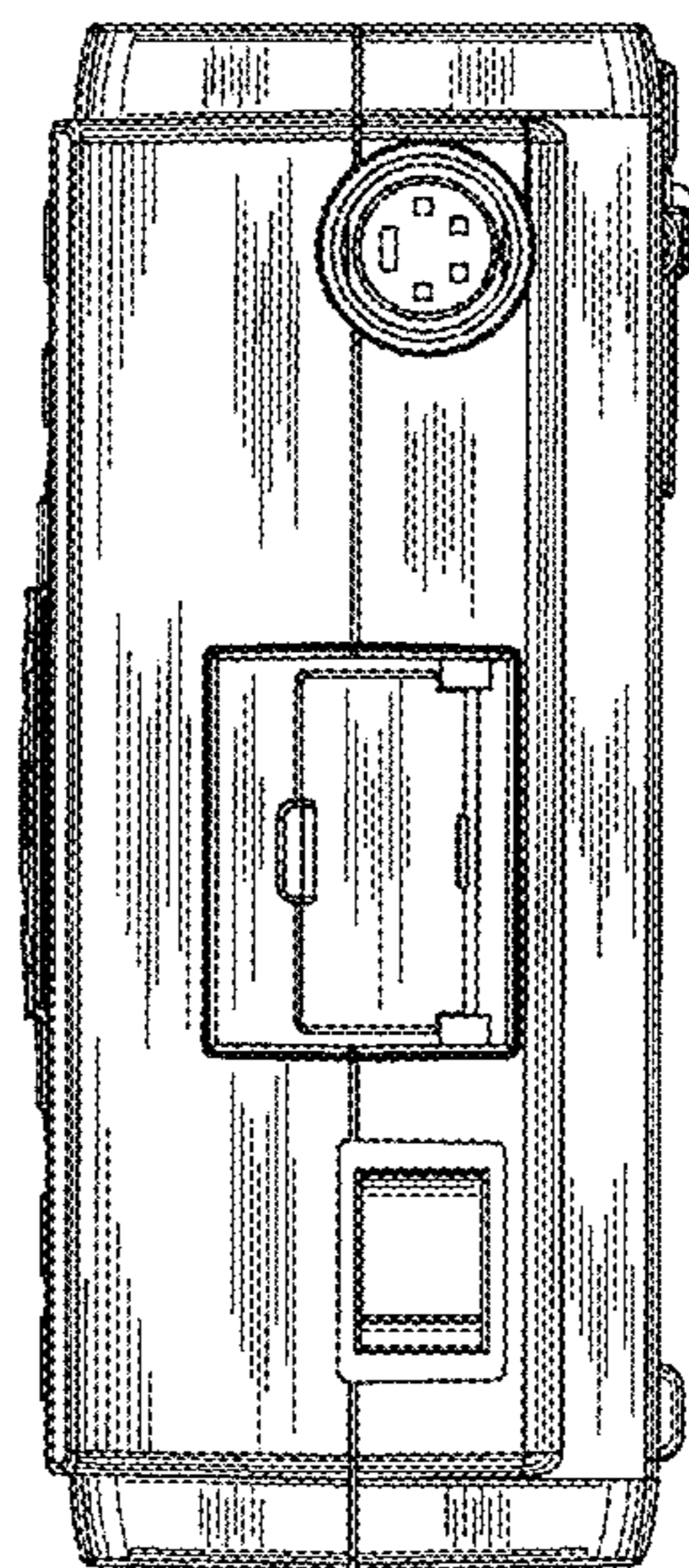


FIG.7

