



US00D797573S

(12) **United States Design Patent** (10) **Patent No.:** **US D797,573 S**  
**Bottari** (45) **Date of Patent:** **\*\* Sep. 19, 2017**

(54) **PLANT SHEATH**

(71) Applicant: **Mariplast North America, Inc.**, Greer, SC (US)

(72) Inventor: **Francesco Bottari**, Prato (IT)

(73) Assignee: **MARIPLAST NORTH AMERICA, INC.**, Greer, SC (US)

(\*\*) Term: **15 Years**

(21) Appl. No.: **29/579,331**

(22) Filed: **Sep. 29, 2016**

(51) **LOC (10) Cl.** ..... **09-05**

(52) **U.S. Cl.**  
USPC ..... **D9/711; D11/143**

(58) **Field of Classification Search**  
USPC ..... D9/702-714, 501, 503, 505, 414, 716, D9/415, 416, 418, 419, 429, 432, 433, D9/748, 739; 383/904; 206/769, 206/349-354, 306, 702-705, 418, 362.1, 206/362.3, 361; D3/201, 205-206, 220; D7/383, 213, 608; 229/4.5, 5.5, 800, 229/87.01-87.09, 87.11-87.19; 428/34.1, 428/34.3, 64.1, 66.5, 66.6, 7; D6/556-558; 211/13.1, 60.1, 70.1, 85.1; 53/456, 462, 204, 208; 47/72, 41.01, 33, 47/41.12, 32.4, 32.7, 41.11, 44-47; D11/143, 149, 117  
CPC ..... A01G 17/00; A01G 17/04; A01G 17/06; A01G 17/14; A01G 9/00; A01G 9/02; A01G 9/04; A01G 9/022; A01G 9/023; A01G 7/00; B65D 1/38; B65D 1/40

See application file for complete search history.

(56) **References Cited**

U.S. PATENT DOCUMENTS

D244,839 S *	6/1977	Malkin	.....	D11/143
D356,030 S *	3/1995	Weder	.....	D9/629
D644,143 S *	8/2011	Hollihan	.....	D11/143
D686,939 S *	7/2013	Merrell	.....	D11/120
D699,148 S *	2/2014	Murr	.....	D11/143
D719,055 S *	12/2014	Tyink	.....	D11/143
D758,916 S *	6/2016	Davis	.....	D11/143

\* cited by examiner

*Primary Examiner* — Abraham Bahta

(74) *Attorney, Agent, or Firm* — McNair Law Firm, P.A.; Douglas L. Lineberry



(57) **CLAIM**

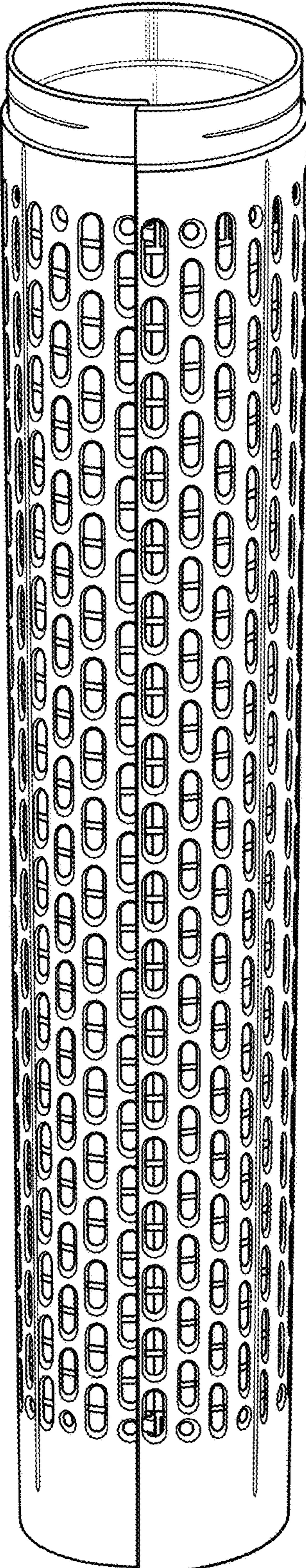
The ornamental design for a plant sheath, as shown and described.

**DESCRIPTION**

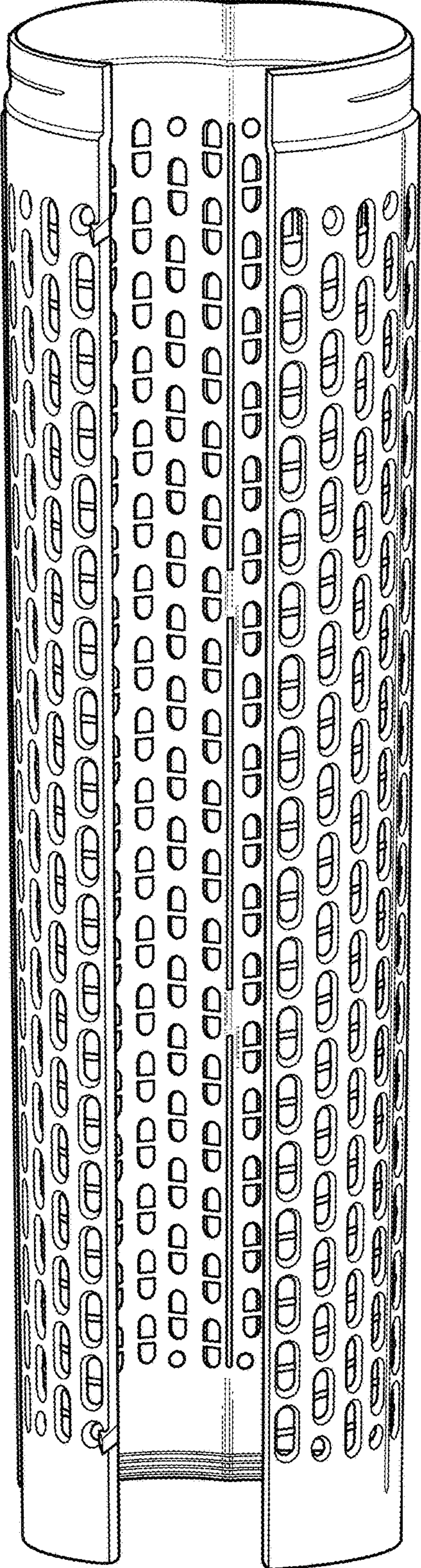
FIG. 1 is a front perspective view of the plant sheath; FIG. 2 is a front perspective view of the plant sheath in an open position; FIG. 3 is a top elevated view of the plant sheath; FIG. 4 is a bottom elevated view of the plant sheath; FIG. 5 is a left end view of the plant sheath; FIG. 6 is a right end view of the plant sheath; FIG. 7 is a right end view of the plant sheath in an open position; FIG. 8 is a top plan view of the plant sheath; and, FIG. 9 is a bottom plan view of the plant sheath.

**1 Claim, 4 Drawing Sheets**

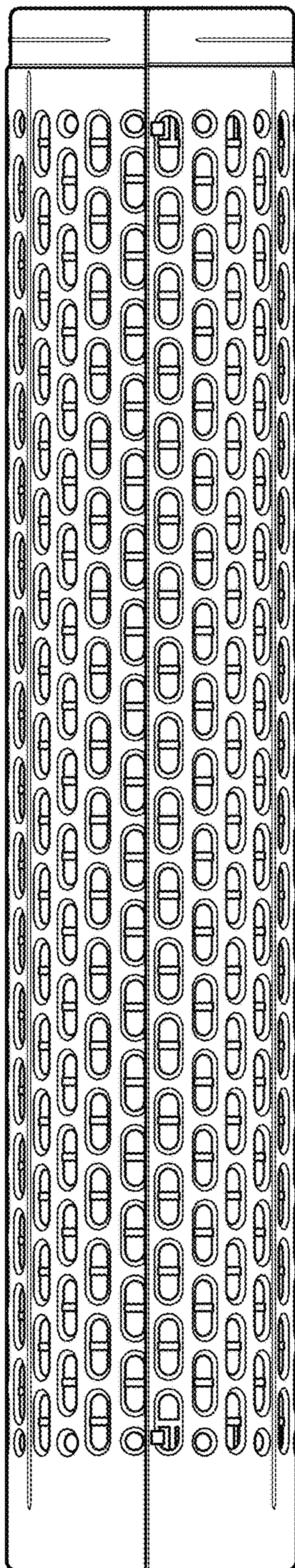





*Fig. 1*



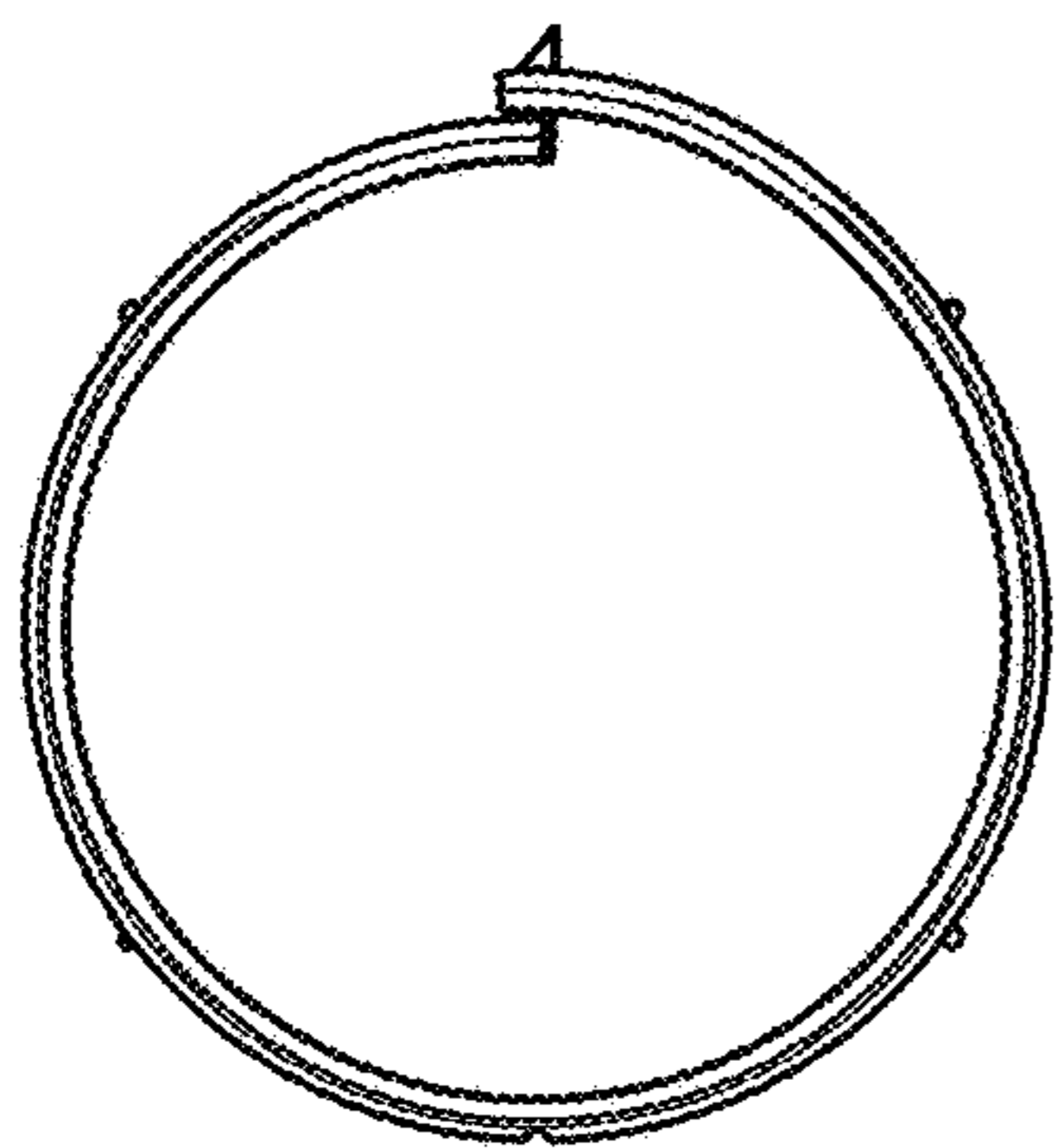
*Fig. 2*



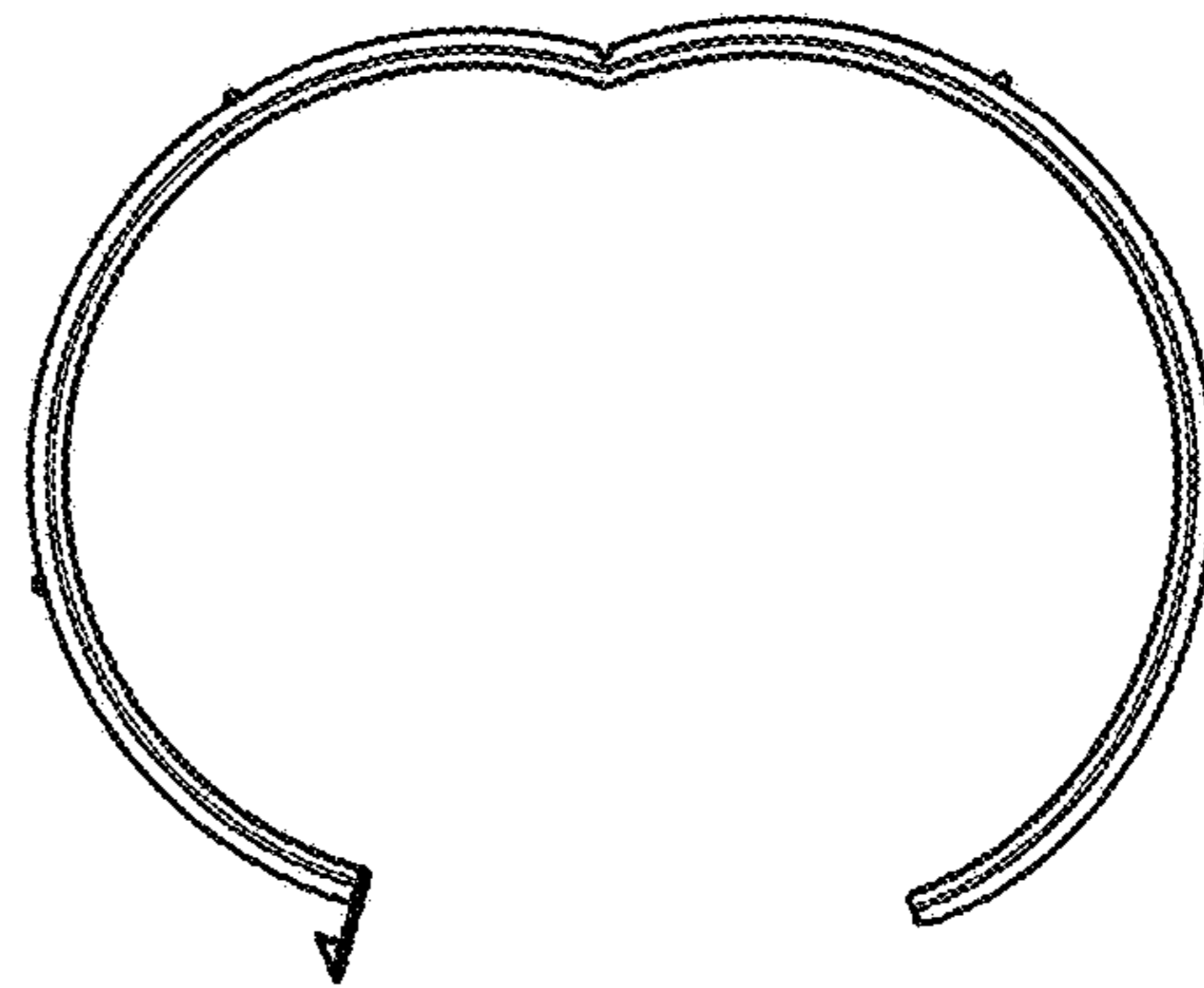
*Fig. 3*



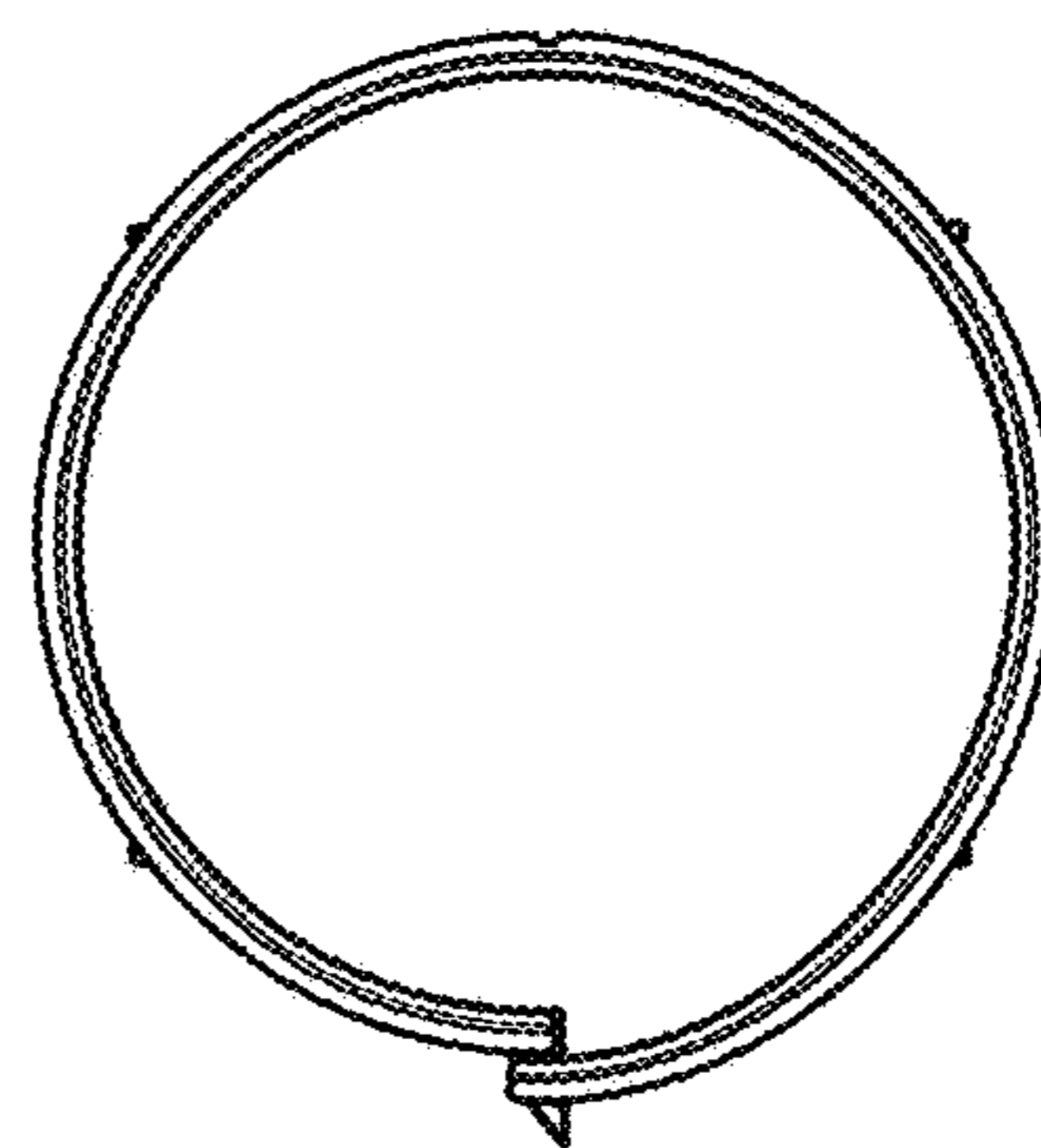
*Fig. 4*



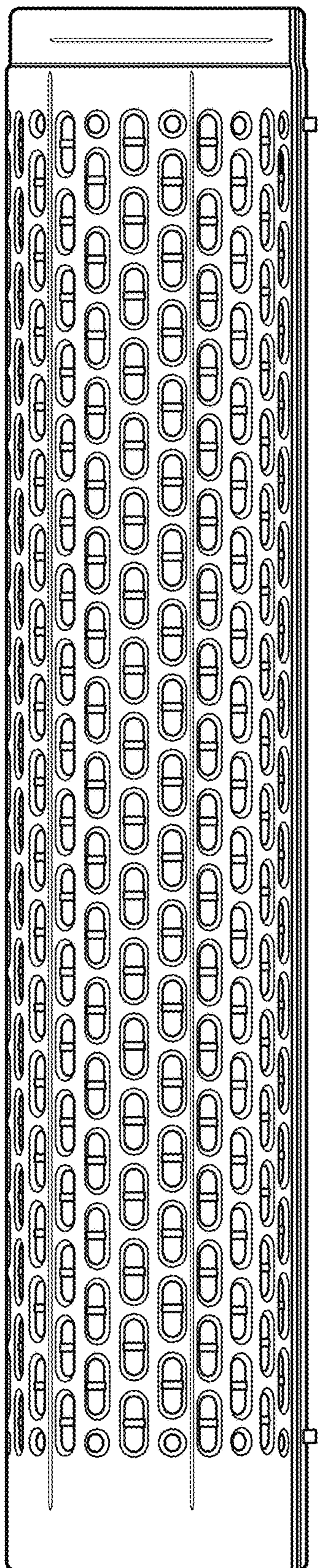
*Fig. 5*




*Fig. 7*



*Fig. 6*



*Fig. 8*



*Fig. 9*