

US00D797571S

(12) **United States Design Patent**  
**Kim et al.**

(10) **Patent No.:** **US D797,571 S**

(45) **Date of Patent:** **\*\* Sep. 19, 2017**

(54) **COSMETIC CONTAINER**

(71) Applicant: **YONWOO CO., LTD.**, Incheon (KR)

(72) Inventors: **You-Seob Kim**, Incheon (KR); **Su-Jin Son**, Incheon (KR); **Seo-Hui Jung**, Incheon (KR); **Hyo-Sun Jung**, Incheon (KR); **Ah-Young Kim**, Incheon (KR); **Sung Taek Lim**, Incheon (KR); **Min-goo Kim**, Incheon (KR); **Jung-Yeon Seo**, Incheon (KR); **Jae Ock Lee**, Incheon (KR)

(73) Assignee: **YONWOO CO., LTD.**, Incheon (KR)

(\*\*) Term: **15 Years**

(21) Appl. No.: **29/577,200**

(22) Filed: **Sep. 9, 2016**

(30) **Foreign Application Priority Data**

Mar. 11, 2016 (KR) ..... 30-2016-0011469

(51) **LOC (10) Cl.** ..... **09-03**

(52) **U.S. Cl.**

USPC ..... **D9/695**

(58) **Field of Classification Search**

USPC ..... D9/695-699, 702-714, 521, 571, 574, D9/516, 522, 541, 556-560, 723-729, D9/447, 442, 443, 453; 215/355, 215/380-381; 222/212, 92, 95-96, 107, 222/215, 531, 386, 536; 220/669, 220/DIG. 7; D28/91.1, 76-78, 82, 88; D4/114; D24/119

CPC ..... B65D 1/00; B65D 1/023; B65D 1/0932; B65D 35/00; B65D 35/02; B65D 35/28; B65D 35/04; B65D 35/08; B65D 35/36; B65D 35/38

See application file for complete search history.

(56) **References Cited**

**U.S. PATENT DOCUMENTS**

D351,338 S *	10/1994	Koptis	.....	D9/697
D414,688 S *	10/1999	Loeb	.....	D9/697
D561,046 S *	2/2008	Kerman	.....	D9/697
D584,162 S *	1/2009	Gieux	.....	D9/695
D658,504 S *	5/2012	McCoy	.....	D9/697
D661,202 S *	6/2012	McCoy	.....	D9/723
D730,743 S *	6/2015	Kim	.....	D9/695
D730,744 S *	6/2015	Kim	.....	D9/697
D731,322 S *	6/2015	Seo	.....	D9/697

\* cited by examiner

*Primary Examiner* — Abraham Bahta

(74) *Attorney, Agent, or Firm* — Marshall, Gerstein & Borun LLP


(57) **CLAIM**


The ornamental design for a cosmetic container, as shown and described.

**DESCRIPTION**

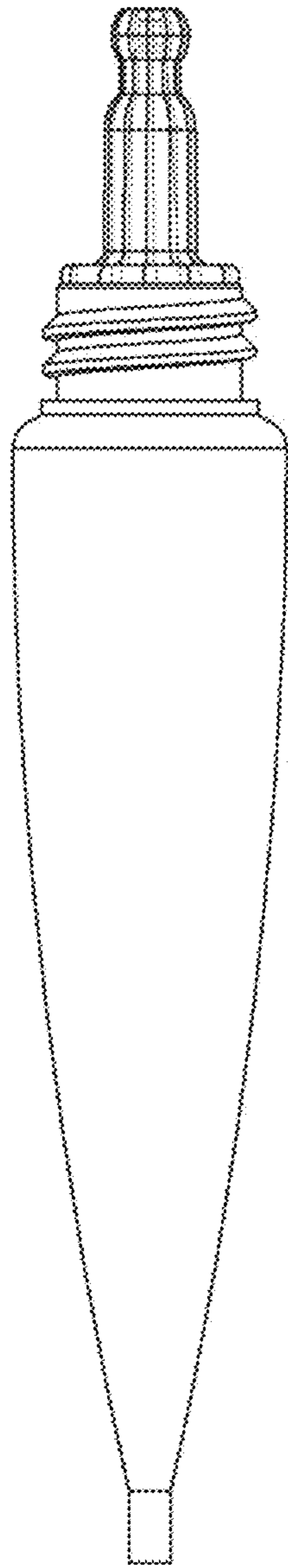
FIG. 1 is a perspective view of a cosmetic container showing my new design;  
FIG. 2 is a front elevational view thereof;  
FIG. 3 is a rear elevational view thereof;  
FIG. 4 is a left side elevational view thereof;  
FIG. 5 is a right side elevational view thereof;  
FIG. 6 is an enlarged top plan view thereof; and,  
FIG. 7 is an enlarged bottom plan view thereof.

**1 Claim, 7 Drawing Sheets**

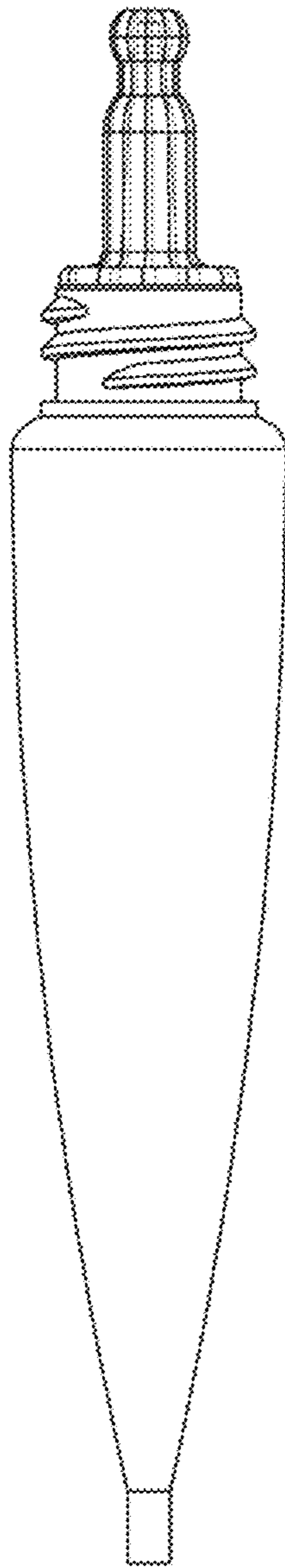




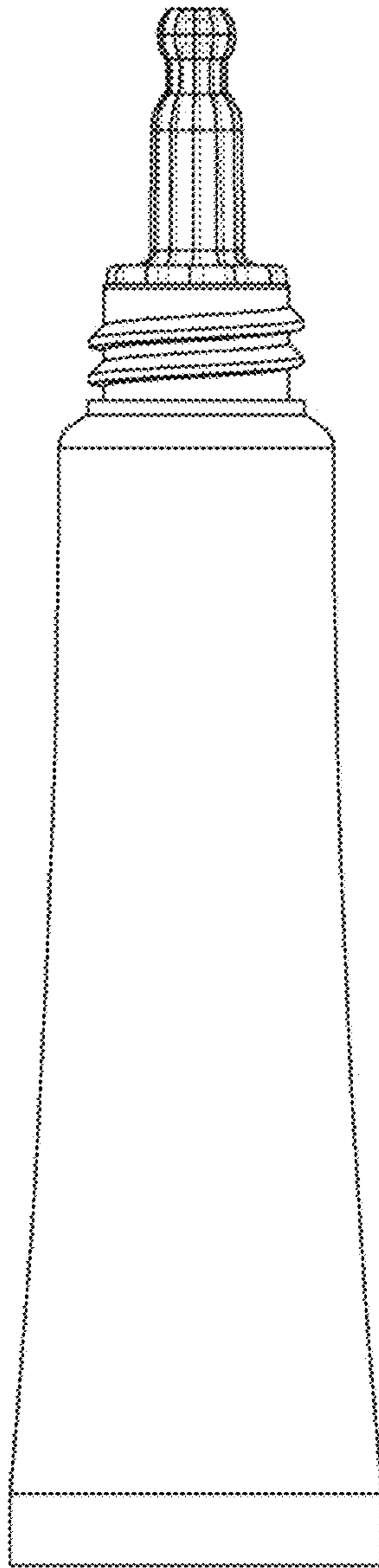
**FIG. 1**



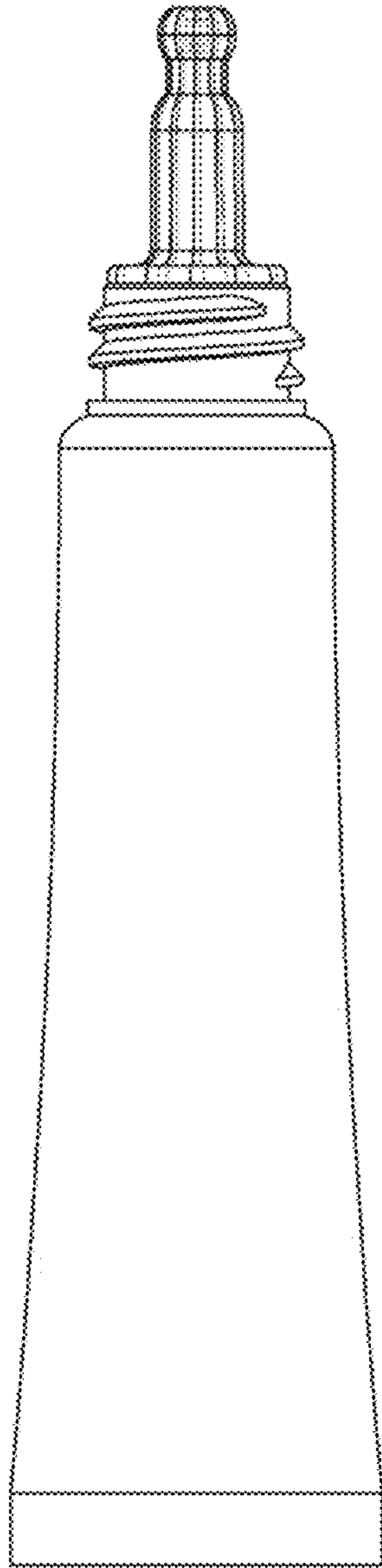
**FIG. 2**



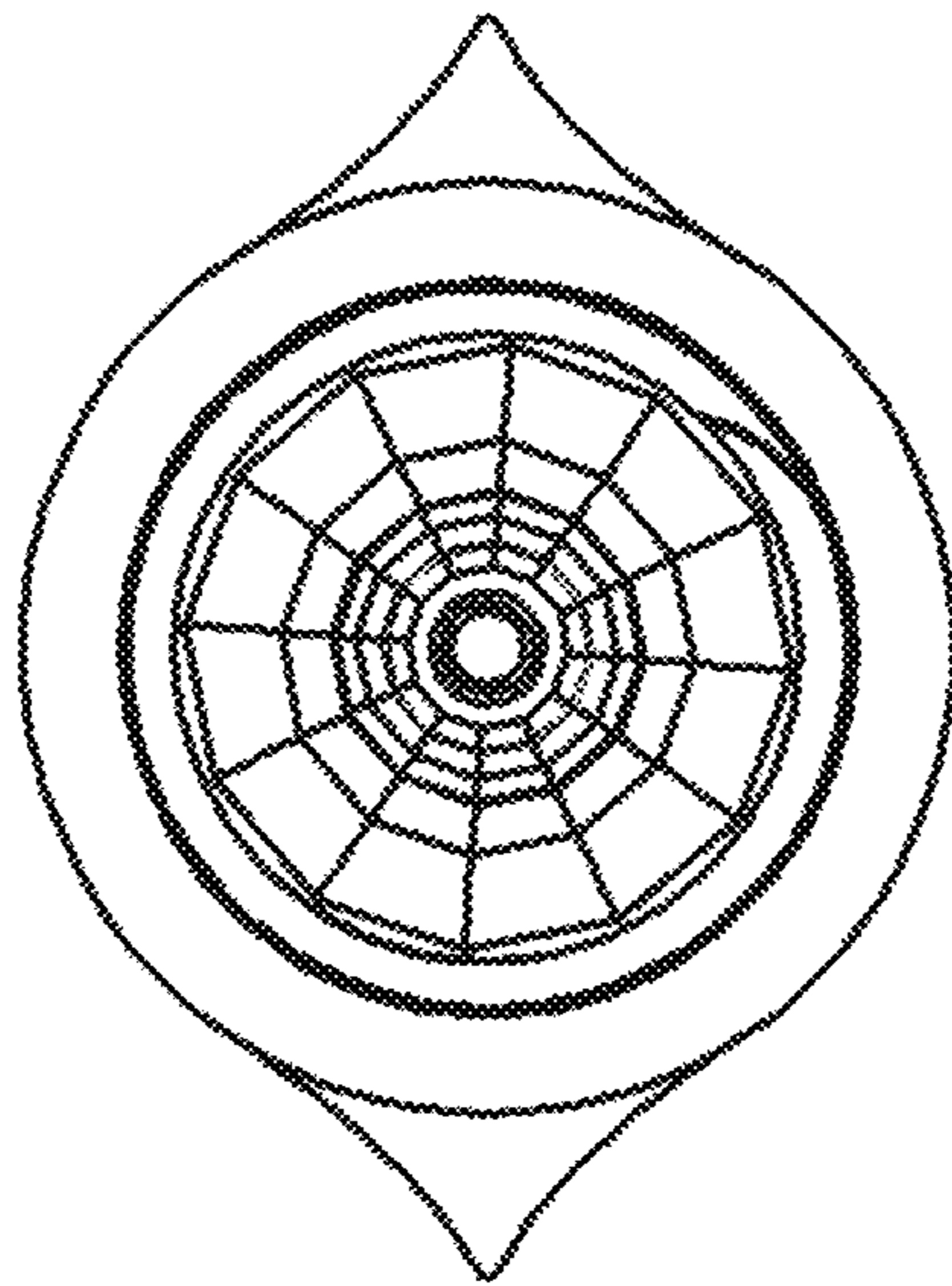
**FIG. 3**



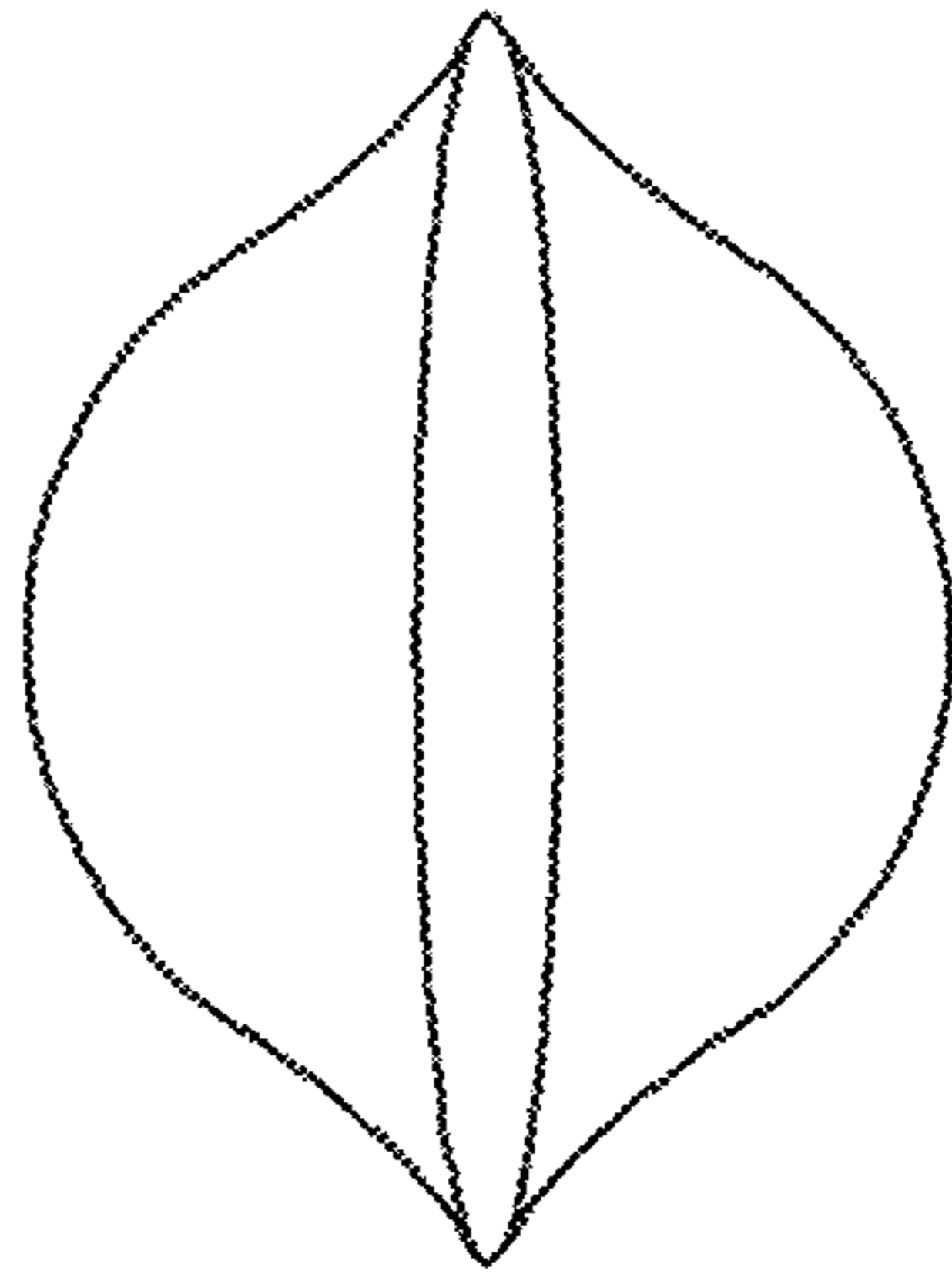
**FIG. 4**



**FIG. 5**



**FIG. 6**



**FIG. 7**