

US00D797570S

(12) **United States Design Patent**
Kim et al.

(10) **Patent No.:** **US D797,570 S**

(45) **Date of Patent:** **** Sep. 19, 2017**

(54) **COSMETIC CONTAINER**

CPC . B65D 1/00; B65D 1/023; B65D 1/09; B65D
1/32; B65D 35/00; B65D 35/28; B65D
35/02; B65D 35/04; B65D 35/08; B65D
35/36; B65D 35/38

(71) Applicant: **YONWOO CO., LTD.**, Incheon (KR)

See application file for complete search history.

(72) Inventors: **You-Seob Kim**, Incheon (KR); **Su-Jin
Son**, Incheon (KR); **Seo-Hui Jung**,
Incheon (KR); **Hyo-Sun Jung**, Incheon
(KR); **Ah-Young Kim**, Incheon (KR);
Sung Taek Lim, Incheon (KR);
Min-goo Kim, Incheon (KR);
Jung-Yeon Seo, Incheon (KR); **Jae
Ock Lee**, Incheon (KR)

(56) **References Cited**

U.S. PATENT DOCUMENTS

D351,338 S *	10/1994	Koptis	D9/697
D414,688 S *	10/1999	Loeb	D9/697
D561,046 S *	2/2008	Kerman	D9/697
D584,162 S *	1/2009	Gieux	D9/695
D658,504 S *	5/2012	McCoy	D9/697
D661,202 S *	6/2012	McCoy	D9/723
D730,743 S *	6/2015	Kim	D9/695
D730,744 S *	6/2015	Kim	D9/697
D731,322 S *	6/2015	Seo	D9/697

* cited by examiner

Primary Examiner — Abraham Bahta

(74) *Attorney, Agent, or Firm* — Marshall, Gerstein &
Borun LLP

(73) Assignee: **YONWOO CO., LTD.**, Incheon (KR)

(**) Term: **15 Years**

(21) Appl. No.: **29/577,166**

(22) Filed: **Sep. 9, 2016**

(30) **Foreign Application Priority Data**

Mar. 11, 2016 (KR) 30-2016-0011460

(51) **LOC (10) Cl.** **09-03**

(52) **U.S. Cl.**

USPC **D9/695**

(58) **Field of Classification Search**

USPC D9/695-699, 702-714, 521, 571, 574,
D9/516, 522, 541, 556-560, 723-729,
D9/447, 442, 443, 453; 215/355,
215/380-381; 222/212, 92, 95-96, 107,
222/215, 531, 386, 536; 220/669,
220/DIG. 7; D28/91.1, 76-78, 82, 88;
D4/114; D24/119


(57) **CLAIM**

The ornamental design for a cosmetic container, as shown
and described.

DESCRIPTION

FIG. 1 is a perspective view of a cosmetic container showing
my new design;
FIG. 2 is a front elevational view thereof;
FIG. 3 is a rear elevational view thereof;
FIG. 4 is a left side elevational view thereof,
FIG. 5 is a right side elevational view thereof;
FIG. 6 is an enlarged top plan view thereof; and,
FIG. 7 is an enlarged bottom plan view thereof.

1 Claim, 7 Drawing Sheets



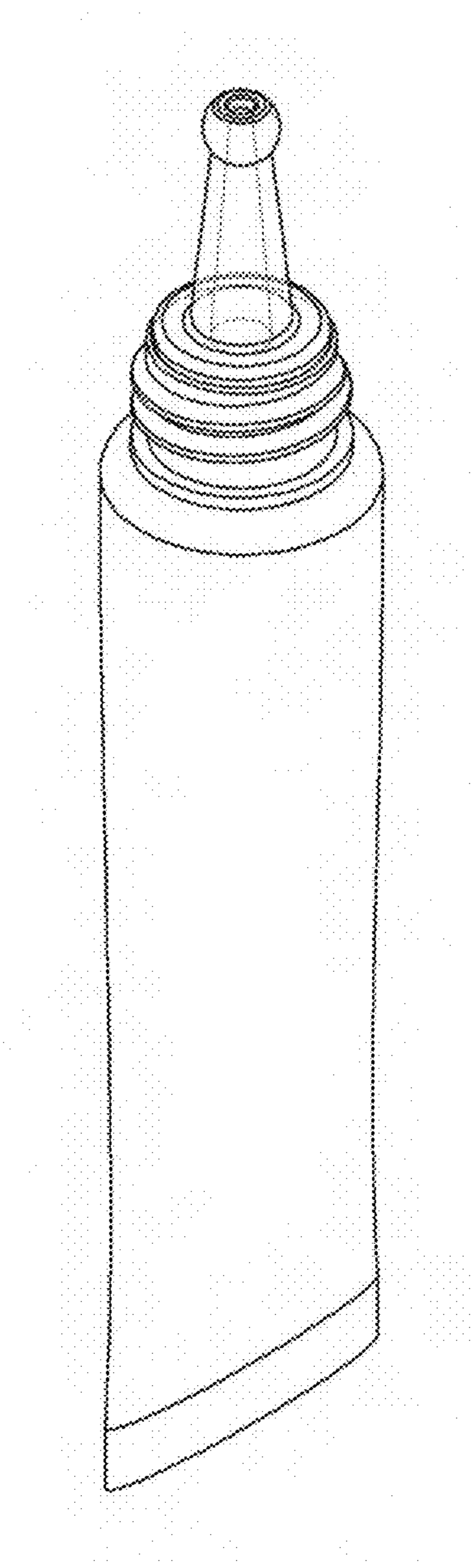


FIG. 1

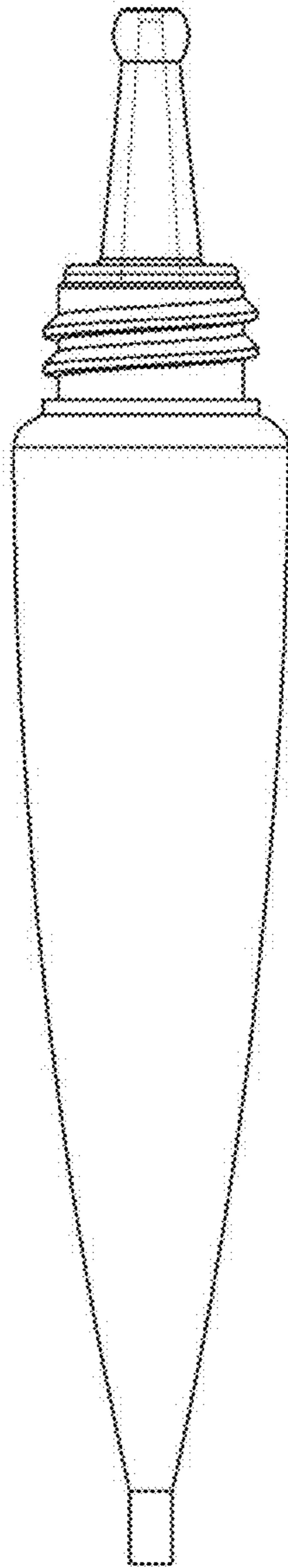


FIG. 2

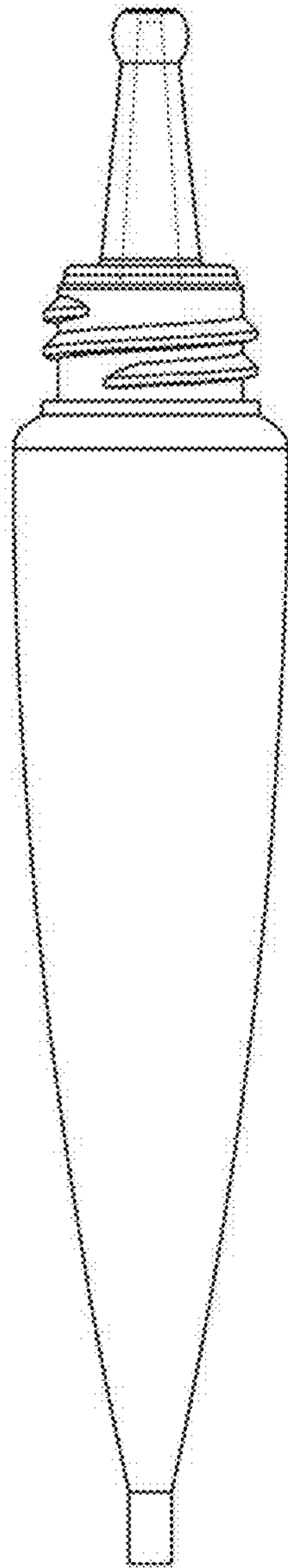


FIG. 3

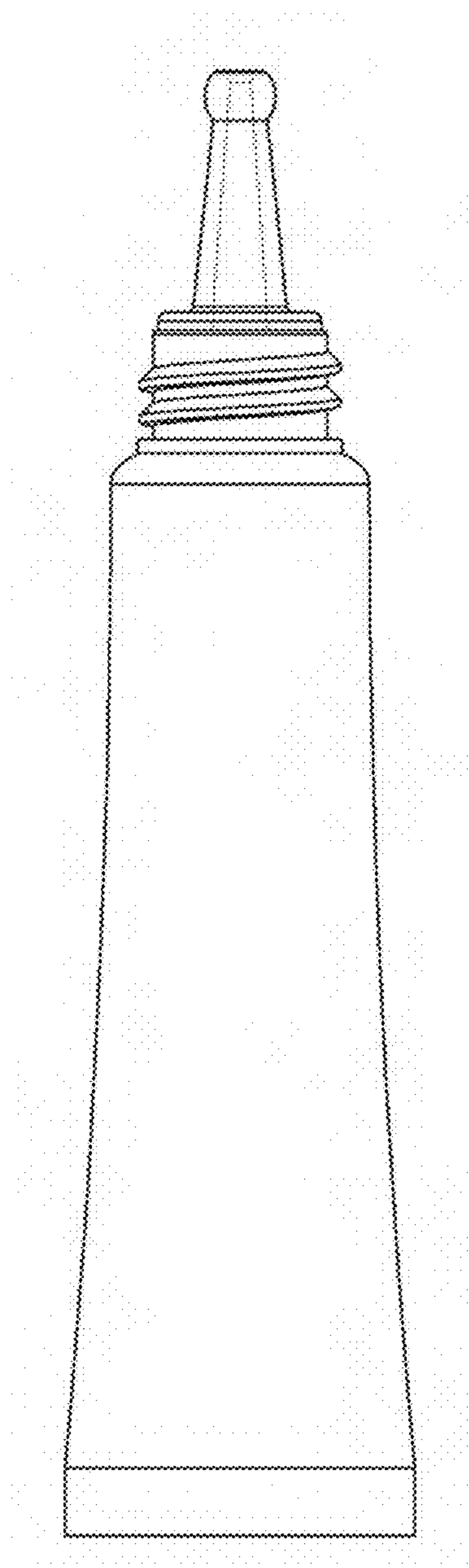


FIG. 4




FIG. 5

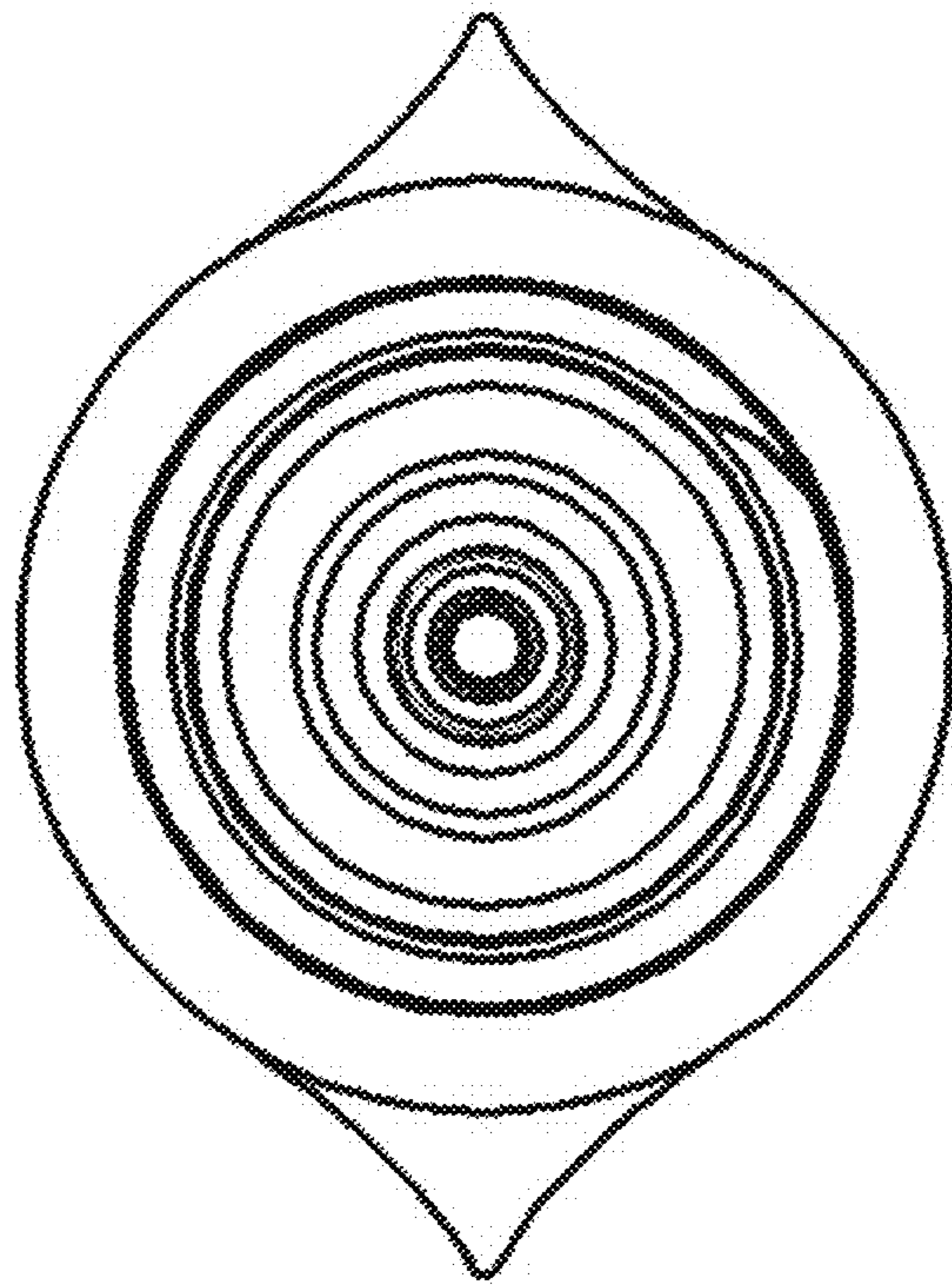


FIG. 6

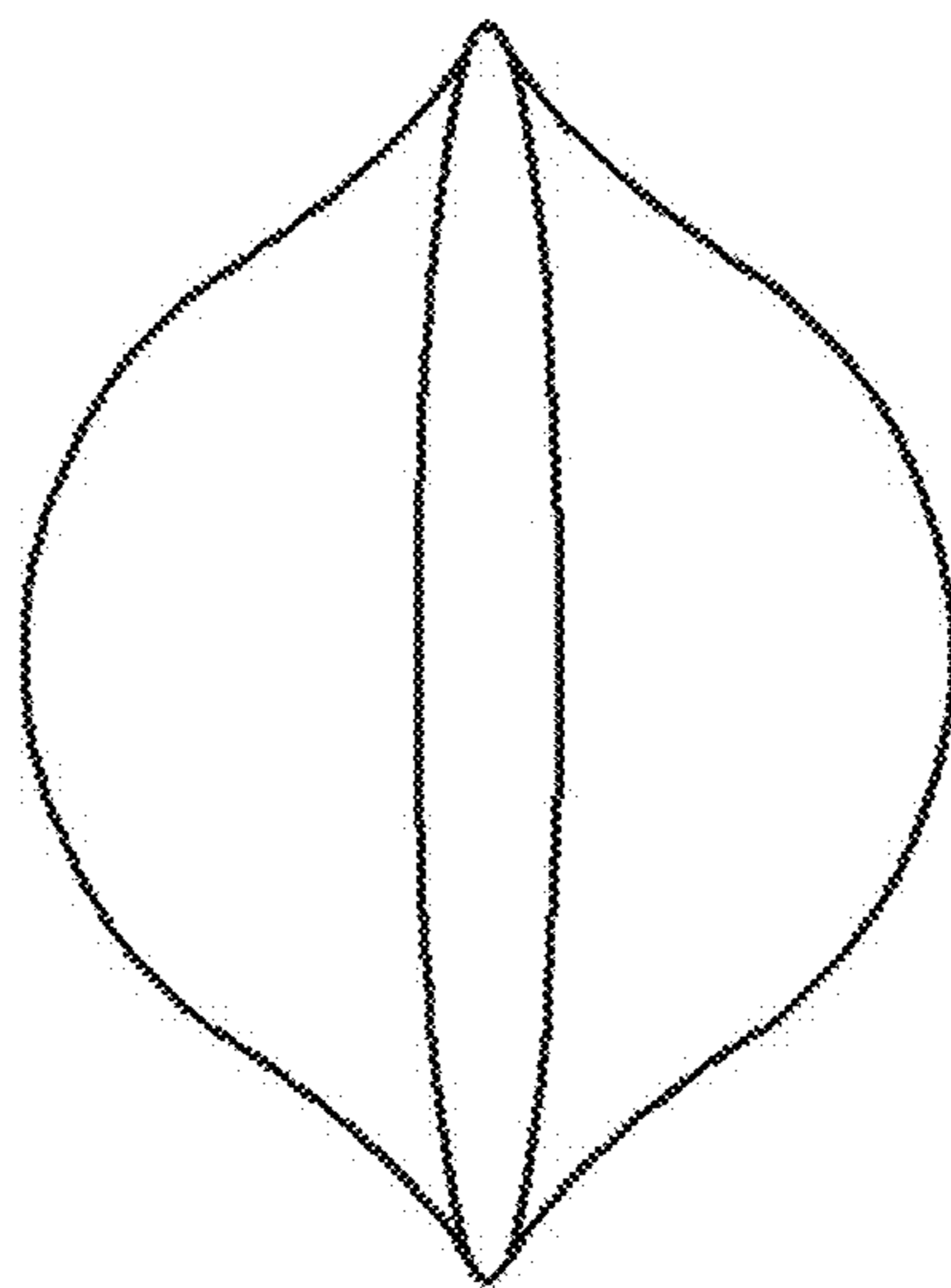


FIG. 7