



US00D797541S

(12) **United States Design Patent**
Groleski et al.

(10) **Patent No.:** **US D797,541 S**

(45) **Date of Patent:** **** Sep. 19, 2017**

(54) **GLAM LEVER**

85/12; E05B 85/10; E05B 7/00; E05B
1/0053; E05B 77/265

(71) Applicant: **Schlage Lock Company LLC**,
Indianapolis, IN (US)

See application file for complete search history.

(72) Inventors: **Autumn A. Groleski**, Noblesville, IN
(US); **Rockwood T. Roberts, III**,
Carmel, IN (US); **Marcus T. King**,
Cincinnati, OH (US)

(56) **References Cited**

U.S. PATENT DOCUMENTS

(73) Assignee: **Schlage Lock Company LLC**,
Indianapolis, IN (US)

D60,576	S	*	3/1922	Schlink	D8/308
D77,399	S	*	1/1929	Devereaux	D8/308
D82,968	S	*	1/1931	Bales	D8/302
D84,462	S	*	6/1931	Clemmons	D23/252
D85,498	S	*	11/1931	Teller et al.	D8/306
D285,106	S	*	8/1986	Yost	D23/252
D303,075	S	*	8/1989	Mosch	D8/301
D496,245	S	*	9/2004	Ebert	D8/308
D521,353	S	*	5/2006	Gilbert	D8/308
D522,344	S	*	6/2006	Gilbert	D8/308
D531,483	S	*	11/2006	Kosasih	D8/308
D579,305	S	*	10/2008	Schneider	D8/308

(Continued)

(**) Term: **15 Years**

(21) Appl. No.: **29/572,083**

(22) Filed: **Jul. 25, 2016**

(51) **LOC (10) Cl.** **08-06**

(52) **U.S. Cl.**
USPC **D8/308**

(58) **Field of Classification Search**

USPC D8/300-302, 307-309, 310, 311,
D8/DIG. 10; D23/250, 252; 292/336.3;
74/523, 543; 70/192, 201, 206, 207;
16/110.1, 412, 416, DIG. 30

CPC Y10T 16/44; Y10T 74/20612; Y10T
74/20732; Y10T 16/458; Y10T 16/498;
Y10T 16/469; Y10T 16/476; Y10T
74/20744; Y10T 74/20864; Y10T
16/4628; Y10T 74/20642; Y10T 16/473;
Y10T 74/20762; Y10T 74/2042; Y10T
74/20828; Y10T 16/459; Y10T 16/4713;
Y10T 74/2014; Y10T 16/50; Y10T
74/20438; Y10T 74/20582; Y10T
74/20738; Y10T 16/48; Y10T 74/20618;
Y10T 74/20684; Y10T 74/20624; Y10T
74/20468; Y10T 16/61; Y10T 16/4719;
Y10T 16/86; Y10S 16/30; Y10S 292/31;
Y10S 292/53; Y10S 16/12; Y10S 292/23;
Y10S 292/27; Y10S 292/30; Y10S
292/63; E05B 85/16; E05B 1/0015; E05B
77/06; E05B 79/06; E05B 85/18; E05B

Primary Examiner — Ian Simmons

Assistant Examiner — Lauren Calve

(74) *Attorney, Agent, or Firm* — Taft Stettinius &
Hollister LLP

(57) **CLAIM**

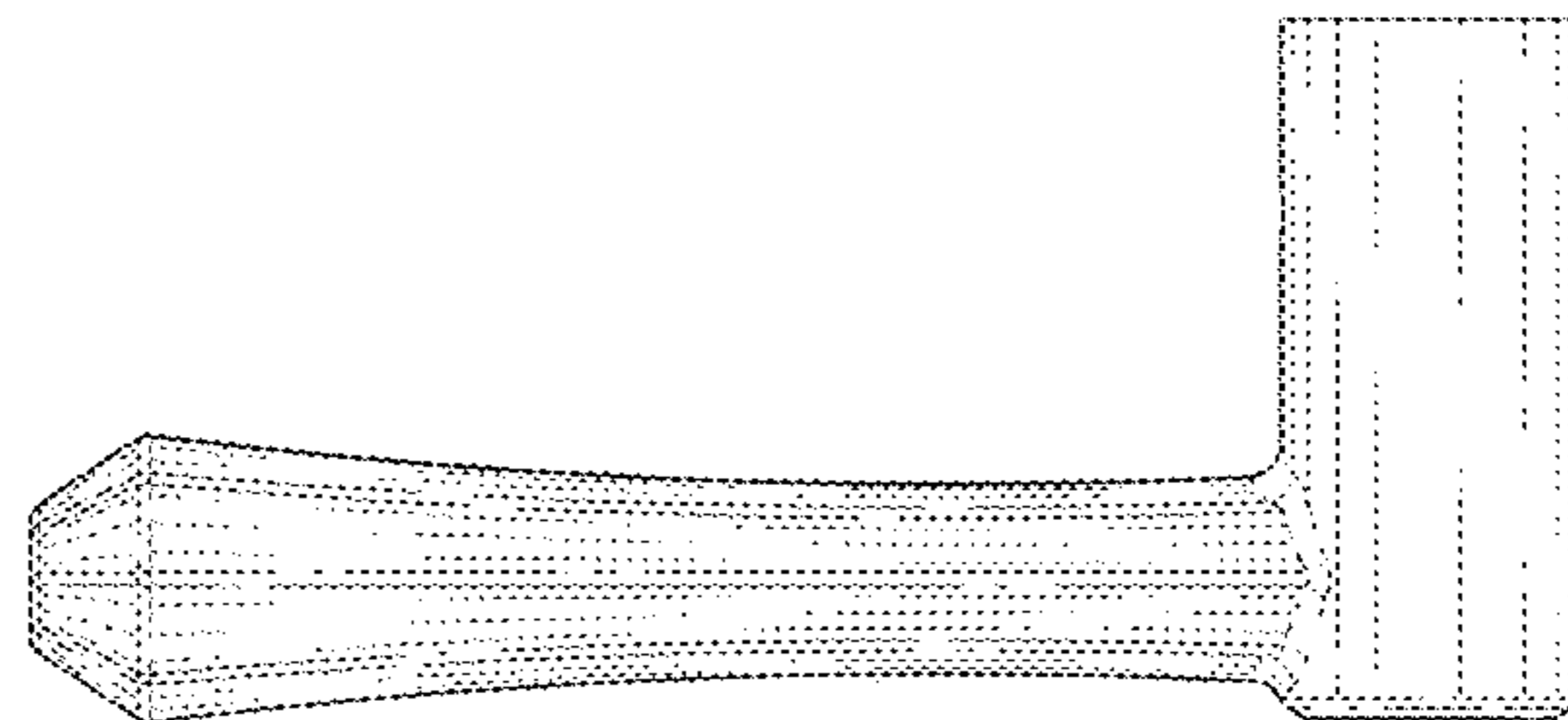
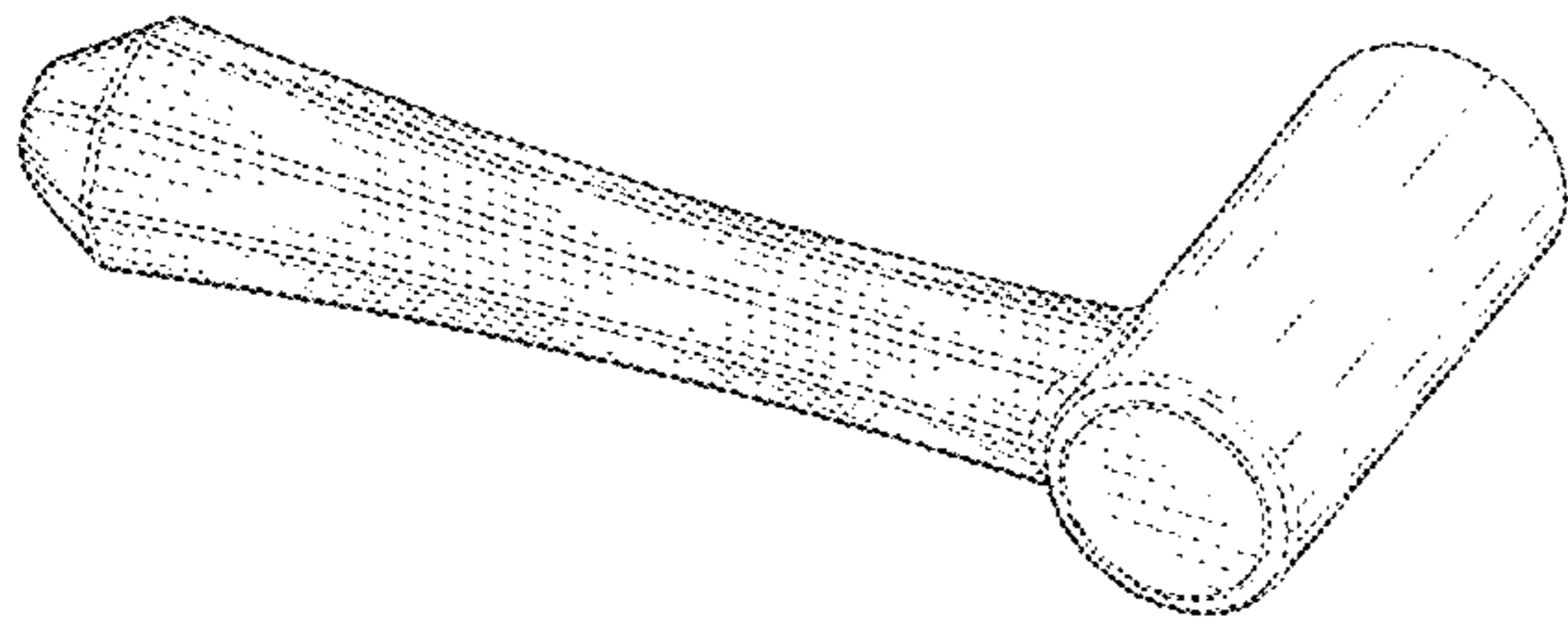
The ornamental design for a glam lever, as shown and
described.

DESCRIPTION

FIG. 1 is a top, right, front perspective view of a glam lever
showing our new design;
FIG. 2 is a top, left, rear perspective view thereof;
FIG. 3 is a front elevational view thereof;
FIG. 4 is a top plan view thereof;
FIG. 5 is a right side elevational view thereof;
FIG. 6 is a left side elevational view thereof; and,
FIG. 7 is a rear elevational view thereof.

The broken lines in the drawings depict unclaimed subject
matter forming no part of the claimed design.

1 Claim, 5 Drawing Sheets



(56)

References Cited

U.S. PATENT DOCUMENTS

D579,306 S * 10/2008 Singtoroj D8/308
D589,324 S * 3/2009 Schneider D8/308

* cited by examiner

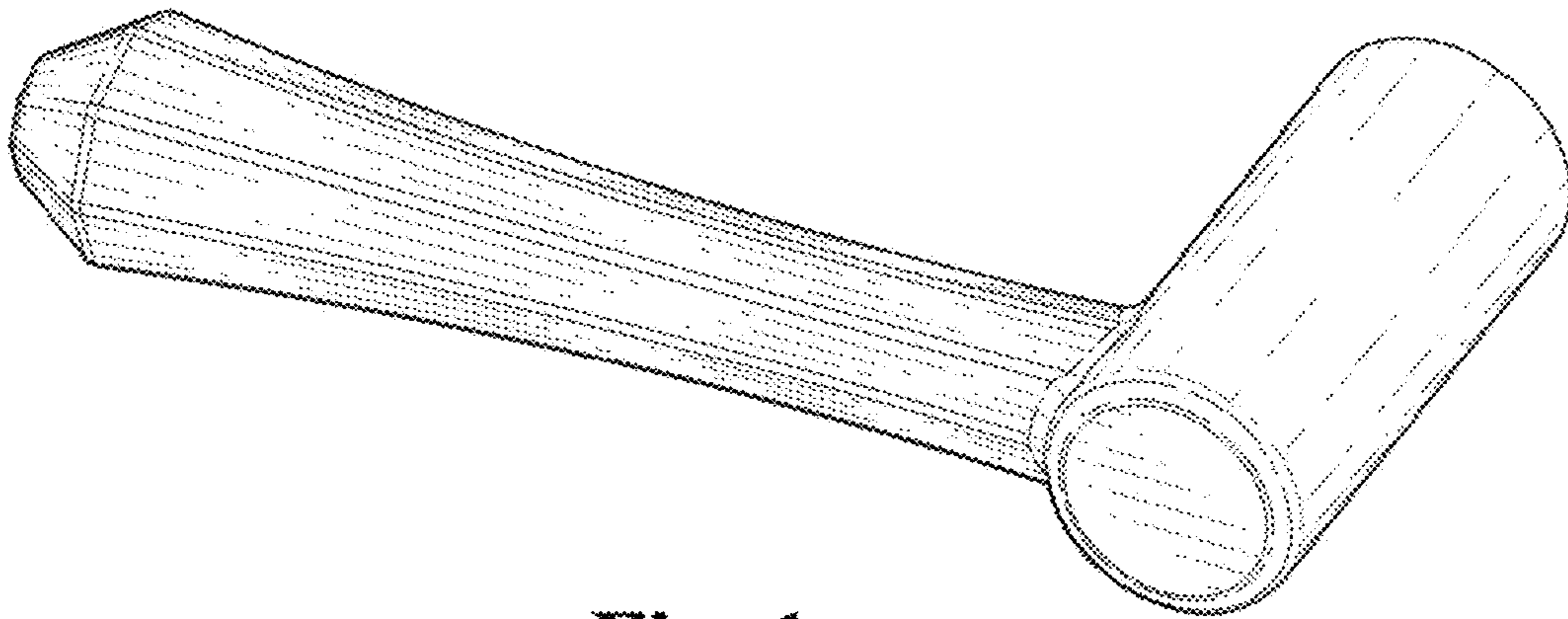


Fig. 1

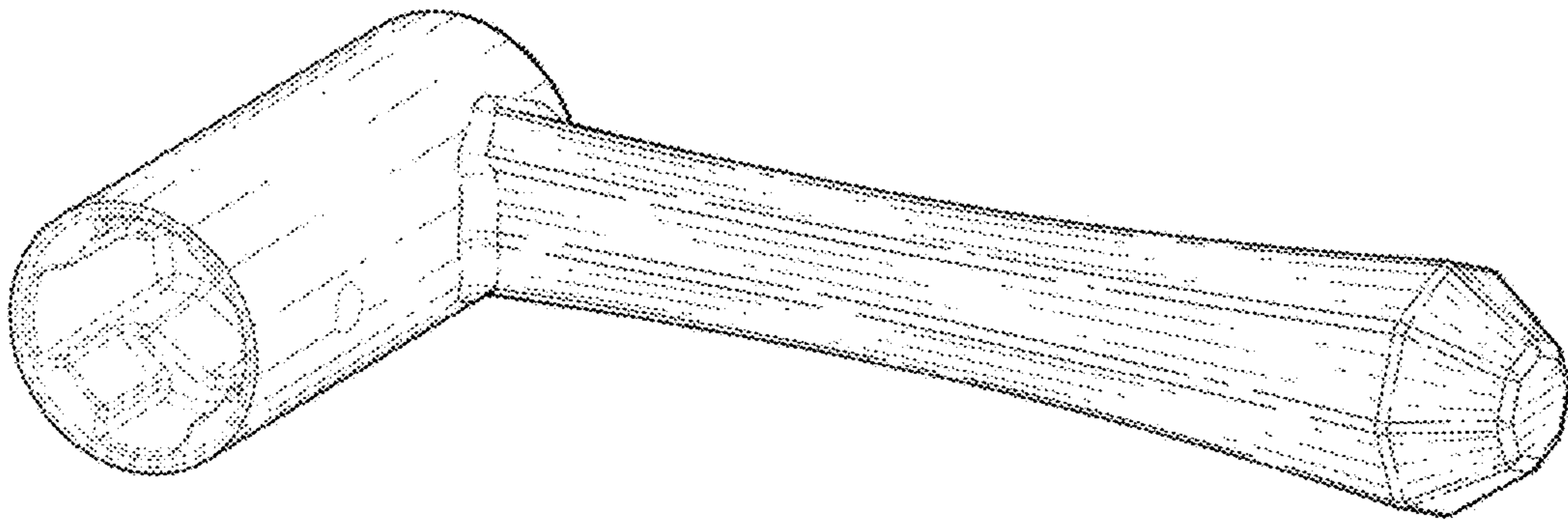


Fig. 2

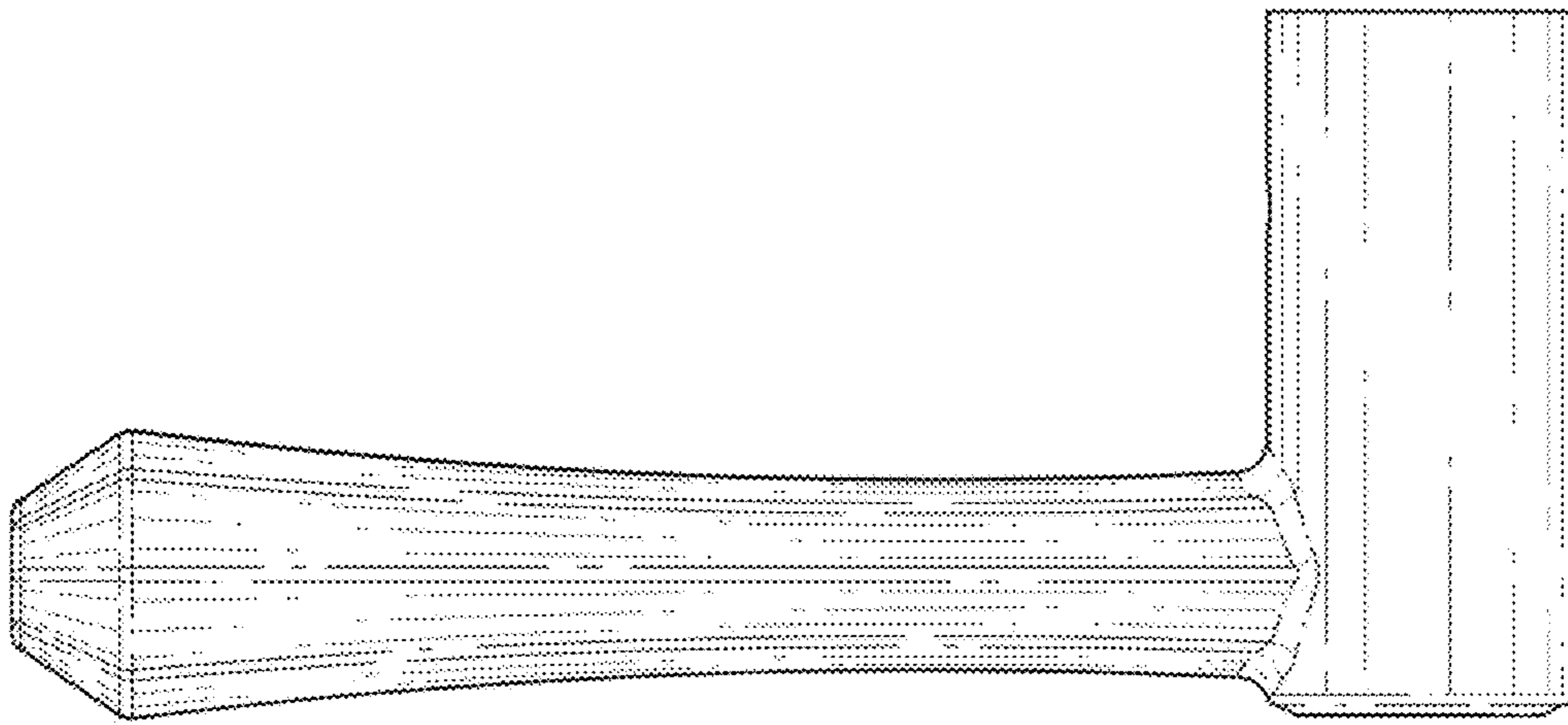


Fig. 4

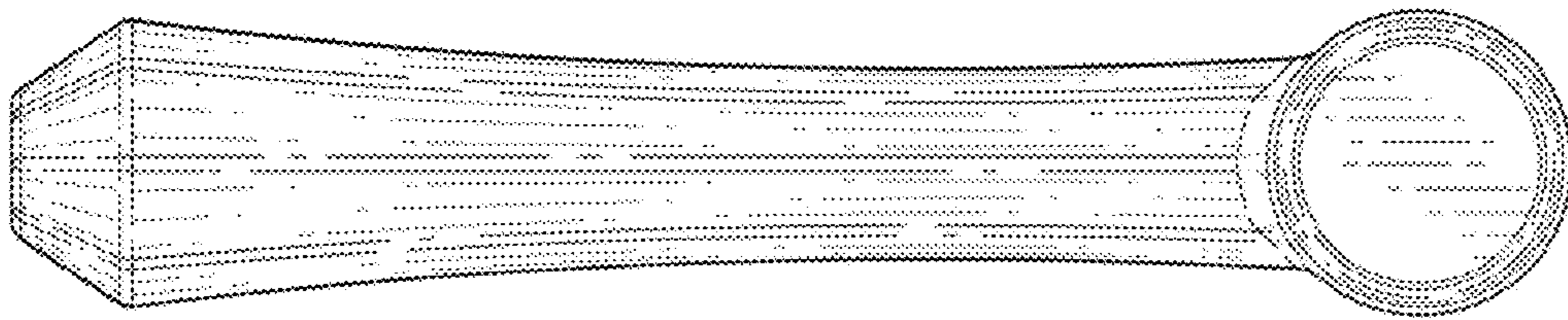


Fig. 3



Fig. 5

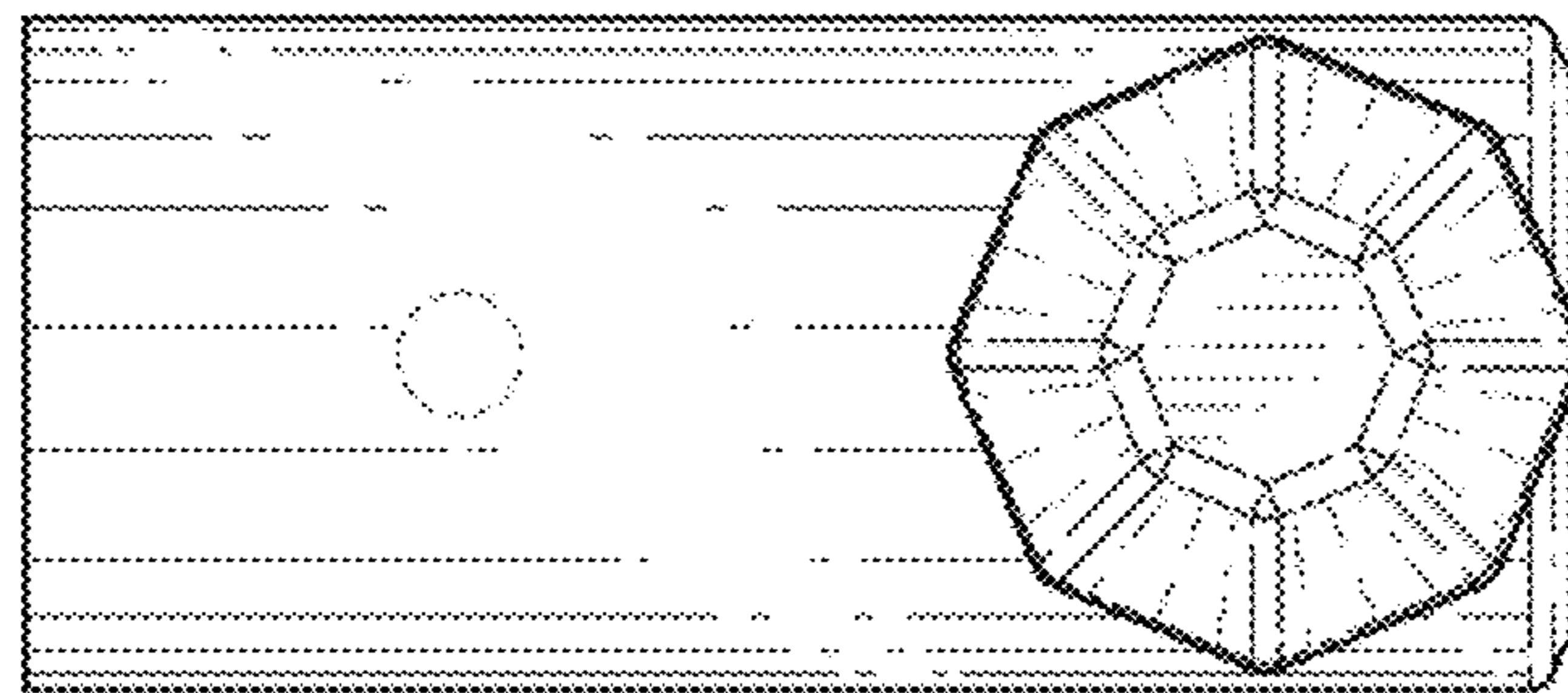


Fig. 6

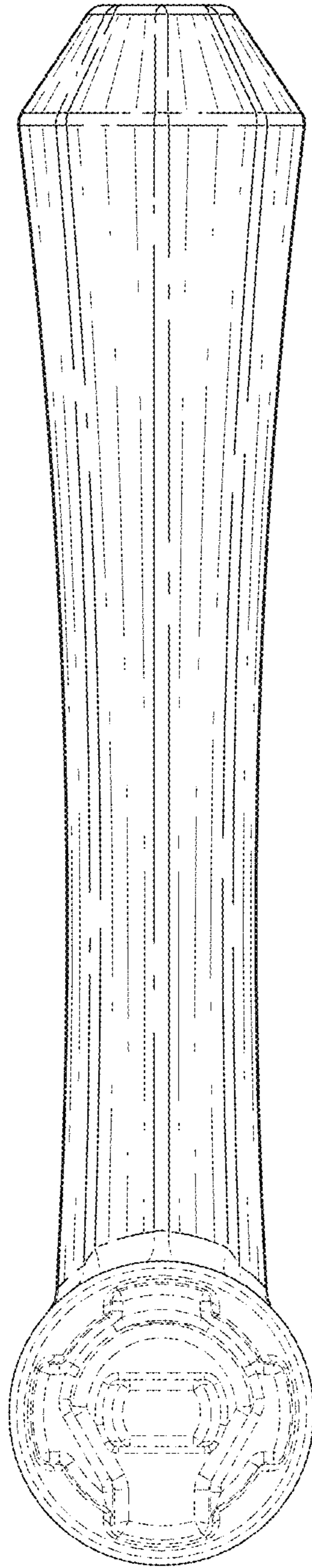


Fig. 7