



US00D797500S

(12) **United States Design Patent** (10) **Patent No.:** **US D797,500 S**
Connors (45) **Date of Patent:** **** Sep. 19, 2017**

(54) **WINE AND SPIRITS AERATOR**
(71) Applicant: **Robert W. Connors**, Lake Barrington, IL (US)
(72) Inventor: **Robert W. Connors**, Lake Barrington, IL (US)

D659,465 S 5/2012 Burns
D660,077 S 5/2012 Burns
D682,691 S 5/2013 Hewitt et al.
8,590,865 B2 * 11/2013 Heyman B01F 5/043
261/111
D701,080 S 3/2014 Mills et al.
D701,081 S 3/2014 Mills et al.
(Continued)

(**) Term: **15 Years**

FOREIGN PATENT DOCUMENTS

(21) Appl. No.: **29/536,604**

DE 29604406 11/1996
EP 2279786 2/2011

(22) Filed: **Aug. 18, 2015**

(Continued)

(51) **LOC (10) Cl.** **07-99**

(52) **U.S. Cl.**
USPC **D7/398; D7/397**

OTHER PUBLICATIONS

(58) **Field of Classification Search**
USPC D7/400, 399, 397, 213, 387, 398, 392.2,
D7/700, 392, 667, 315, 396.2; D9/440,
D9/439; 99/323.1, 275, 277.1; 261/76,
261/110, 30; 222/190, 450, 189.06, 476,
222/479; 426/474; 141/344; D23/209
CPC .. B01F 3/04751; B01F 5/0413; B01F 5/0428;
B01F 5/00915

International Search Report for PCT Application PCT/US2014/
039109 mailed May 1, 2013, 6 pages.
(Continued)

Primary Examiner — Marianne Pandozzi
(74) *Attorney, Agent, or Firm* — K&L Gates LLP

See application file for complete search history.

(57) **CLAIM**

The ornamental design for a wine and spirits aerator, as illustrated and described.

(56) **References Cited**

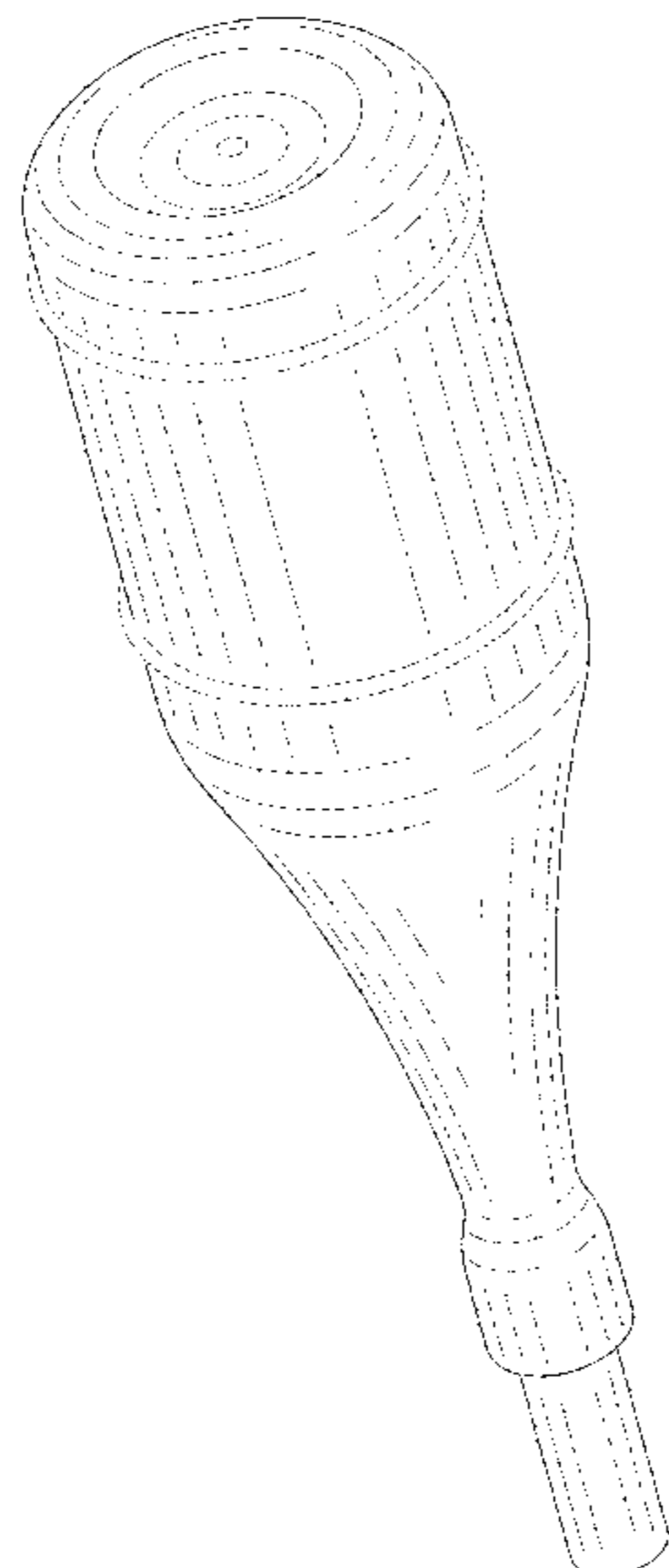
DESCRIPTION

U.S. PATENT DOCUMENTS

2,408,306 A 9/1946 Flournoy
4,115,500 A 9/1978 Voegeli
4,706,720 A * 11/1987 Pattison B67C 11/00
141/327
D326,503 S 5/1992 Ipsen
5,293,912 A * 3/1994 Wildash A47G 23/00
141/106
6,568,660 B1 * 5/2003 Flanbaum B65D 47/06
222/189.07
D555,974 S 11/2007 Miller
D619,431 S * 7/2010 Wax D7/700
D624,355 S * 9/2010 Tiso D7/387
D640,904 S * 7/2011 Wax D7/700

FIG. 1 is a bottom, front perspective view of a wine and spirits aerator showing my new design;
FIG. 2 is a top, front perspective view thereof;
FIG. 3 is a front view thereof, the rear view being identical;
FIG. 4 is a left side elevation view thereof, right side view being identical;
FIG. 5 is a bottom view thereof; and,
FIG. 6 is a top view thereof.
The broken lines in the drawings depict portions of the wine and spirits aerator that form no part of the claimed design.

1 Claim, 5 Drawing Sheets



(56)

References Cited

U.S. PATENT DOCUMENTS

D705,004 S 5/2014 Mills et al.
8,727,324 B2 * 5/2014 Borden B01F 5/0428
222/190
D712,199 S * 9/2014 Borden B01F 5/0428
D7/397
D772,004 S * 11/2016 Khan D7/397
2005/0205609 A1 * 9/2005 Moore B01F 3/04475
222/185.1
2011/0297006 A1 12/2011 Belcher
2014/0035172 A1 2/2014 Connors
2014/0130681 A1 5/2014 Delgado
2014/0246794 A1 9/2014 Borden et al.

FOREIGN PATENT DOCUMENTS

GB 712325 7/1954
WO 8906159 7/1989

OTHER PUBLICATIONS

Written Opinion for PCT Application PCT/US2014/039109 mailed
May 1, 2013, 9 pages.

* cited by examiner

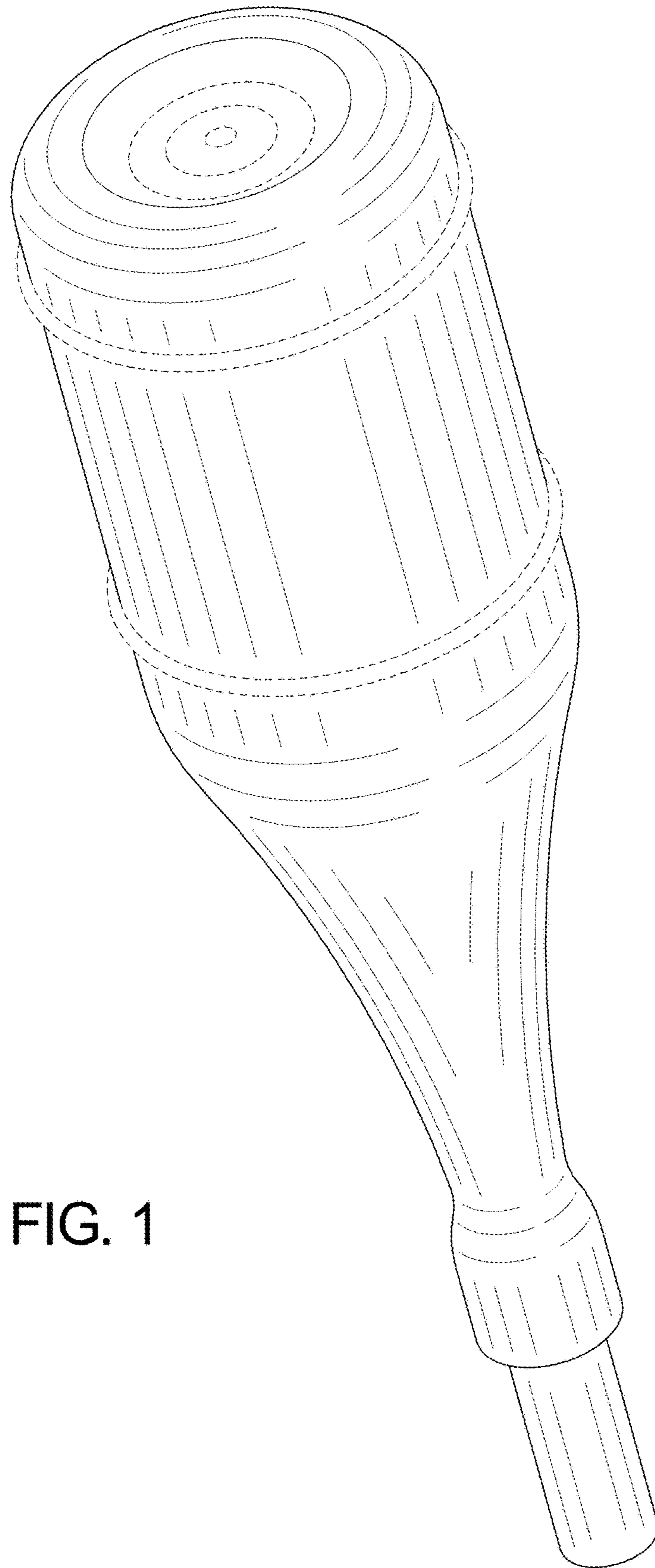


FIG. 1

FIG. 2

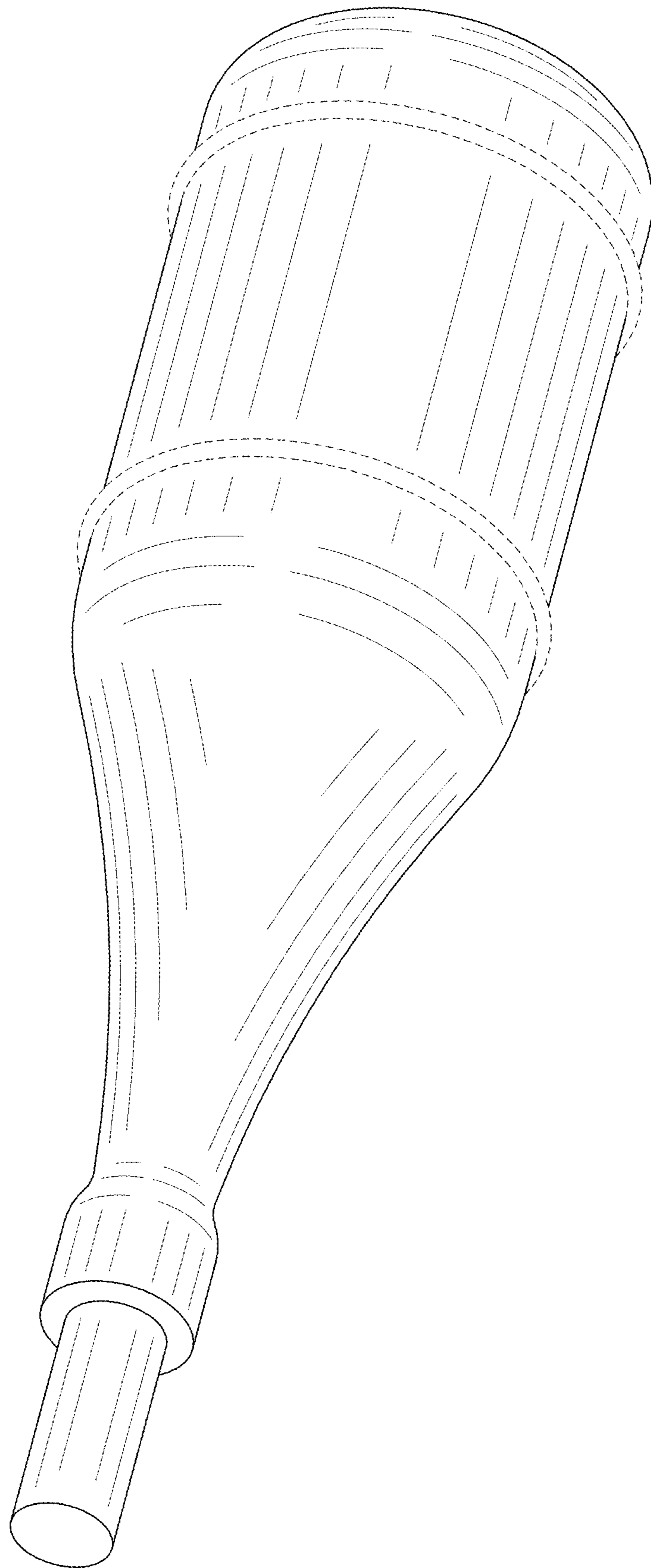


FIG. 3

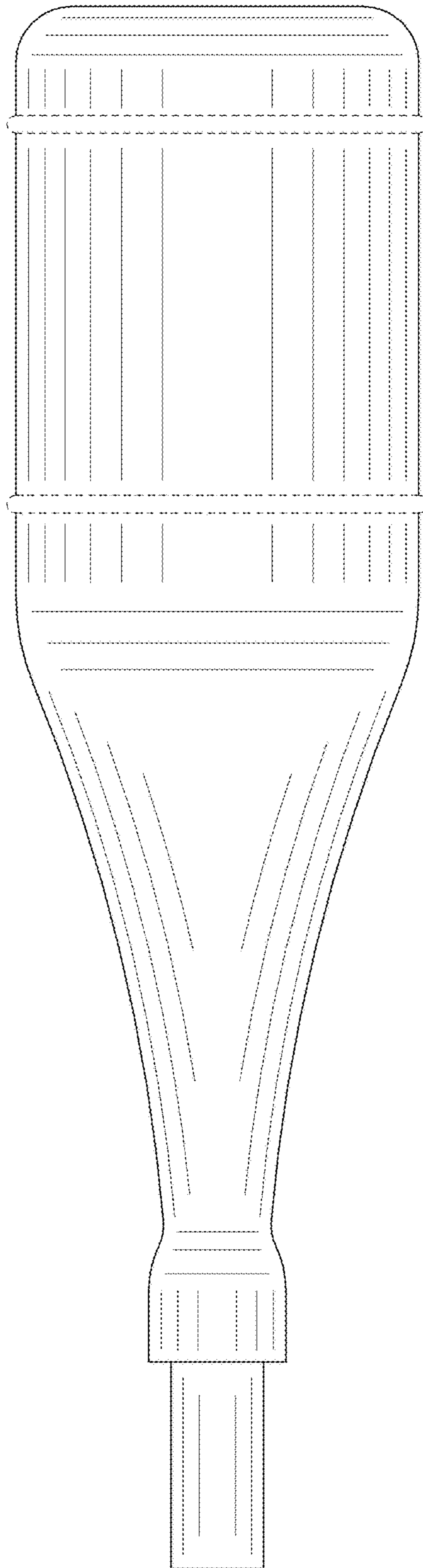


FIG. 4

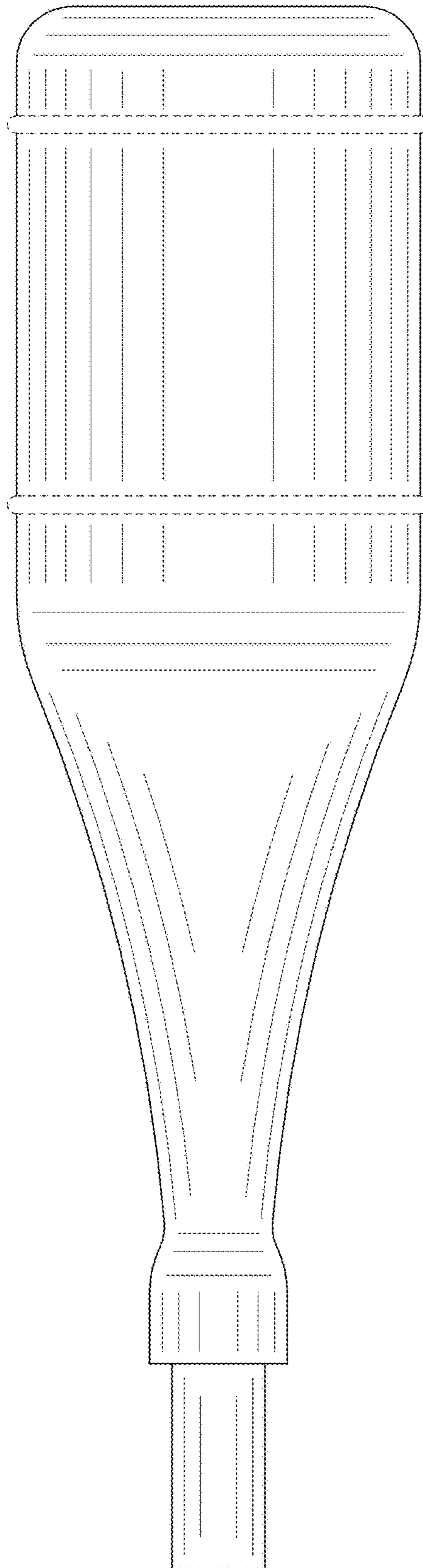


FIG. 5

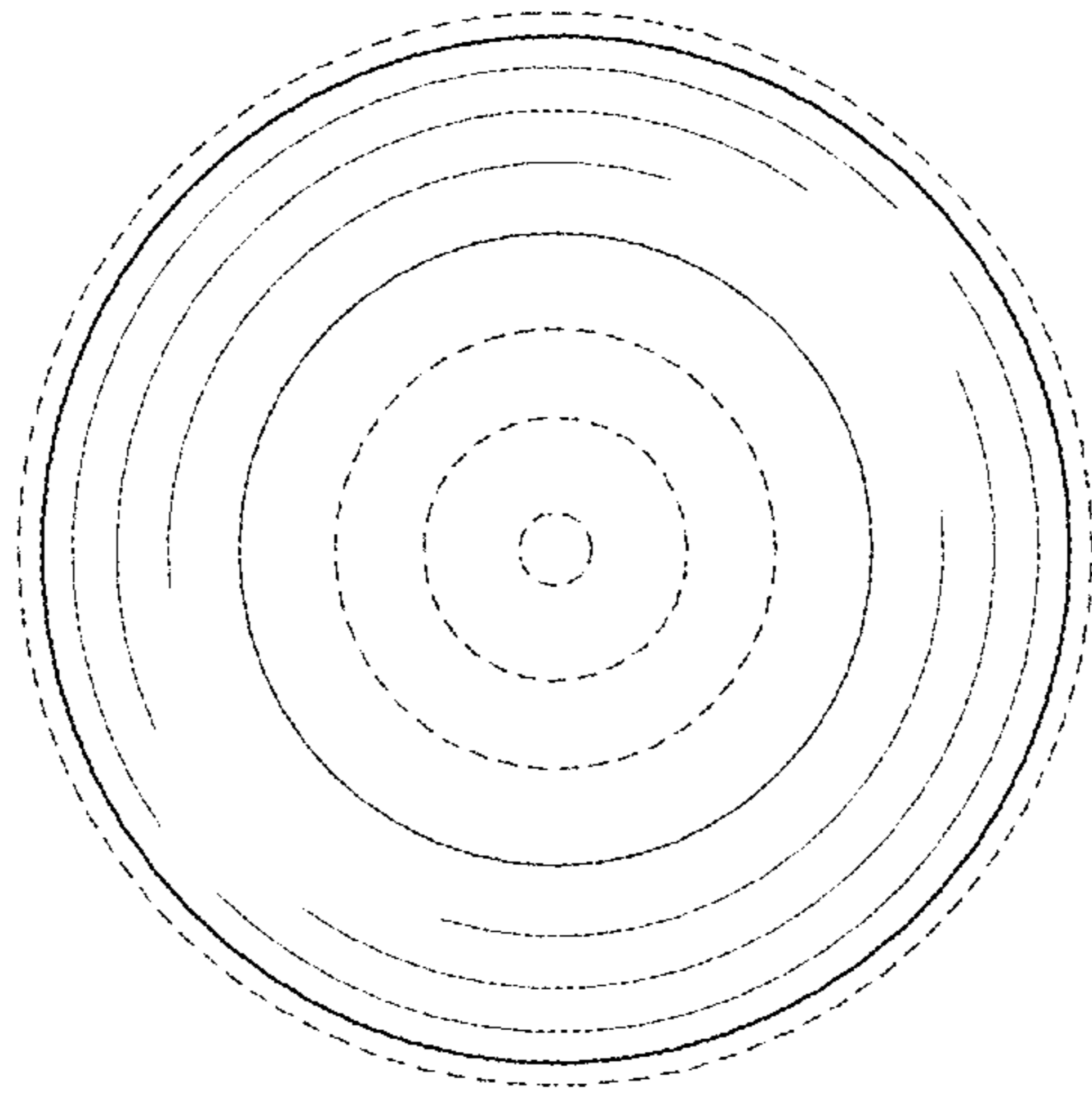


FIG. 6

