



US00D797439S

(12) **United States Design Patent**
Harper, IV et al.

(10) **Patent No.:** **US D797,439 S**

(45) **Date of Patent:** **** Sep. 19, 2017**

(54) **MEDICAL DEVICE CASE**

(71) Applicant: **Sage Services Group, LLC,**
Charleston, SC (US)

(72) Inventors: **Joseph Martin Harper, IV,** Mt.
Pleasant, SC (US); **Donald Lee Lewis,**
Jr., Mt. Pleasant, SC (US); **Clay**
Sampson Harper, Charleston, SC (US);
Edgar Nohrden Decker, Mt. Pleasant,
SC (US); **Mary Mulvey Smith,** Mt.
Pleasant, SC (US); **Jeffrey Harkey**
Jacobs, Hanahan, SC (US); **Byron**
Edward Martin, Jr., Summerville, SC
(US)

(73) Assignee: **SAGE SERVICES GROUP, LLC,**
Charleston, SC (US)

(**) Term: **15 Years**

(21) Appl. No.: **29/544,271**

(22) Filed: **Nov. 2, 2015**

(51) **LOC (10) Cl.** **03-01**

(52) **U.S. Cl.**
USPC **D3/203.1**

(58) **Field of Classification Search**
USPC D3/201, 203.1, 203.6, 203.8, 212, 218,
D3/271.1; D14/250, 440
CPC ... H04M 1/0214; H04B 1/385; H04B 1/3888;
G06F 1/181; H05K 5/0034; H05K 5/0086
See application file for complete search history.

(56) **References Cited**

U.S. PATENT DOCUMENTS

D397,246 S * 8/1998 Hoofnagle D3/201
D503,530 S * 4/2005 Roche D3/203.2
D504,765 S * 5/2005 Roche D3/203.2
D551,856 S * 10/2007 Ko D3/201
D581,151 S * 11/2008 Aipa D3/201

D597,301 S * 8/2009 Richardson D3/201
D603,602 S * 11/2009 Richardson D3/218
D603,603 S * 11/2009 Laine D3/218
D605,850 S * 12/2009 Richardson D3/218
7,630,745 B2 * 12/2009 Chen A45F 5/02
379/433.01
D609,900 S * 2/2010 Behar D3/201
D611,042 S * 3/2010 Ferrari D14/250
D613,494 S * 4/2010 Sawhney D3/201
D622,716 S * 8/2010 Andre D14/250
D674,181 S * 1/2013 Faulkner D24/231
8,383,216 B1 * 2/2013 Hyncek B29D 22/003
156/242
D693,114 S * 11/2013 Lemanski, Sr. D3/203.8
D714,275 S * 9/2014 Tompkin D14/250

(Continued)

Primary Examiner — John Windmuller

Assistant Examiner — Steven Czyz

(74) *Attorney, Agent, or Firm* — Nelson Mullins Riley &
Scarborough LLP

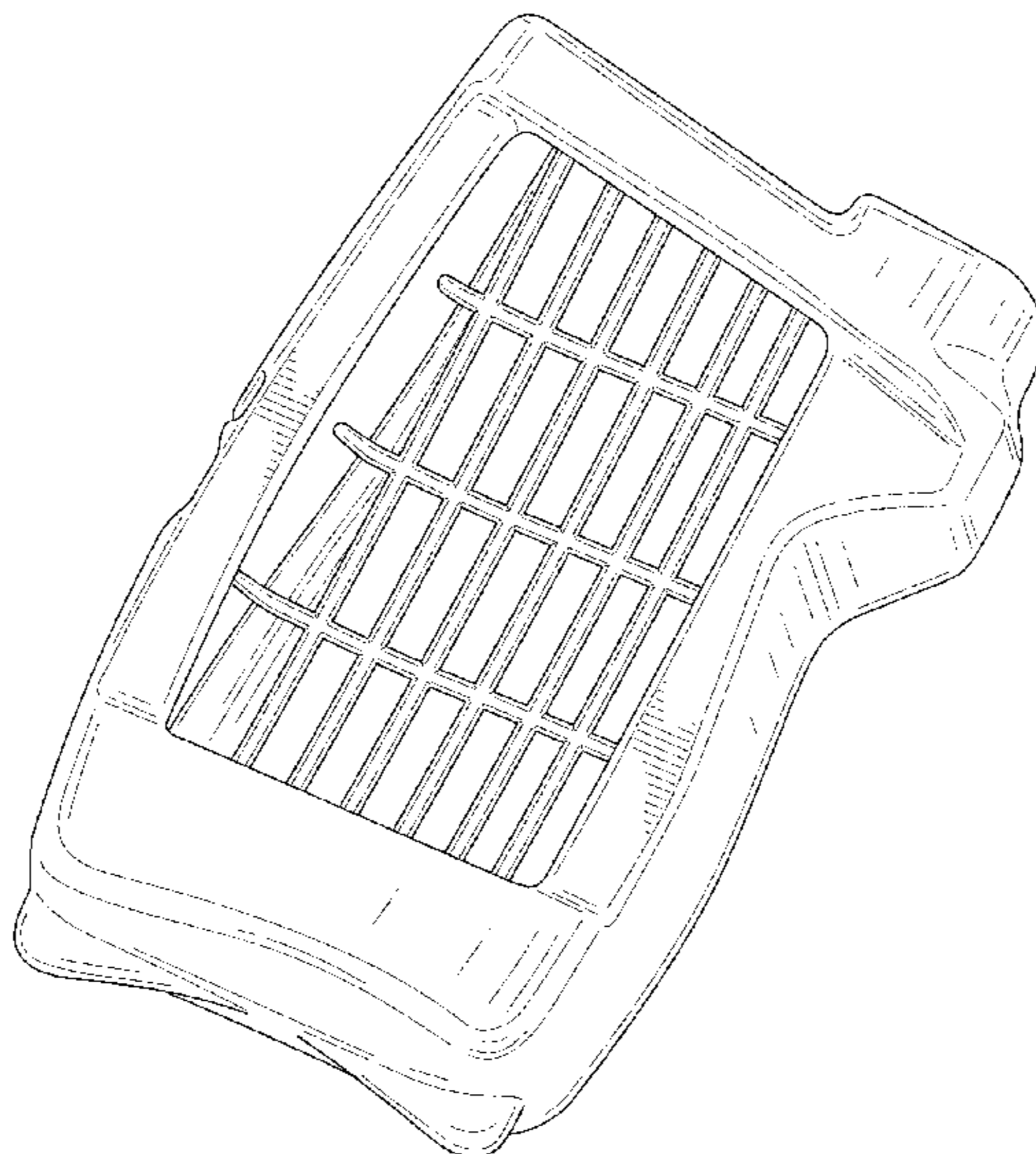
(57) **CLAIM**

The ornamental design of a medical device case, as shown
and described.

DESCRIPTION

FIG. 1 is a perspective view of a medical device case
embodying the design of the present invention;
FIG. 2 is a front elevation view of the medical device case
illustrated in FIG. 1;
FIG. 3 is a rear elevation view of the medical device case
illustrated in FIG. 1;
FIG. 4 is a right side elevation view of the medical device
case illustrated in FIG. 1;
FIG. 5 is a left side elevation view of the medical device case
illustrated in FIG. 1;
FIG. 6 is a bottom view of the medical device case illustrated
in FIG. 1; and,
FIG. 7 is a top view of the medical device case illustrated in
FIG. 1.

1 Claim, 7 Drawing Sheets



(56)

References Cited

U.S. PATENT DOCUMENTS

D717,287 S *	11/2014	Macrina	D14/250
D739,281 S *	9/2015	Payne	D10/80
D747,306 S *	1/2016	Kim	D14/250
9,314,078 B1 *	4/2016	Haymond	A45C 11/00
D769,879 S *	10/2016	Kim	D14/440
D771,027 S *	11/2016	Prstojevich	D14/250
D771,611 S *	11/2016	Chang	D14/250
D774,651 S *	12/2016	Kaib	D24/186
2015/0249478 A1 *	9/2015	Greiner	H04B 1/3888 455/575.8
2017/0155419 A1	6/2017	Greiner	

* cited by examiner

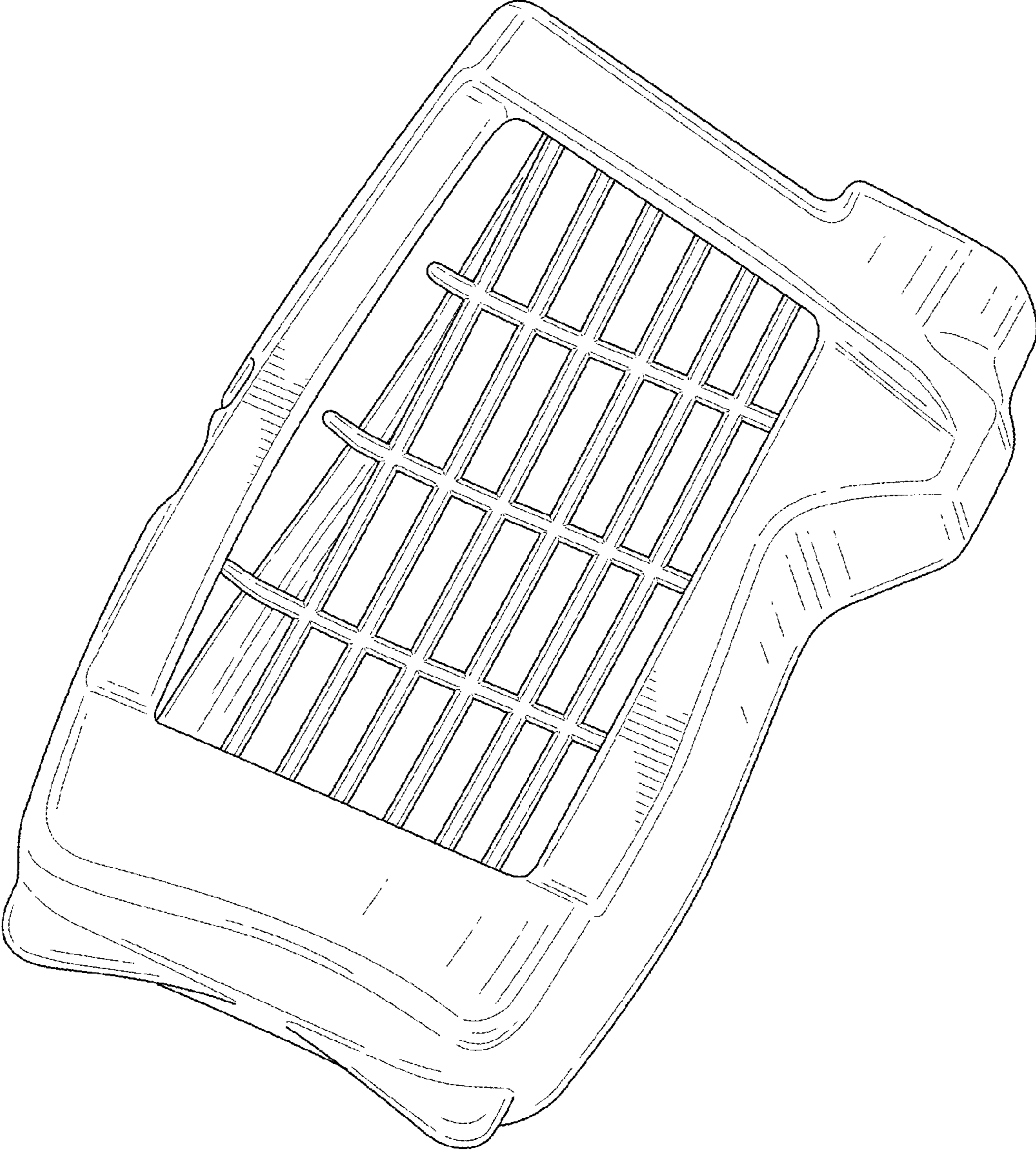


FIG. 1

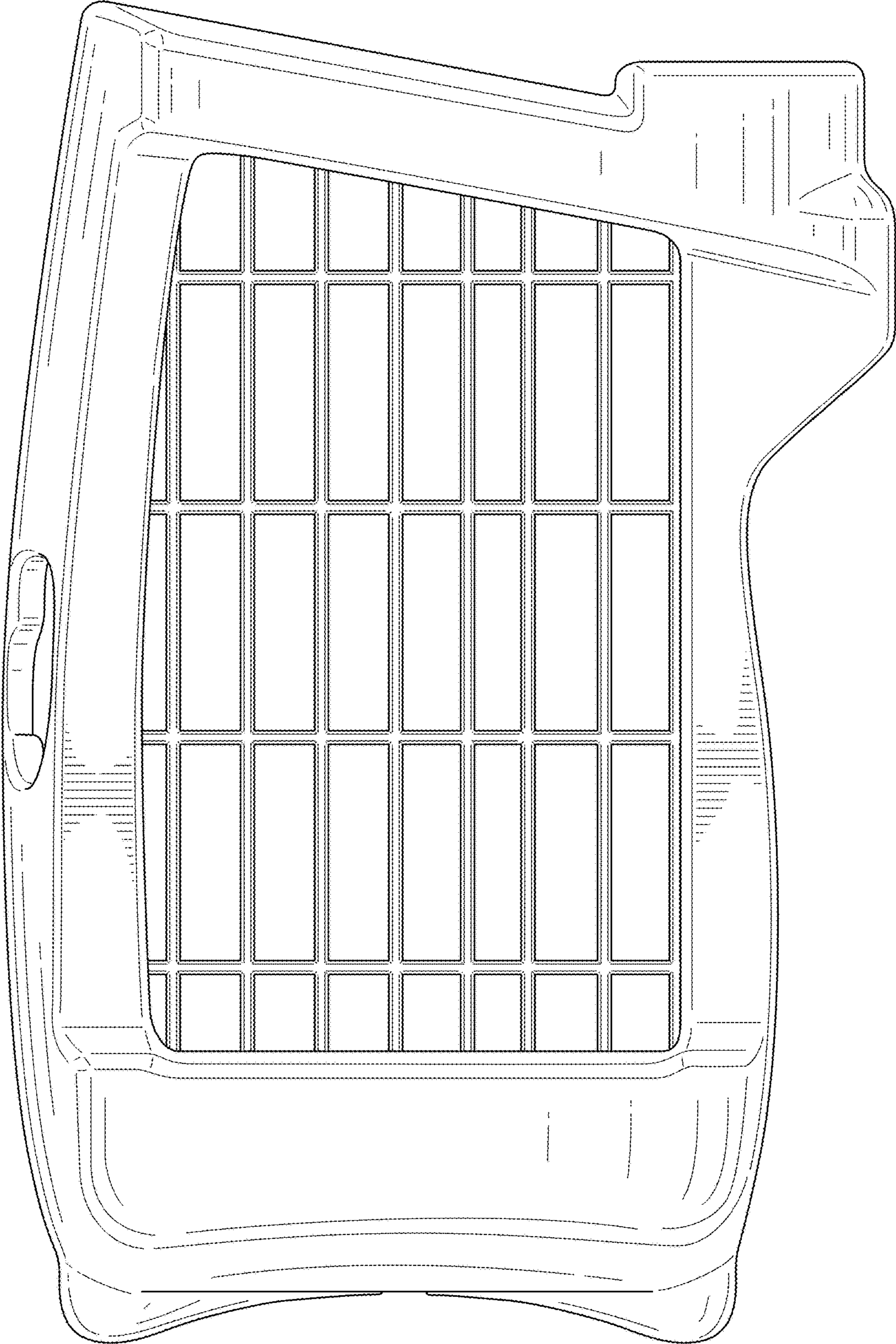


FIG. 2

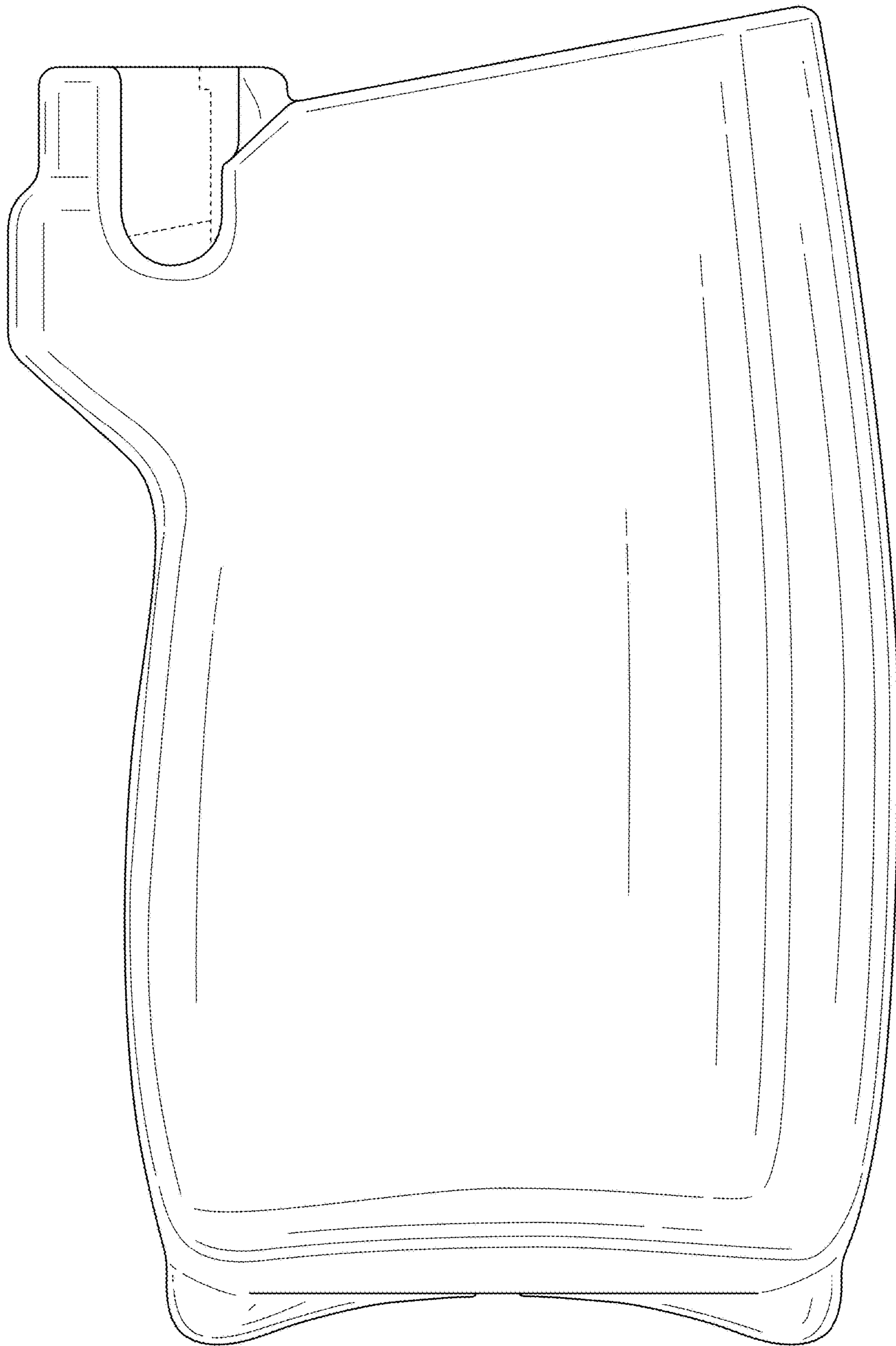


FIG. 3




FIG. 4

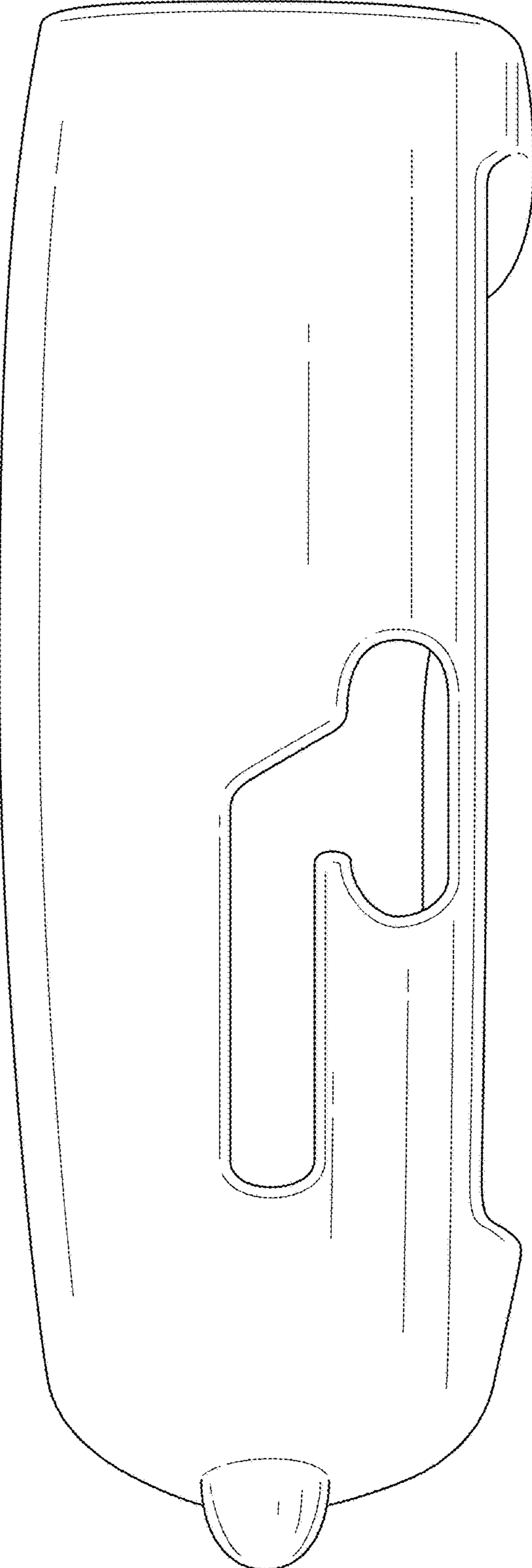


FIG. 5

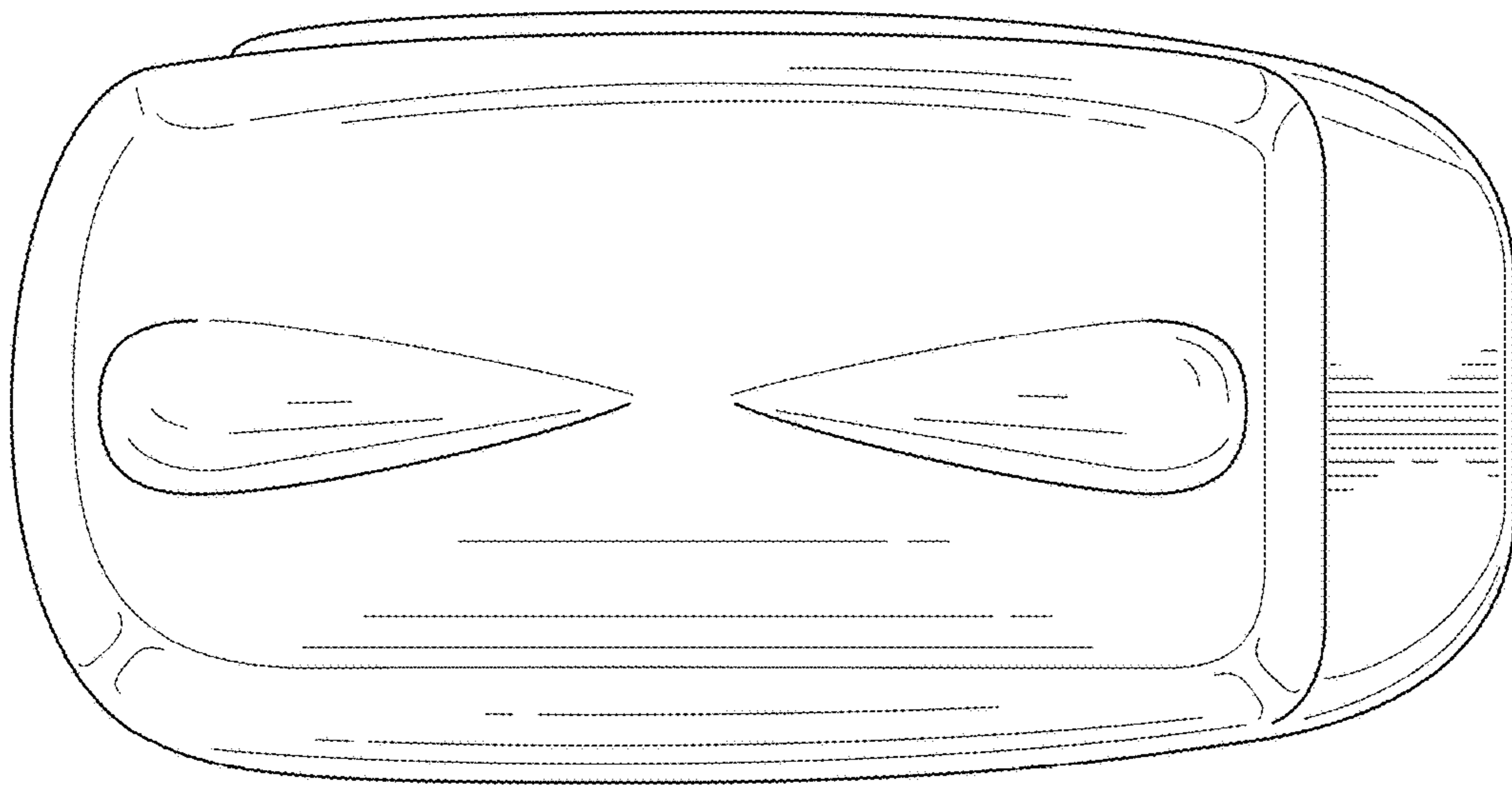


FIG. 6

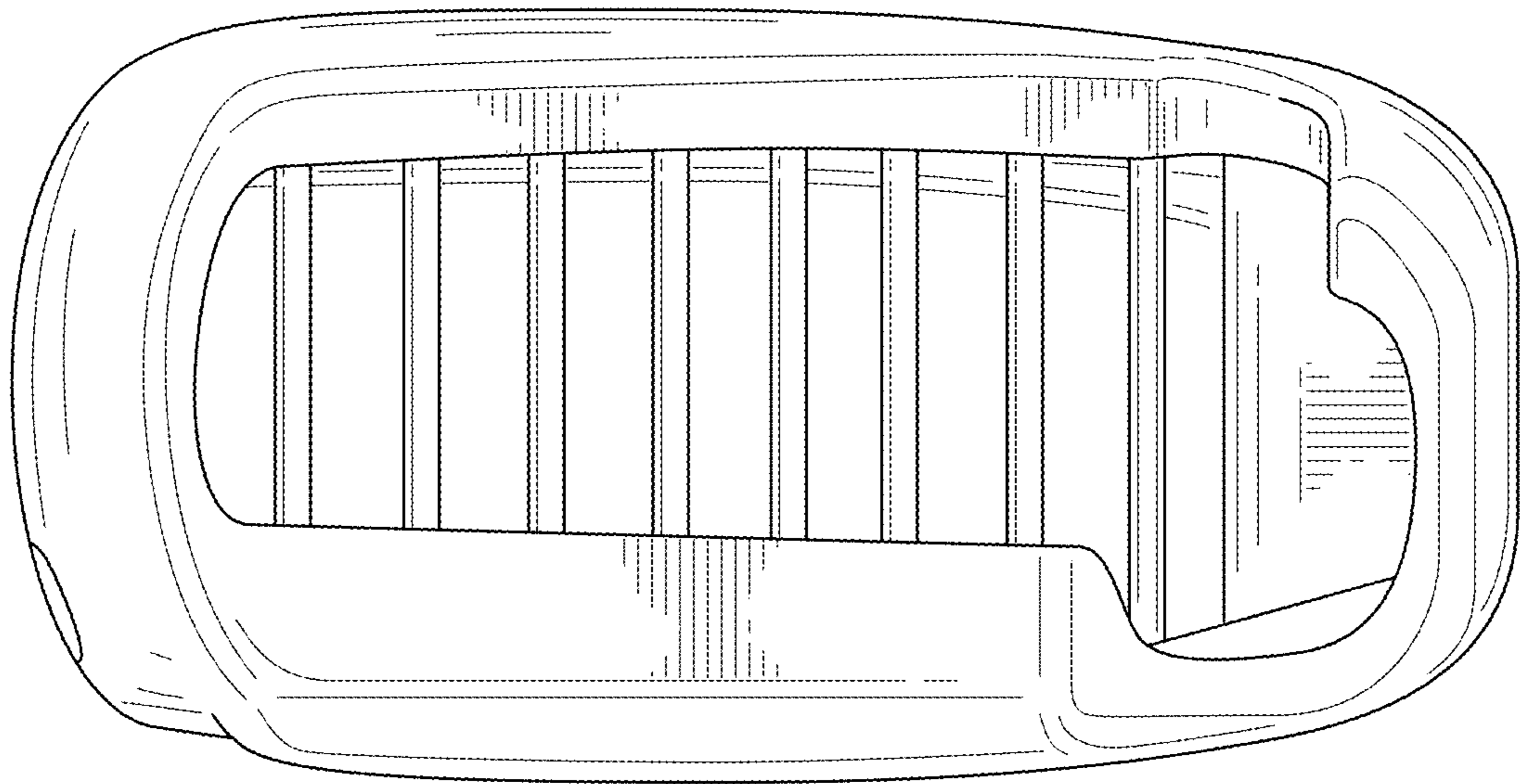


FIG. 7