



US00D797413S

(12) **United States Design Patent** (10) **Patent No.:** **US D797,413 S**  
**Philo** (45) **Date of Patent:** **\*\* Sep. 19, 2017**

(54) **SHOE**  
(71) Applicant: **CELINE**, Paris (FR)  
(72) Inventor: **Phoebe Philo**, London (GB)  
(73) Assignee: **CELINE**, Paris (FR)  
(\*\*) Term: **15 Years**  
(21) Appl. No.: **29/551,105**  
(22) Filed: **Jan. 11, 2016**

(30) **Foreign Application Priority Data**

Dec. 29, 2015 (EM) ..... 002928507

(51) **LOC (10) Cl.** ..... **02-04**

(52) **U.S. Cl.**  
USPC ..... **D2/910**

(58) **Field of Classification Search**  
USPC ..... D2/909-915, 919-927  
CPC .... A43B 3/10; A43B 3/14; A43B 3/16; A43B 3/20; A43B 1/00; A43B 1/0063; A43B 1/009; A43B 1/10; A43B 1/12  
See application file for complete search history.

(56) **References Cited**

**U.S. PATENT DOCUMENTS**

D73,139 S \* 7/1927 Martin ..... D2/911  
D77,345 S \* 12/1928 Wilhelm ..... D2/910

D78,811 S \* 6/1929 Griffiths ..... D2/911  
D85,318 S \* 10/1931 Bitgood ..... D2/910  
D103,588 S \* 3/1937 Perugia ..... D2/910  
D119,164 S \* 2/1940 Calderazzo ..... D2/927  
D119,324 S \* 3/1940 Bernstein ..... D2/927  
D128,419 S \* 7/1941 McGillicuddy ..... D2/911  
D189,742 S \* 2/1961 Slade ..... 36/7.3  
D648,927 S \* 11/2011 Wolff ..... D2/910  
D657,942 S \* 4/2012 Wolff ..... D2/910  
D665,563 S \* 8/2012 Wolff ..... D2/910  
D668,844 S \* 10/2012 Wolff ..... D2/910  
D773,157 S \* 12/2016 Slimane ..... D2/925

\* cited by examiner

*Primary Examiner* — Susan Bennett Hattan

*Assistant Examiner* — Jennifer Wright

(74) *Attorney, Agent, or Firm* — Finnegan, Henderson, Farabow, Garrett & Dunner, LLP

(57) **CLAIM**

The ornamental design for a shoe, as shown and described.

**DESCRIPTION**

FIG. 1 is a top, front, right perspective view of a shoe showing my new design;  
FIG. 2 is a bottom, left, right perspective view thereof;  
FIG. 3 is a top, front, left perspective view thereof;  
FIG. 4 is a left elevation view thereof;  
FIG. 5 is a front elevation view thereof;  
FIG. 6 is a rear plan view thereof; and,  
FIG. 7 is a right elevation view thereof.

**1 Claim, 7 Drawing Sheets**

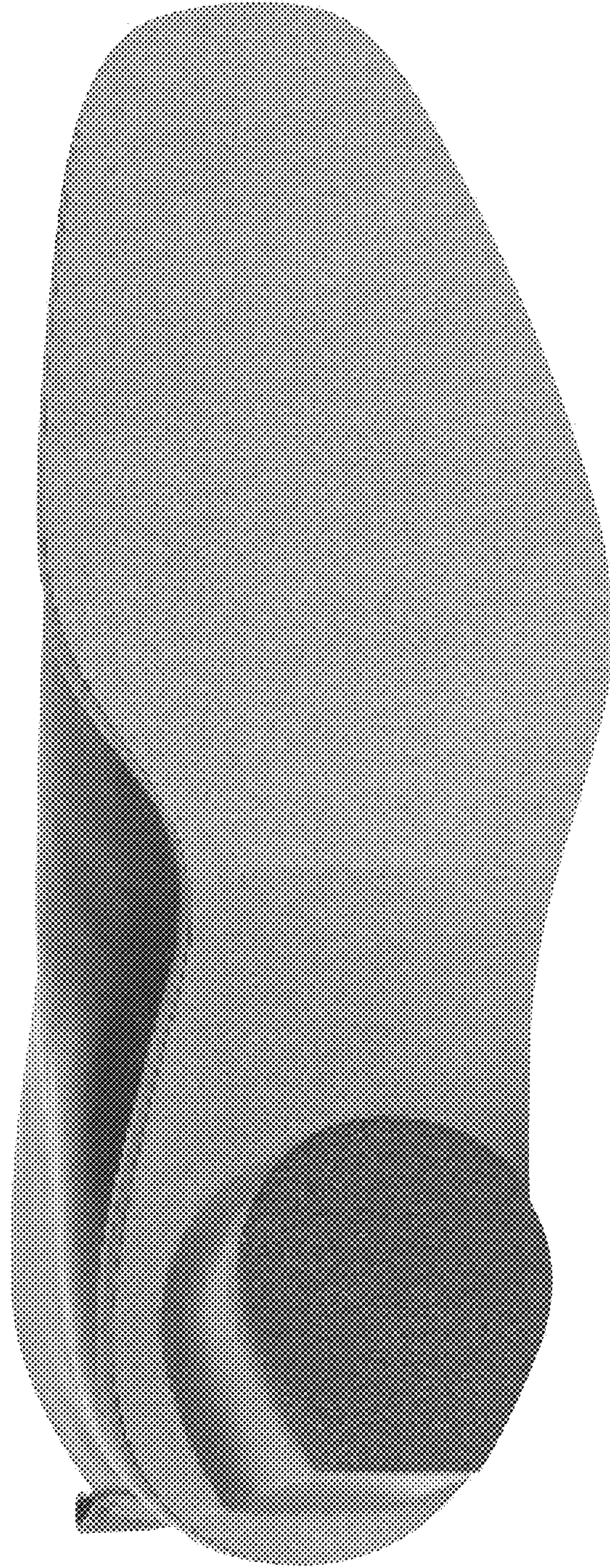






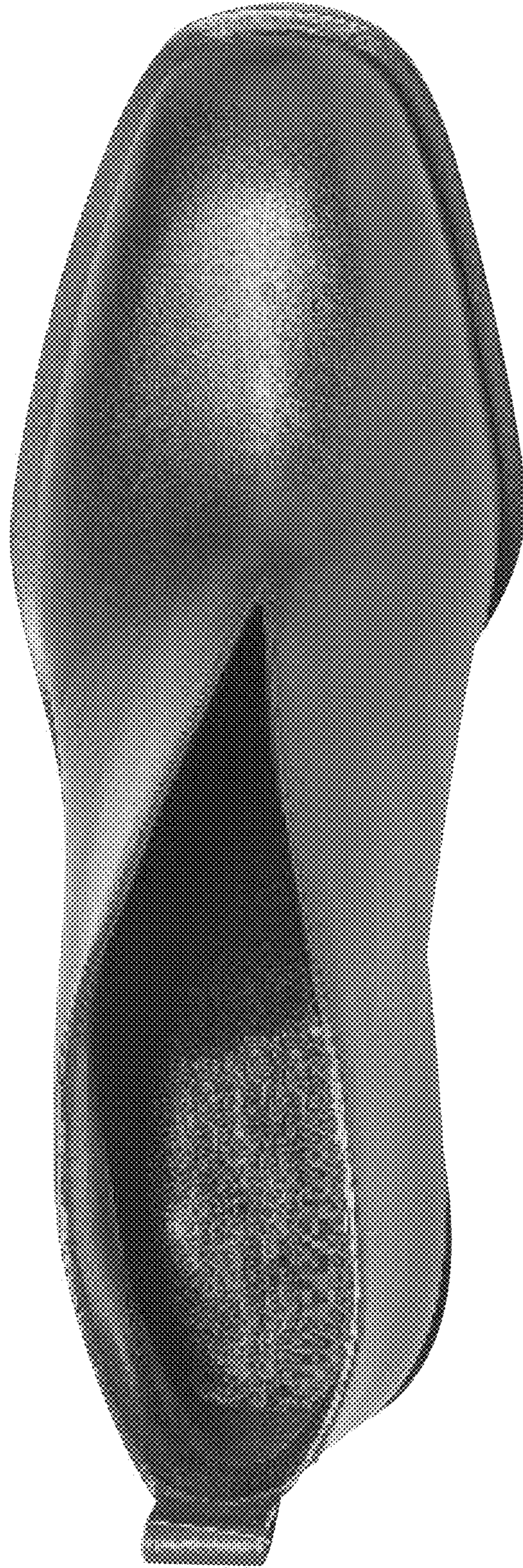
**FIG. 1**





**FIG. 2**






**FIG. 3**






**FIG. 4**





**FIG. 5**



**FIG. 6**





FIG. 7