



US00D797398S

(12) **United States Design Patent** (10) **Patent No.:** **US D797,398 S**  
**Smiley** (45) **Date of Patent:** **\*\* Sep. 12, 2017**

(54) **COUNTERWEIGHT**

(71) Applicant: **THE RAYMOND CORPORATION**,  
Greene, NY (US)

(72) Inventor: **Gregory W Smiley**, Greene, NY (US)

(73) Assignee: **The Raymond Corporation**, Greene,  
NY (US)

(\*\*) Term: **15 Years**

(21) Appl. No.: **29/560,024**

(22) Filed: **Apr. 1, 2016**

(51) **LOC (10) Cl.** ..... **12-05**

(52) **U.S. Cl.**  
USPC ..... **D34/35; D15/28**

(58) **Field of Classification Search**  
USPC ..... D34/34, 35; D15/10, 22-29, 30, 31, 33;  
296/193.03, 193.08; 172/611, 776;  
180/69.24, 89.1, 89.12, 89.13, 326, 900;  
37/443, 379; 414/601, 602, 685, 687,  
414/688, 694, 722-724, 699, 680, 698,  
414/719, 743; 212/178, 195  
CPC .... B66C 7/02; B66F 5/02; B66F 5/025; B66F  
7/246  
See application file for complete search history.

(56) **References Cited**

**U.S. PATENT DOCUMENTS**

D242,337 S \* 11/1976 De Priester et al. .... D34/37  
D576,775 S \* 9/2008 Buchmann ..... D34/34  
D678,358 S \* 3/2013 Hiraoka ..... D15/28  
D678,359 S \* 3/2013 Hagura ..... D15/28  
D680,136 S \* 4/2013 Tsukamoto ..... D15/28

D724,106 S \* 3/2015 Gallagher ..... D15/28  
D746,014 S \* 12/2015 Rekow ..... D34/35  
2008/0053944 A1\* 3/2008 Ramun ..... B66C 23/72  
212/195

\* cited by examiner

*Primary Examiner* — Cynthia Ramirez

*Assistant Examiner* — Michael Maharajh

(74) *Attorney, Agent, or Firm* — Quarles & Brady LLP

(57) **CLAIM**

The ornamental design for a counterweight, as shown and described.

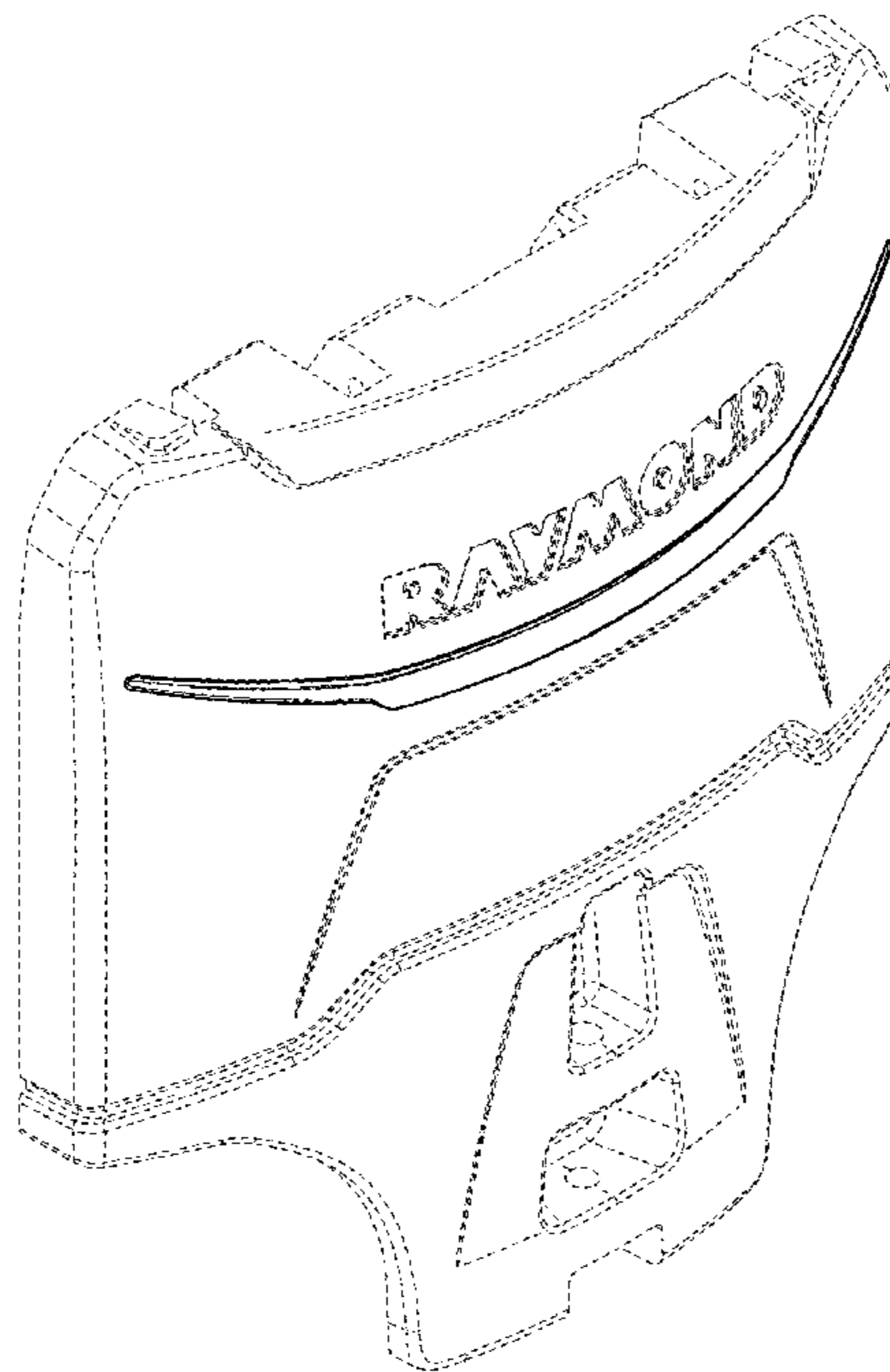
**DESCRIPTION**

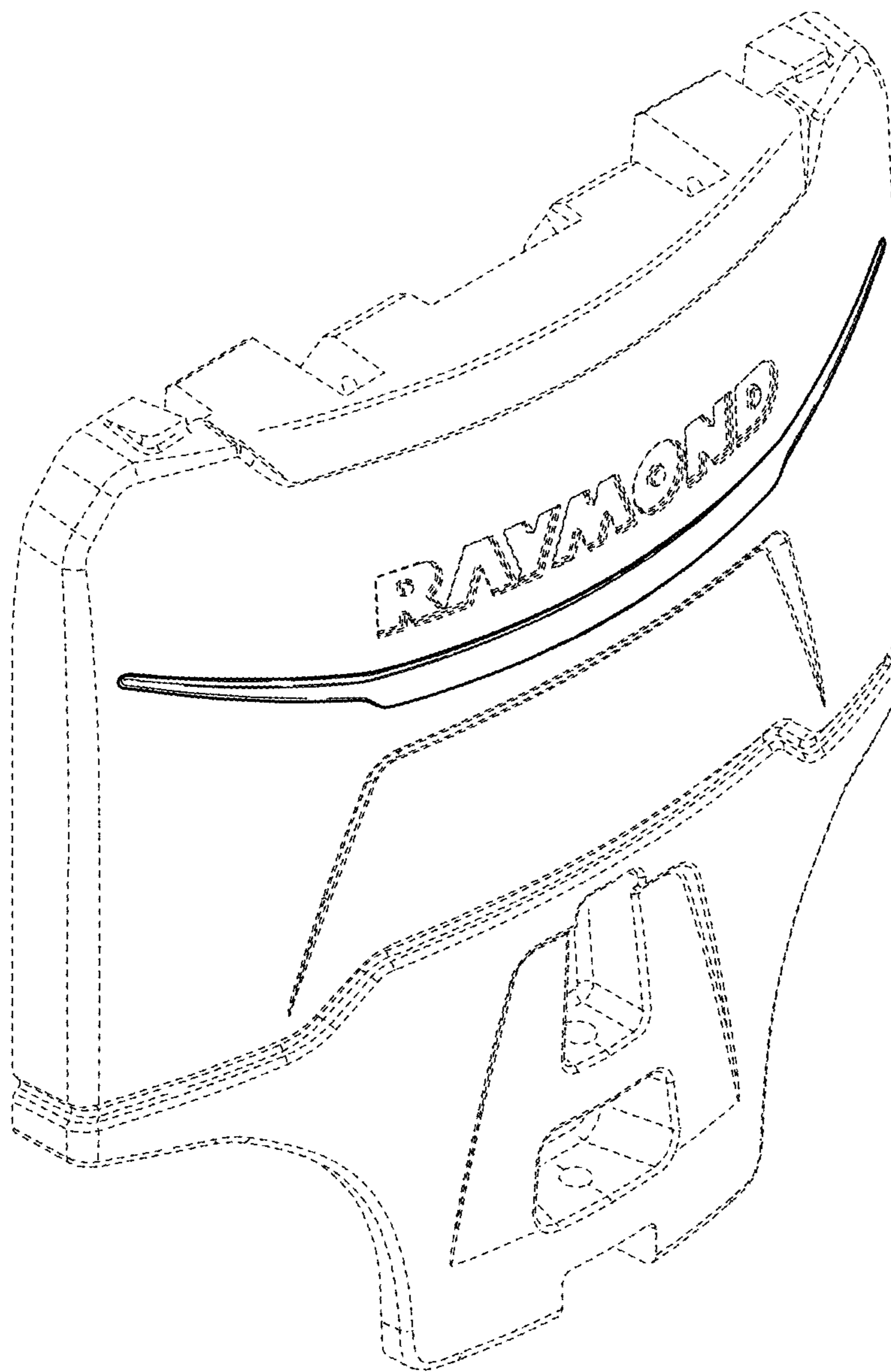
FIG. 1 is an isometric view of a top, left, and front view of a counterweight showing my new design;  
FIG. 2 is an isometric view of a bottom, right, and rear side of the counterweight of FIG. 1;  
FIG. 3 is a front elevational view of the counterweight of FIG. 1;  
FIG. 4 is a rear elevational view of the counterweight of FIG. 1;  
FIG. 5 is a right side elevational view of the counterweight of FIG. 1;  
FIG. 6 is a left side elevational view of the counterweight of FIG. 1;  
FIG. 7 is a top plan view of the counterweight of FIG. 1; and, FIG. 8 is a bottom plan view of the counterweight of FIG. 1.

The dash-dash-dash broken lines are included for the purpose of illustrating portions of the counterweight that form no part of the claimed design.

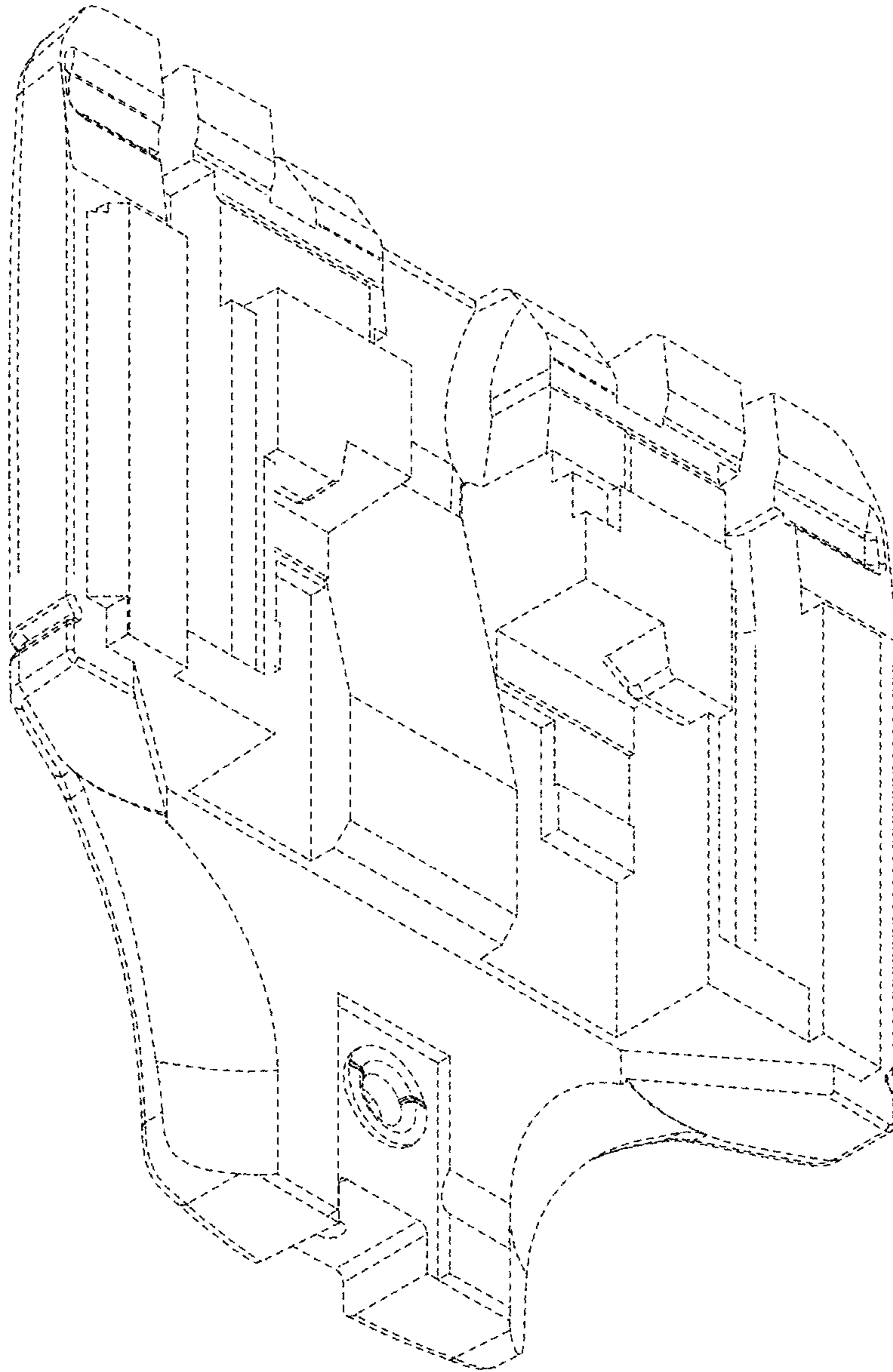
The nature of this product is a counterweight for a lift truck.

**1 Claim, 8 Drawing Sheets**

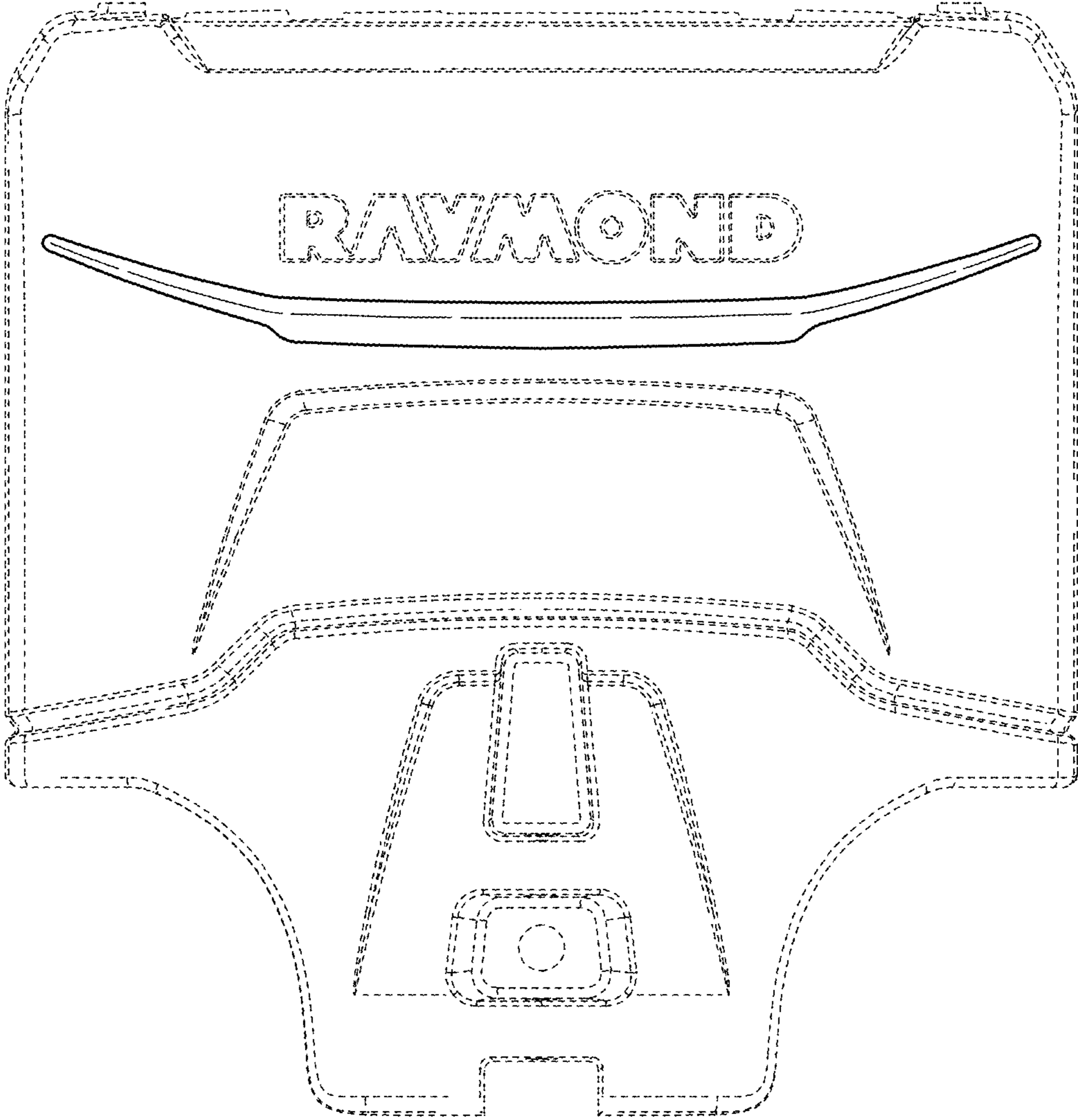




**FIG. 1**

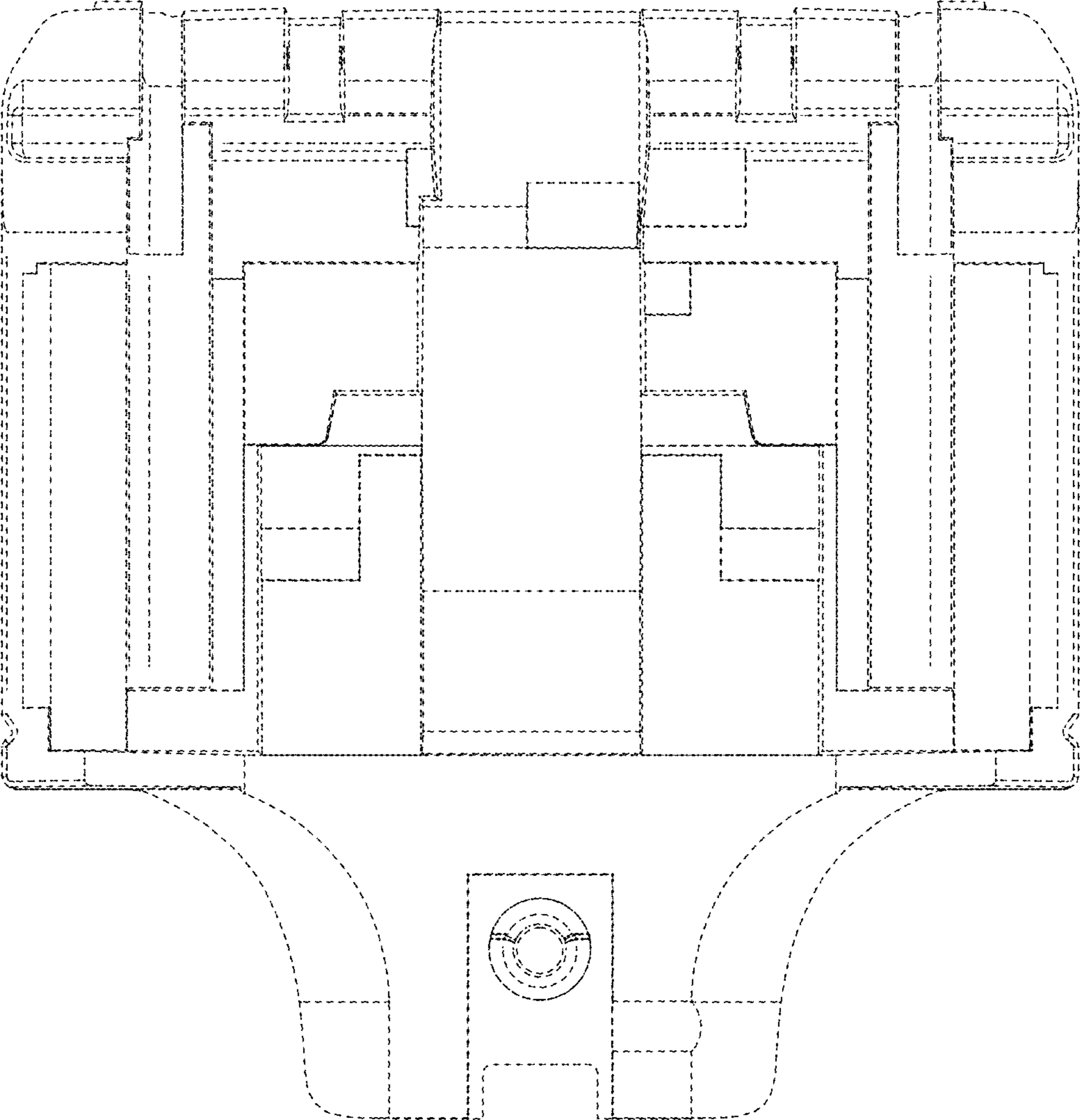


**FIG. 2**

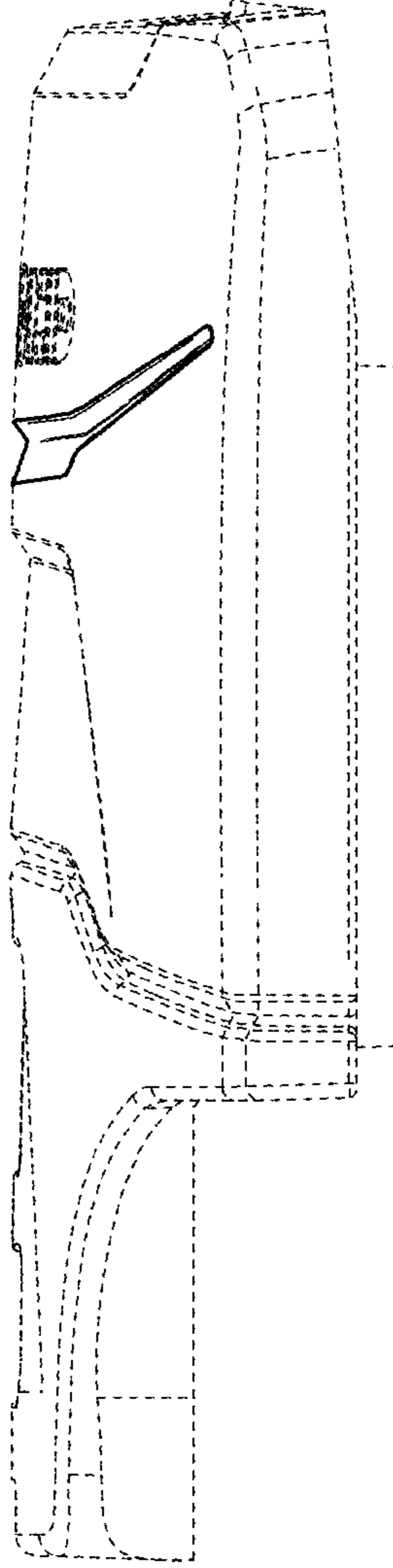


**FIG. 3**






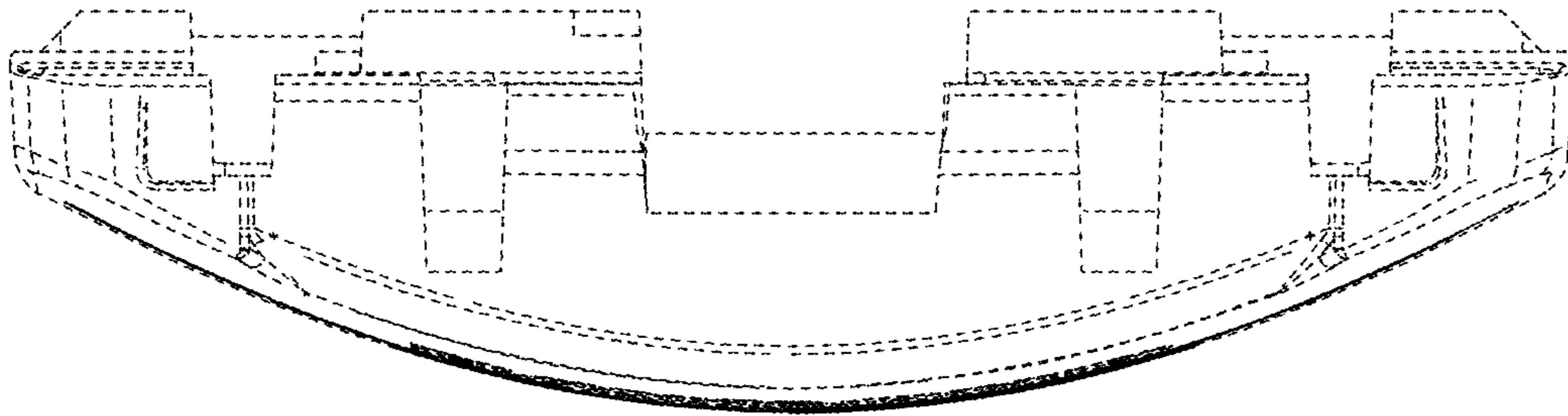
**FIG. 4**



**FIG. 5**

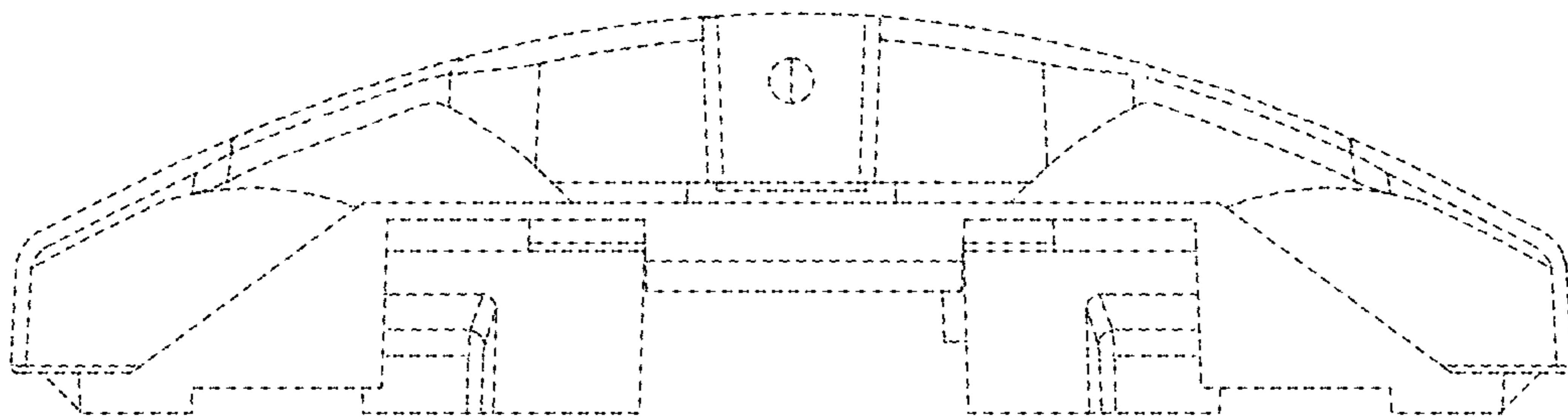


**FIG. 6**



**FIG. 7**





**FIG. 8**