



US00D797390S

(12) **United States Design Patent** (10) **Patent No.:** **US D797,390 S**
Kawasaki (45) **Date of Patent:** **** Sep. 12, 2017**

(54) **CLEANING ARTICLE**
(71) Applicant: **3M INNOVATIVE PROPERTIES COMPANY**, St. Paul, MN (US)
(72) Inventor: **Shingo Kawasaki**, Tokyo (JP)
(73) Assignee: **3M INNOVATIVE PROPERTIES COMPANY**, St. Paul, MN (US)

D394,533 S * 5/1998 Thomas D32/40
D396,907 S * 8/1998 Donnelly 401/289
D448,520 S * 9/2001 Dickson D28/7
D473,027 S * 4/2003 Pecaut D28/63
D505,528 S * 5/2005 Burt D28/63
D509,935 S * 9/2005 Burt D28/63
D571,515 S * 6/2008 Krause D32/40

(Continued)

(**) Term: **15 Years**
(21) Appl. No.: **29/559,386**

JP 2005-40206 2/2005
JP D1376443 12/2009

(Continued)

(22) Filed: **Mar. 28, 2016**
(51) **LOC (10) Cl.** **04-01**
(52) **U.S. Cl.**
USPC **D32/43**
(58) **Field of Classification Search**
USPC D32/40-43, 50-52; D28/7, 63
CPC A61F 2/44; A46B 11/00; A47K 7/028;
A47K 7/02; A47K 7/043; A63B 43/00;
B24D 15/00; B24D 15/04
See application file for complete search history.

FOREIGN PATENT DOCUMENTS

OTHER PUBLICATIONS

Mart, No. 4, vol. 8, P177, Feb. 25, 2011.
Sorarine, P1, Oct. 18, 2012.

Primary Examiner — Michael A. Pratt
Assistant Examiner — Michelle E Wilson
(74) *Attorney, Agent, or Firm* — Irina Hass

(56) **References Cited**

U.S. PATENT DOCUMENTS

D31,899 S * 11/1899 Brown D23/411
1,218,421 A * 3/1917 Larsson A01C 7/12
222/274
2,931,094 A * 4/1960 Teerlink B21D 53/28
29/893.34
D199,250 S * 9/1964 Blackwell D21/441
3,994,180 A * 11/1976 Ackerman F16H 55/54
474/137
4,131,276 A * 12/1978 Judkins A63B 37/00
273/DIG. 20
D262,372 S * 12/1981 Mitchell 198/318
4,373,649 A * 2/1983 Ninomiya A63B 65/00
224/163
D269,917 S * 7/1983 Spann D32/51
D271,817 S * 12/1983 Collin D32/40
D360,705 S * 7/1995 Martin D24/119

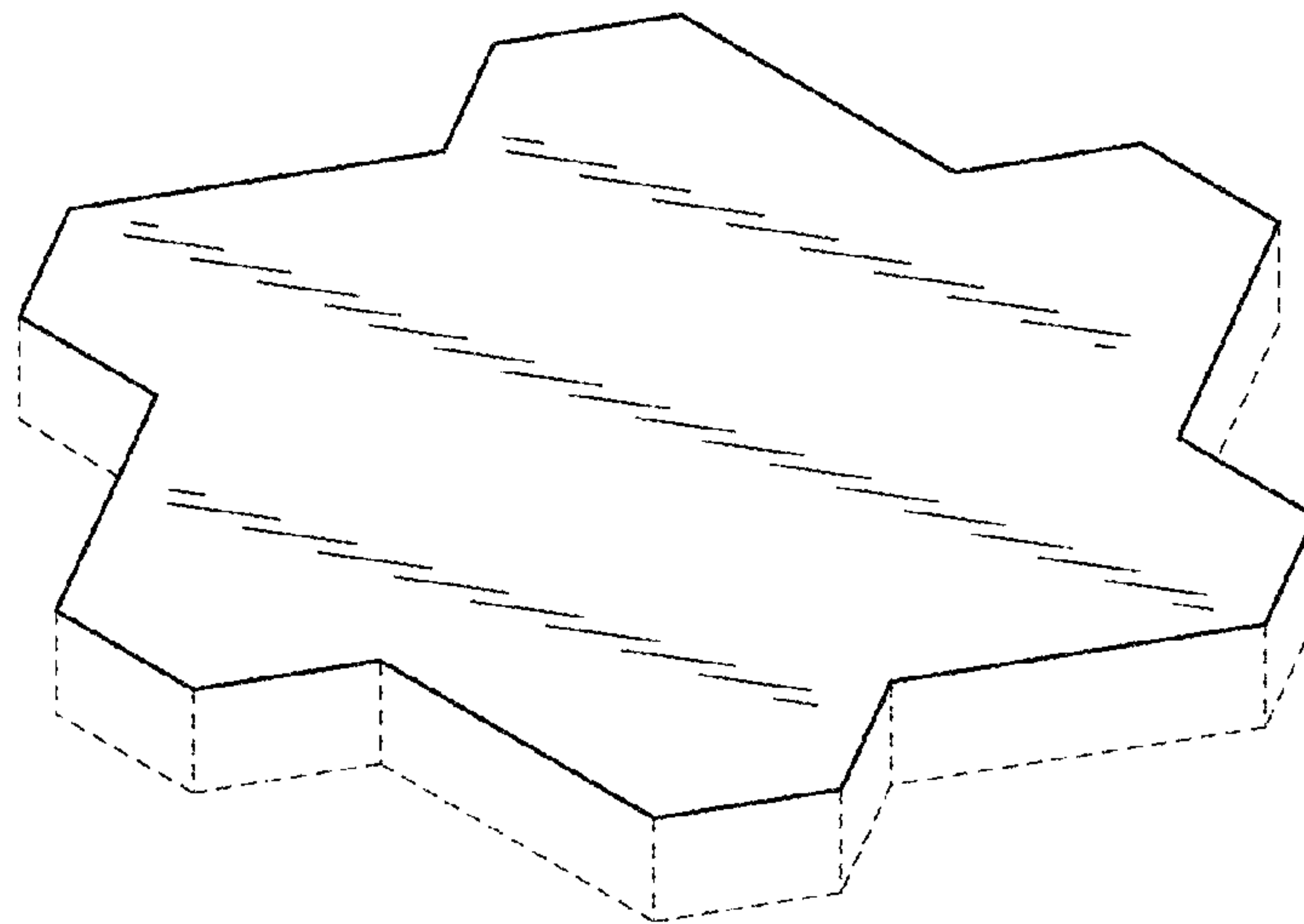
(57) **CLAIM**

The ornamental design for a cleaning article, as shown and described.

DESCRIPTION

FIG. 1 is a perspective view showing the new design for a cleaning article;
FIG. 2 is a top view thereof;
FIG. 3 is a right side view thereof;
FIG. 4 is a left side view thereof;
FIG. 5 is a front view thereof;
FIG. 6 is a rear view thereof; and,
FIG. 7 is a bottom view thereof.
The portions of the cleaning article in FIGS. 1, 3-7 shown in broken lines are included to show features that form no part of the claimed design.

1 Claim, 3 Drawing Sheets



(56)

References Cited

U.S. PATENT DOCUMENTS

7,418,761 B2 * 9/2008 Armaly, Jr. A47L 13/16
15/244.1
D588,766 S * 3/2009 Dunshee D32/40
D590,555 S * 4/2009 Dunshee D32/40
D599,476 S * 9/2009 Levine D24/119
D657,514 S * 4/2012 Pedriza Hernandez D32/40
D659,329 S * 5/2012 Davis D32/40
D690,892 S * 10/2013 Krause D32/40
D695,478 S * 12/2013 Hobe D32/40
D706,488 S * 6/2014 Forrest D28/63
8,914,936 B2 * 12/2014 Jemsby A47K 7/02
132/320
D732,781 S * 6/2015 Gimbel D32/40
D768,946 S * 10/2016 Anderson D32/40
D768,947 S * 10/2016 Mantelli D32/40
2003/0145407 A1 * 8/2003 Chen A47K 7/02
15/209.1
2007/0152420 A1 * 7/2007 DeLong B25G 3/00
280/230

FOREIGN PATENT DOCUMENTS

JP D1463409 3/2013
JP D1478801 9/2013
JP D1530814 8/2015

* cited by examiner

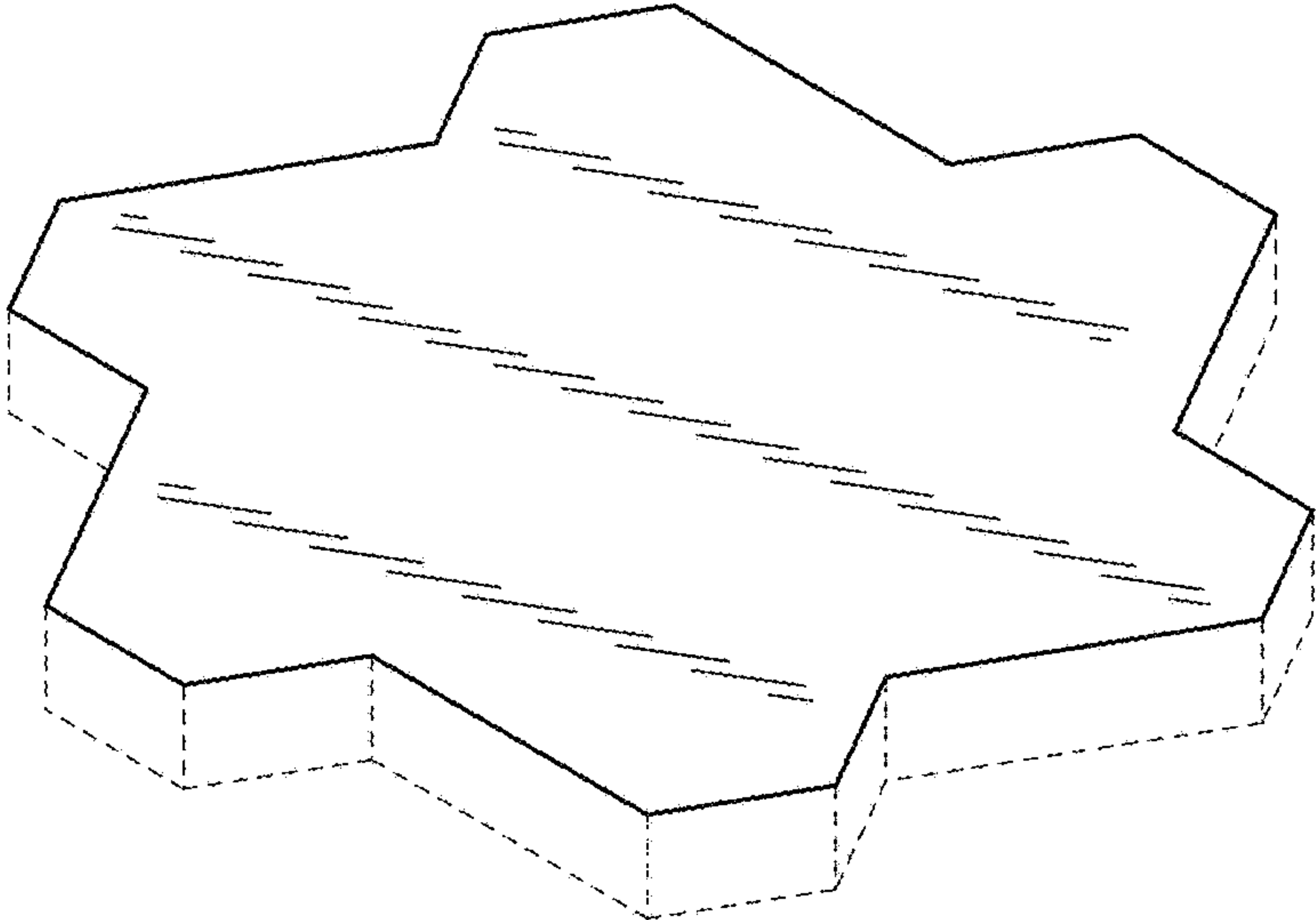


FIG. 1

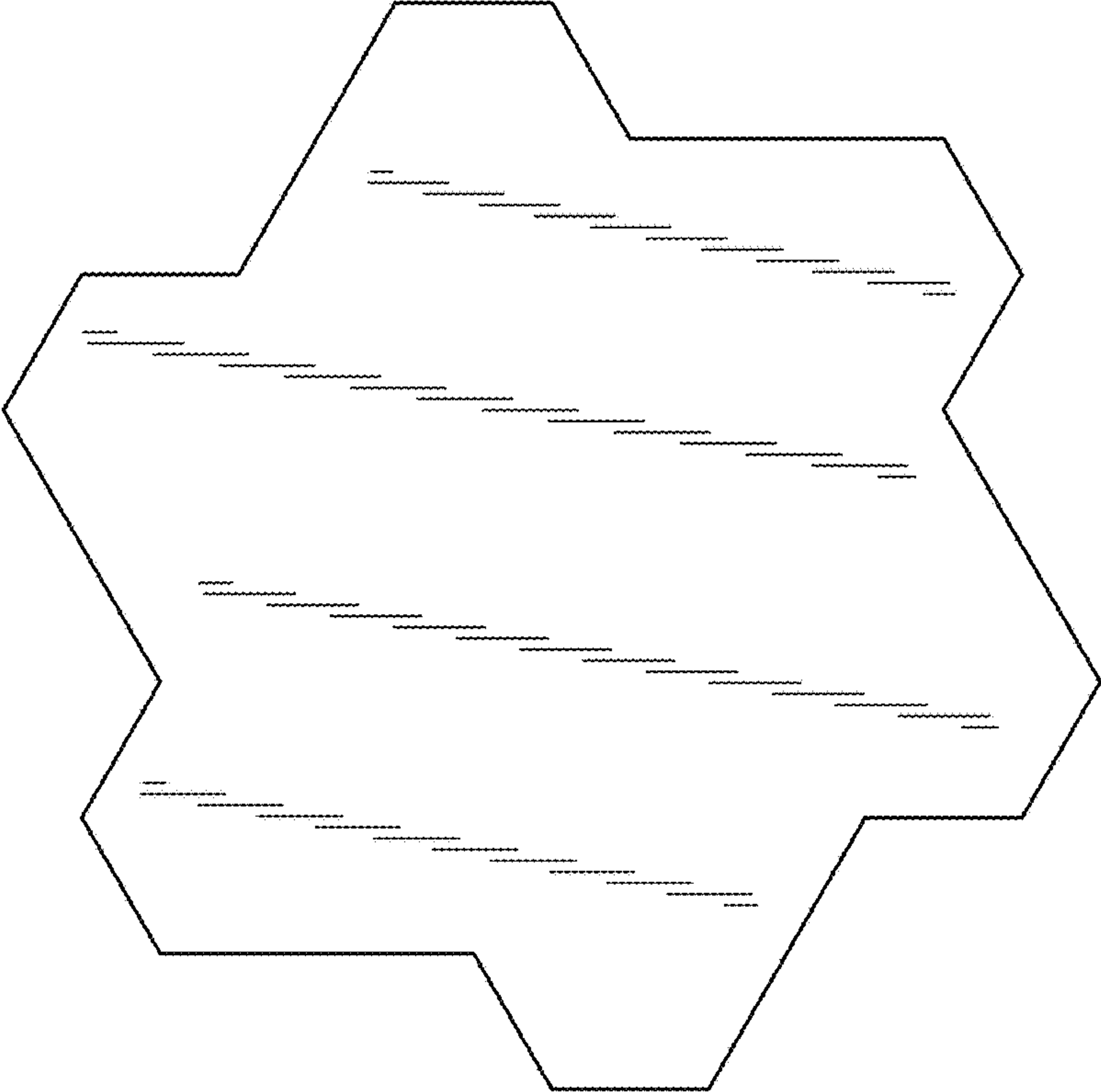


FIG. 2



FIG. 3




FIG. 4




FIG. 5




FIG. 6

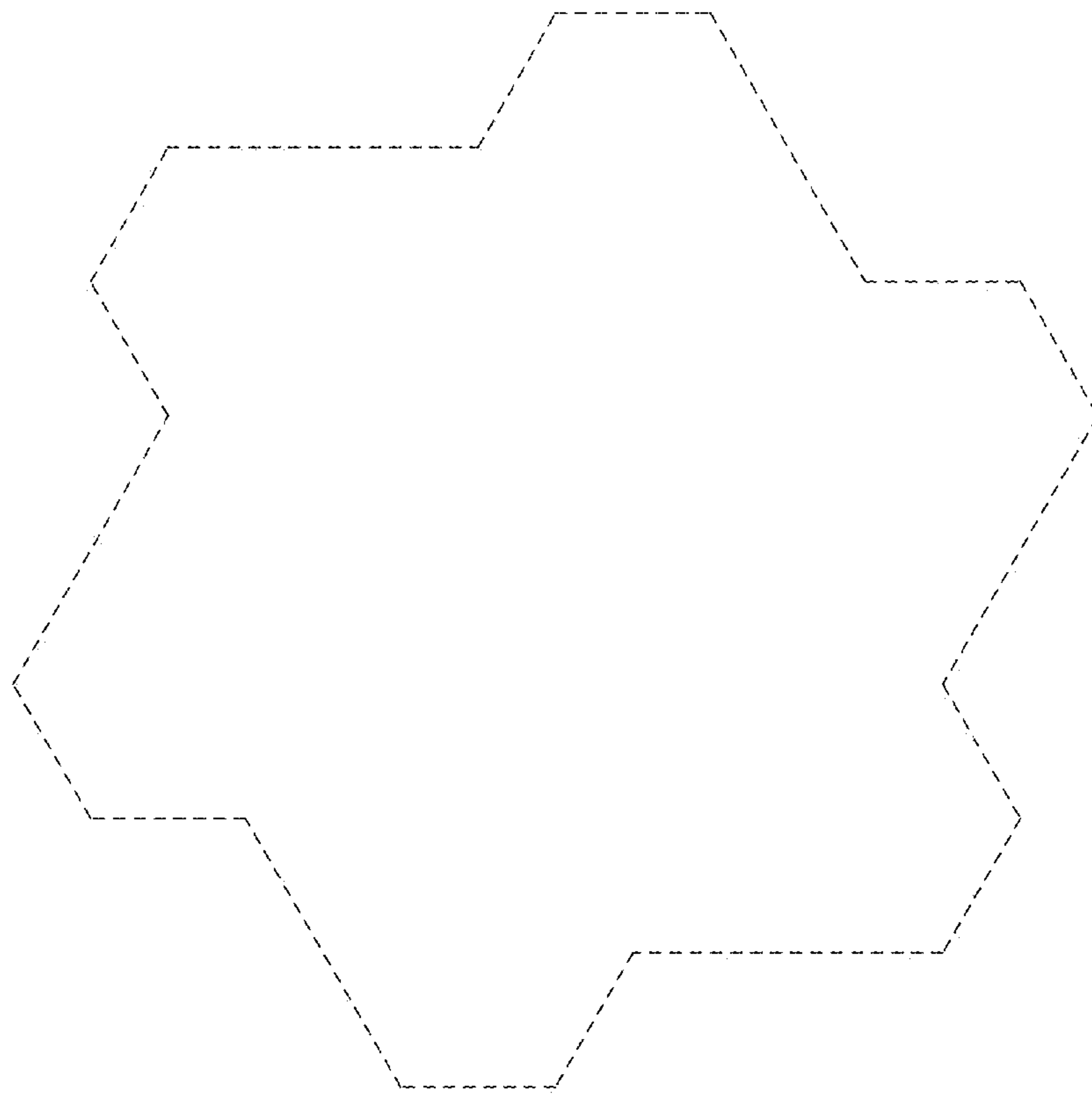


FIG. 7