



US00D797389S

(12) **United States Design Patent**
Kim et al.

(10) **Patent No.:** **US D797,389 S**
(45) **Date of Patent:** **** Sep. 12, 2017**

(54) **DETERGENT CONTAINER FOR WASHING MACHINE**

(71) Applicant: **Samsung Electronics Co., Ltd.**,
Suwon-si (KR)

(72) Inventors: **Jin-Nam Kim**, Seoul (KR); **Ji-Yeun Yoon**, Seoul (KR); **Dong-Won Chun**, Seoul (KR)

(73) Assignee: **Samsung Electronics Co., Ltd.**,
Suwon-si (KR)

(**) Term: **15 Years**

(21) Appl. No.: **29/549,228**

(22) Filed: **Dec. 21, 2015**

(30) **Foreign Application Priority Data**

Jul. 2, 2015 (KR) 30-2015-0033376

(51) **LOC (10) Cl.** **15-05**

(52) **U.S. Cl.**
USPC **D32/29.1**

(58) **Field of Classification Search**

USPC D32/29.1, 29, 28, 6, 8, 25, 1, 5, 10;
D6/510; D7/348-349
CPC D06F 39/045; D06F 29/00; D06F 29/005;
D06F 39/002; D06F 33/02; D06F
2204/065; A47L 15/4418
See application file for complete search history.

(56) **References Cited**

U.S. PATENT DOCUMENTS

D440,600 S * 4/2001 Seino 347/86
D442,219 S * 5/2001 Chou D18/56
D595,464 S * 6/2009 Nam D32/25
7,950,088 B2 * 5/2011 Dalton A47L 15/44
68/17 R

8,196,441 B2 * 6/2012 Hendrickson D06F 39/02
68/17 R
9,315,936 B2 * 4/2016 Bolduan D06F 39/022
2010/0107704 A1 * 5/2010 Seo D06F 9/02
68/17 R

(Continued)

FOREIGN PATENT DOCUMENTS

KR 30-2009-0028602 2/2009
RU 00100235 * 12/2015

OTHER PUBLICATIONS

Whirlpool. "Detergent Dispensing Cartridge". [2015] www.whirlpool.com May 24, 2015 <[http://www.whirlpool.com/3/\[W10250743A\]1001550/W10250743A/](http://www.whirlpool.com/3/[W10250743A]1001550/W10250743A/)>.

(Continued)

Primary Examiner — Caron D Veynar

Assistant Examiner — Laura Yu

(74) *Attorney, Agent, or Firm* — NSIP Law

(57)

CLAIM

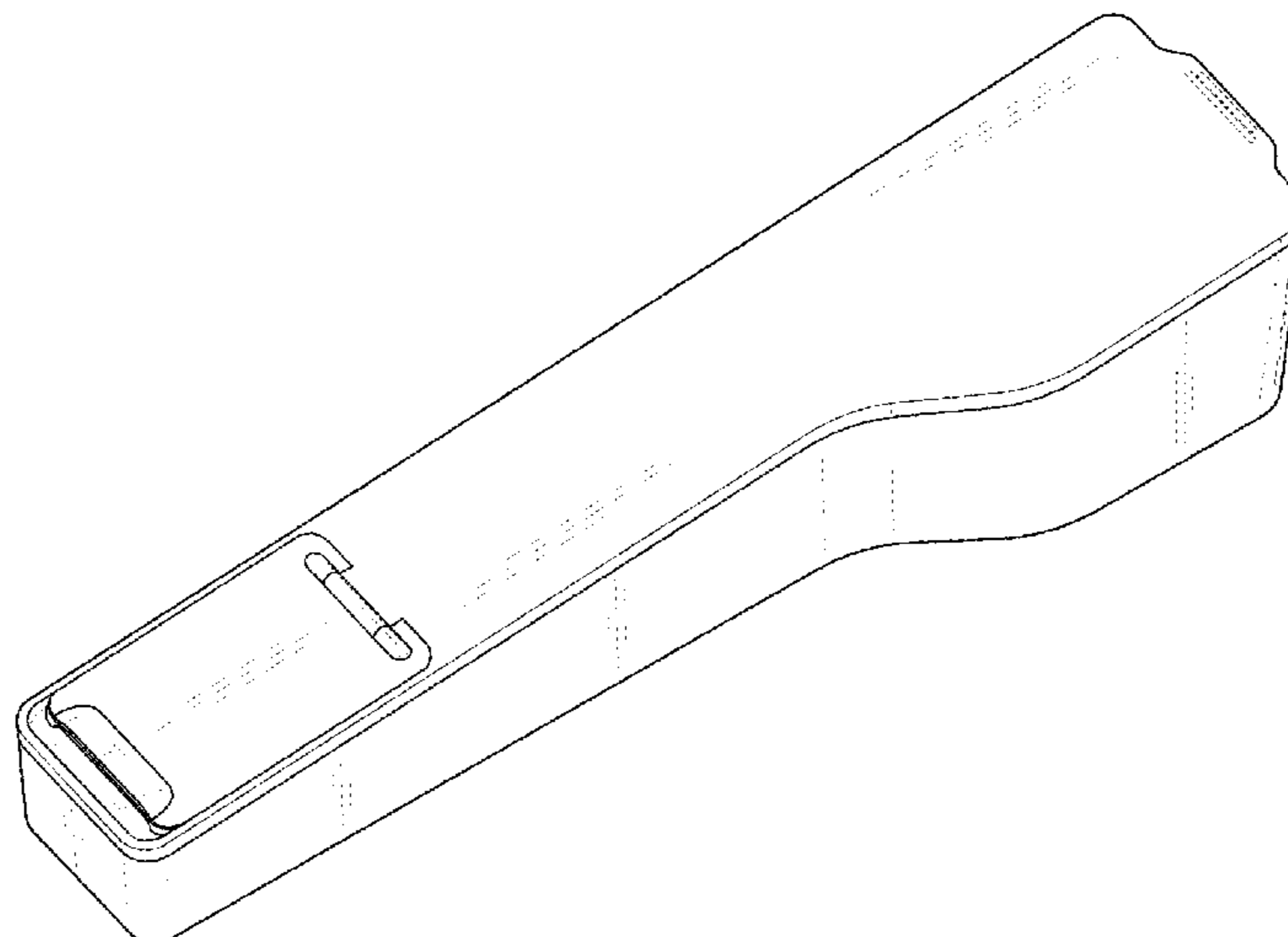
We claim the ornamental design for a detergent container for washing machine, as shown and described.

DESCRIPTION

FIG. 1 is a front perspective view of a detergent container for washing machine showing our new design;
FIG. 2 is a front view thereof;
FIG. 3 is a rear view thereof;
FIG. 4 is a left-side view thereof;
FIG. 5 is a right-side view thereof;
FIG. 6 is a top view thereof;
FIG. 7 is a bottom view thereof; and,
FIG. 8 is another front perspective view of the detergent container for washing machine shown in an alternate position.

The broken lines in the figures depict environmental subject matter and form no part of the claimed design.

1 Claim, 8 Drawing Sheets



(56)

References Cited

U.S. PATENT DOCUMENTS

2010/0161143 A1* 6/2010 Smith A47L 15/4418
700/283
2012/0159998 A1* 6/2012 Bolduan D06F 39/022
68/17 R
2013/0312463 A1* 11/2013 Kim D06F 39/022
68/17 R
2014/0190220 A1* 7/2014 Lee D06F 39/02
68/17 R
2016/0194813 A1* 7/2016 Kurtkaya A47L 15/4418
134/115 R
2016/0258106 A1* 9/2016 Kim D06F 39/022
2016/0289883 A1* 10/2016 Lv D06F 35/005

OTHER PUBLICATIONS

Buyers and Sellers. "the inside of the new Miele Washing machine TwinDos ultra phase 1 and 2 system". [2013] plus.google.com Sep. 14, 2013 <<http://plus.google.com/+buyersandsellers/posts/3Phj9nkm2Sf>>.

"Miele ULTRAPHASE1". [2015] www.geraldgiles.co.uk May 24, 2015 <<http://www.geraldgiles.co.uk/store/miele/accessories/ultraphase1/product5664/>>.

* cited by examiner

FIG. 1

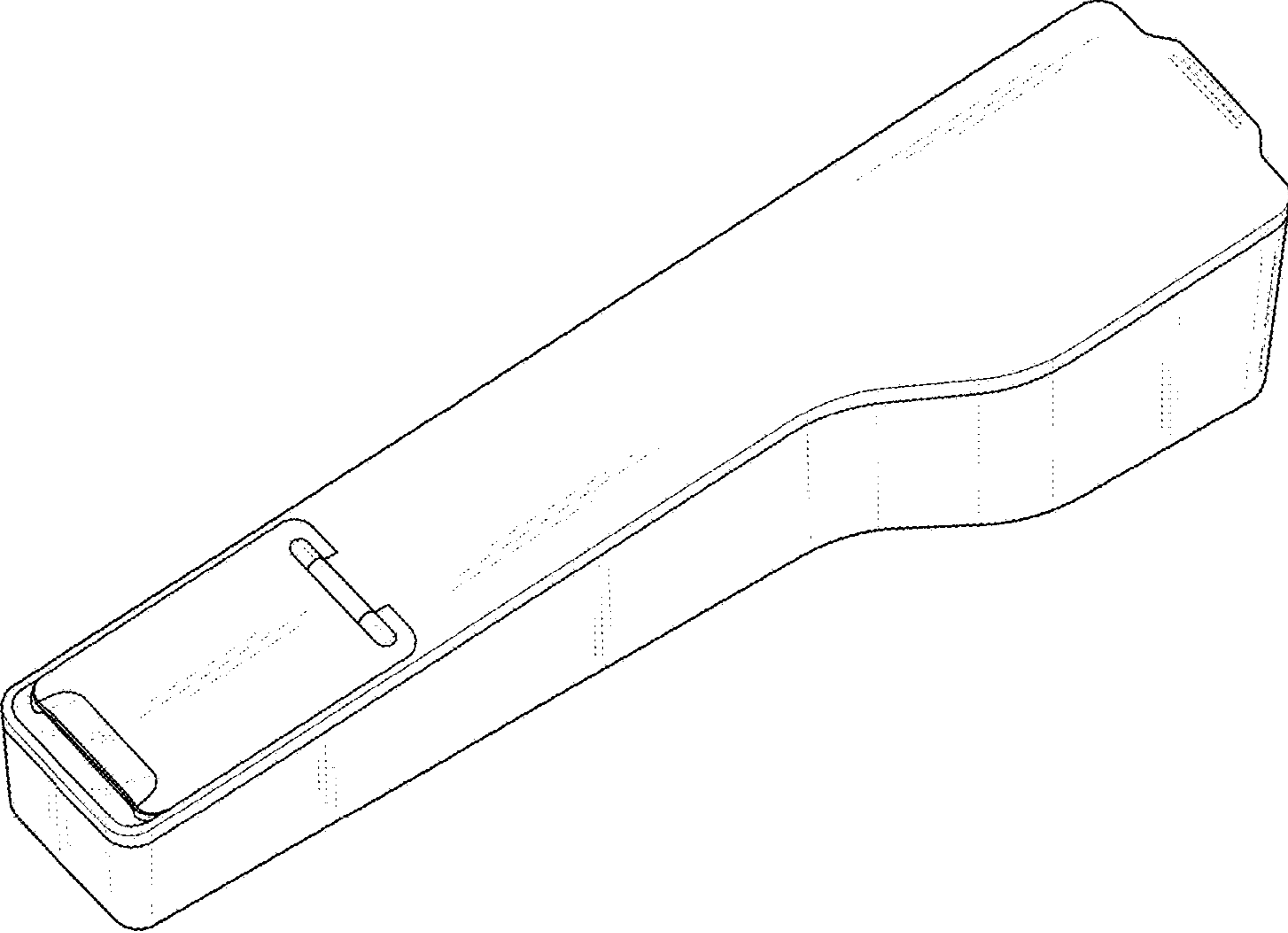


FIG. 2

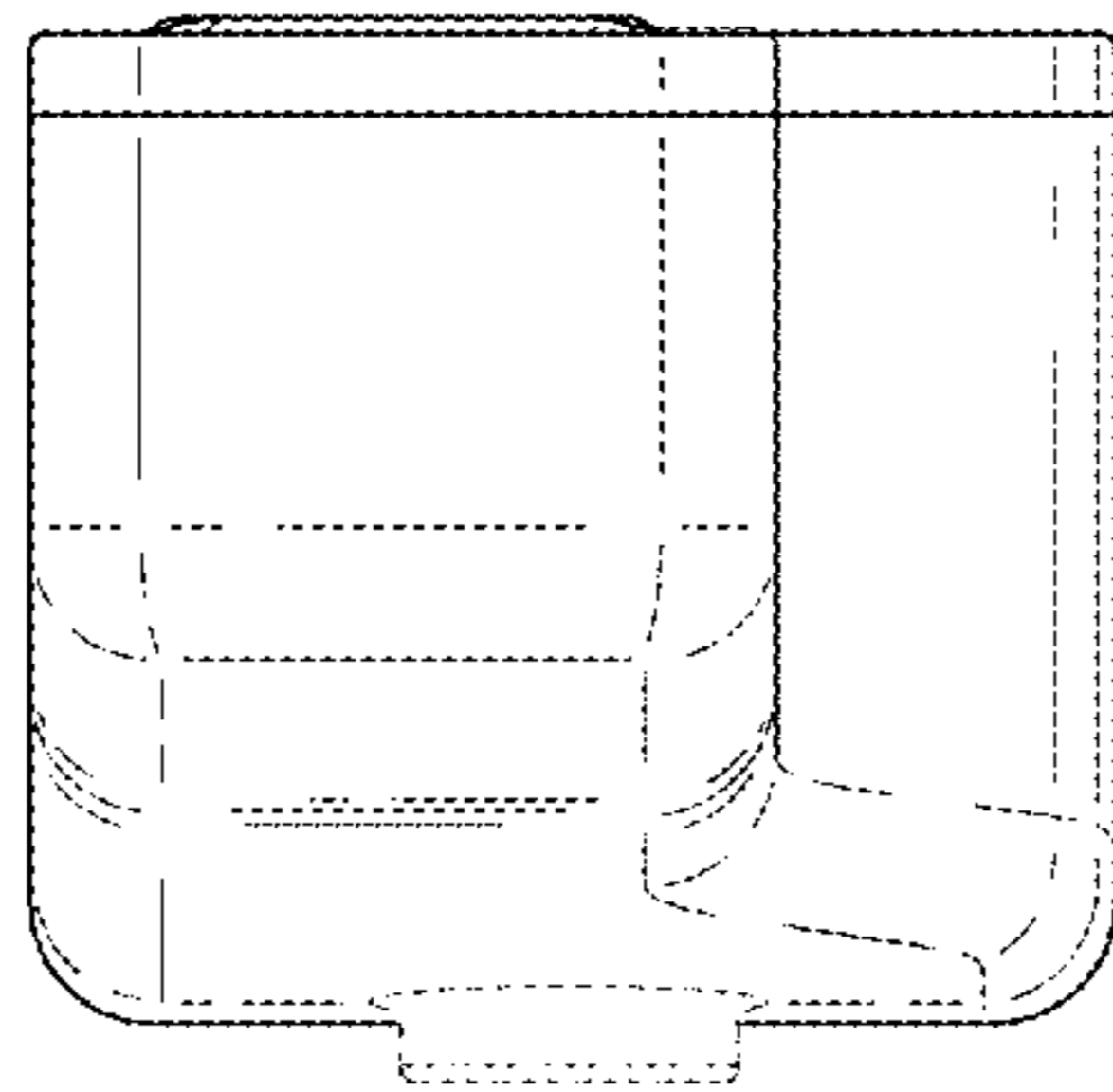


FIG. 3

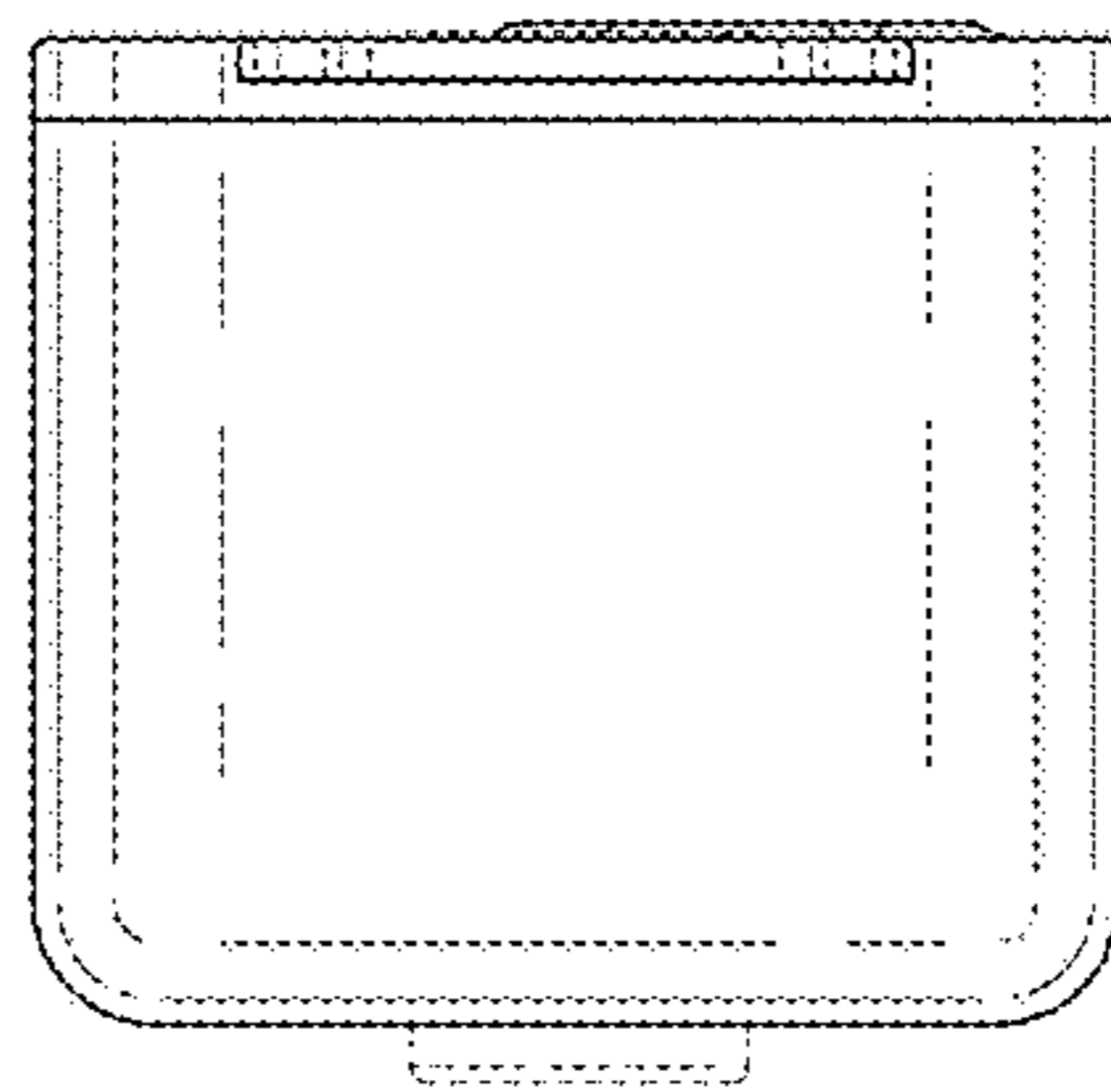


FIG. 4

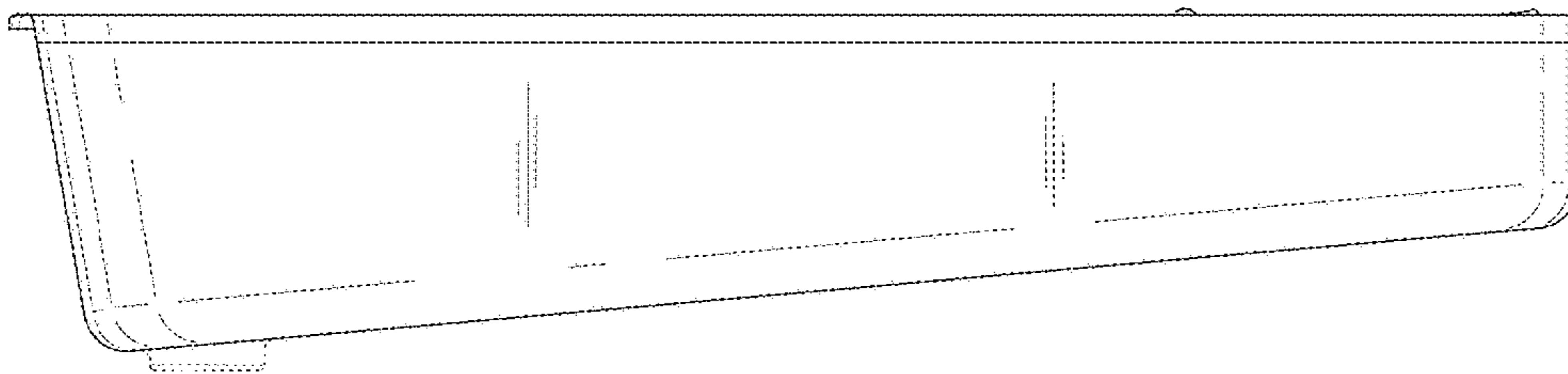


FIG. 5

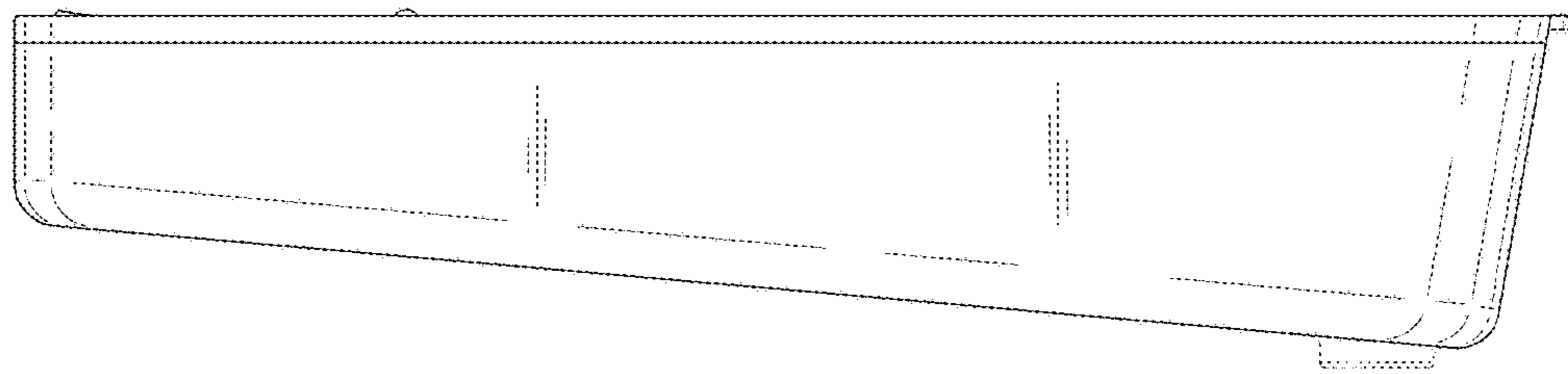


FIG. 6

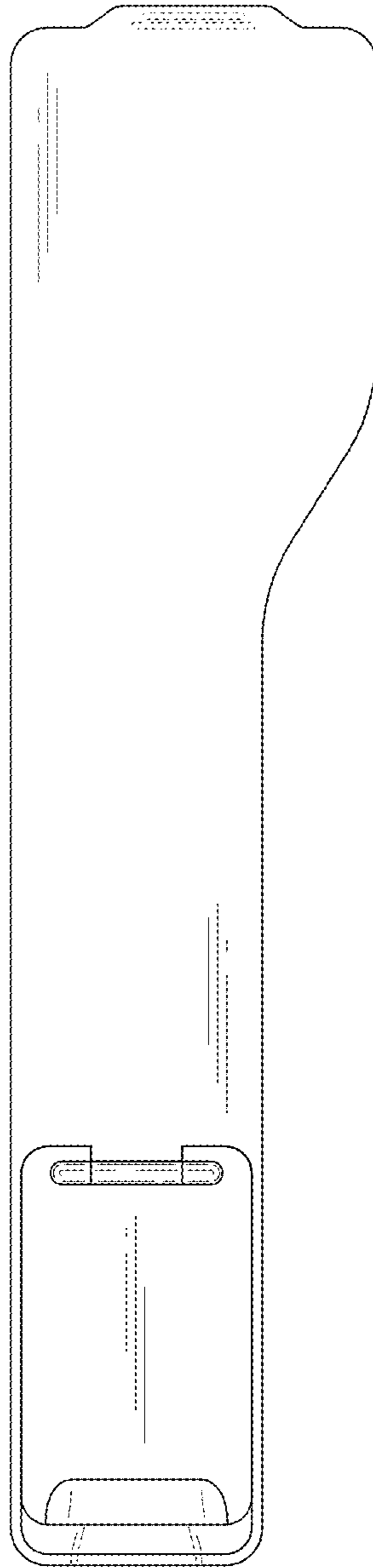


FIG. 7

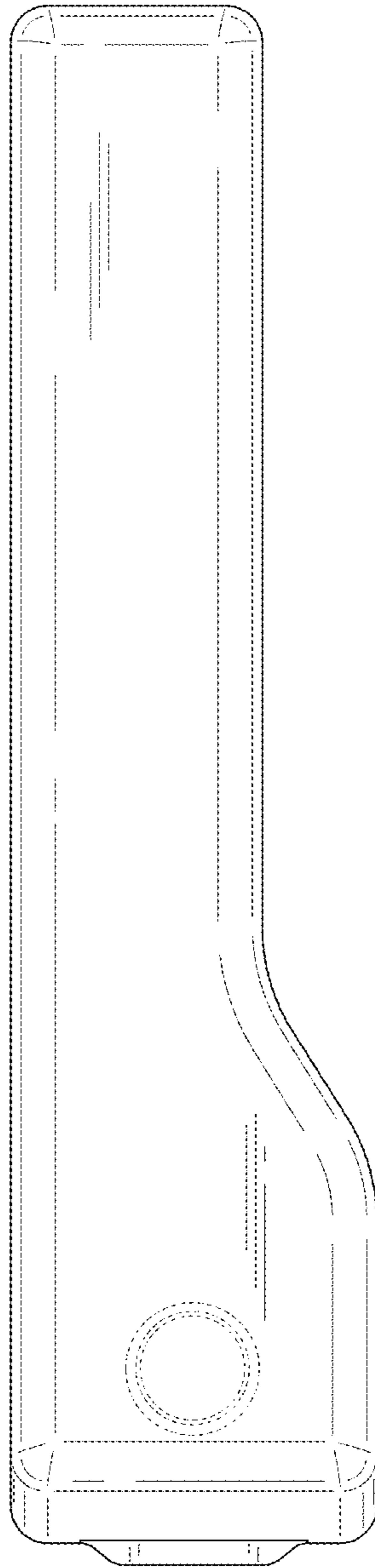


FIG. 8

