

US00D797380S

(12) **United States Design Patent**  
**Fallgatter**

(10) **Patent No.:** **US D797,380 S**

(45) **Date of Patent:** **\*\* Sep. 12, 2017**

(54) **INFLATABLE MOBILITY ASSISTANT  
DEVICE**

(71) Applicant: **James Calvin Fallgatter**, Ridgecrest,  
CA (US)

(72) Inventor: **James Calvin Fallgatter**, Ridgecrest,  
CA (US)

(\*\*) Term: **15 Years**

(21) Appl. No.: **29/570,883**

(22) Filed: **Aug. 4, 2016**

(51) **LOC (10) Cl.** ..... **29-02**

(52) **U.S. Cl.**  
USPC ..... **D29/124**

(58) **Field of Classification Search**  
USPC ..... D29/124; D12/128-133; 5/625-629,  
5/636, 484, 499, 691, 891 T; 128/869,  
128/870, 845; D24/190, 191; 296/65.03,  
296/65.04; 280/15, 18, 19, 158; 441/80,  
441/82, 88  
CPC ..... A61G 1/00; A61G 1/01; B63C 9/04  
See application file for complete search history.

(56) **References Cited**

**U.S. PATENT DOCUMENTS**

- 5,709,649 A \* 1/1998 Chitwood ..... A61F 5/04  
128/845
- 5,888,111 A \* 3/1999 Walker ..... B63C 9/32  
114/345
- D419,495 S \* 1/2000 Muhanna ..... 5/706
- D592,812 S \* 5/2009 Hughes ..... D29/124
- 7,607,185 B1 \* 10/2009 Minson ..... A47C 27/081  
5/655
- 7,900,299 B2 \* 3/2011 Weedling ..... A61G 7/103  
5/625

- 8,549,683 B2 \* 10/2013 Ratner ..... A61G 13/121  
128/845
- 8,782,833 B2 \* 7/2014 Beurguet ..... A61G 1/01  
128/870
- 8,850,642 B2 \* 10/2014 Rasmussen ..... A47G 9/1027  
297/398

\* cited by examiner

*Primary Examiner* — Randall Gholson

(57) **CLAIM**


The ornamental design for an inflatable mobility assistant device, as shown.

**DESCRIPTION**

FIG. 1 is a top, front, right side perspective view of an inflatable mobility assistant device showing my new design; FIG. 2 is a right side elevational view thereof; the left side being a mirror image thereof; FIG. 3 is a front elevational view thereof; FIG. 4 is a back elevational view thereof; FIG. 5 is a top elevational view thereof; and, FIG. 6 is a bottom elevational view thereof.

This device is deployed in stages. In the first stage the device is placed in close proximity to the fallen person. In the second stage the person is helped into a prone position on top of the device in its deflated configuration. In the third stage the base inflatable bladder is filled with air lifting the prone person to chair height; in the fourth stage a wedge shaped bladder beneath the head and back is inflated lifting the person into a sitting position; and in the fifth and final stage a second wedge shaped bladder beneath the persons buttocks inflates lifting and tilting the person into a standing position. It is the device as configured in the fifth stage that best shows the new design that is claimed and it is this design that is set forth in the following drawing FIGS. 1-6.

**1 Claim, 3 Drawing Sheets**






FIG. 1




FIG. 2




FIG. 3

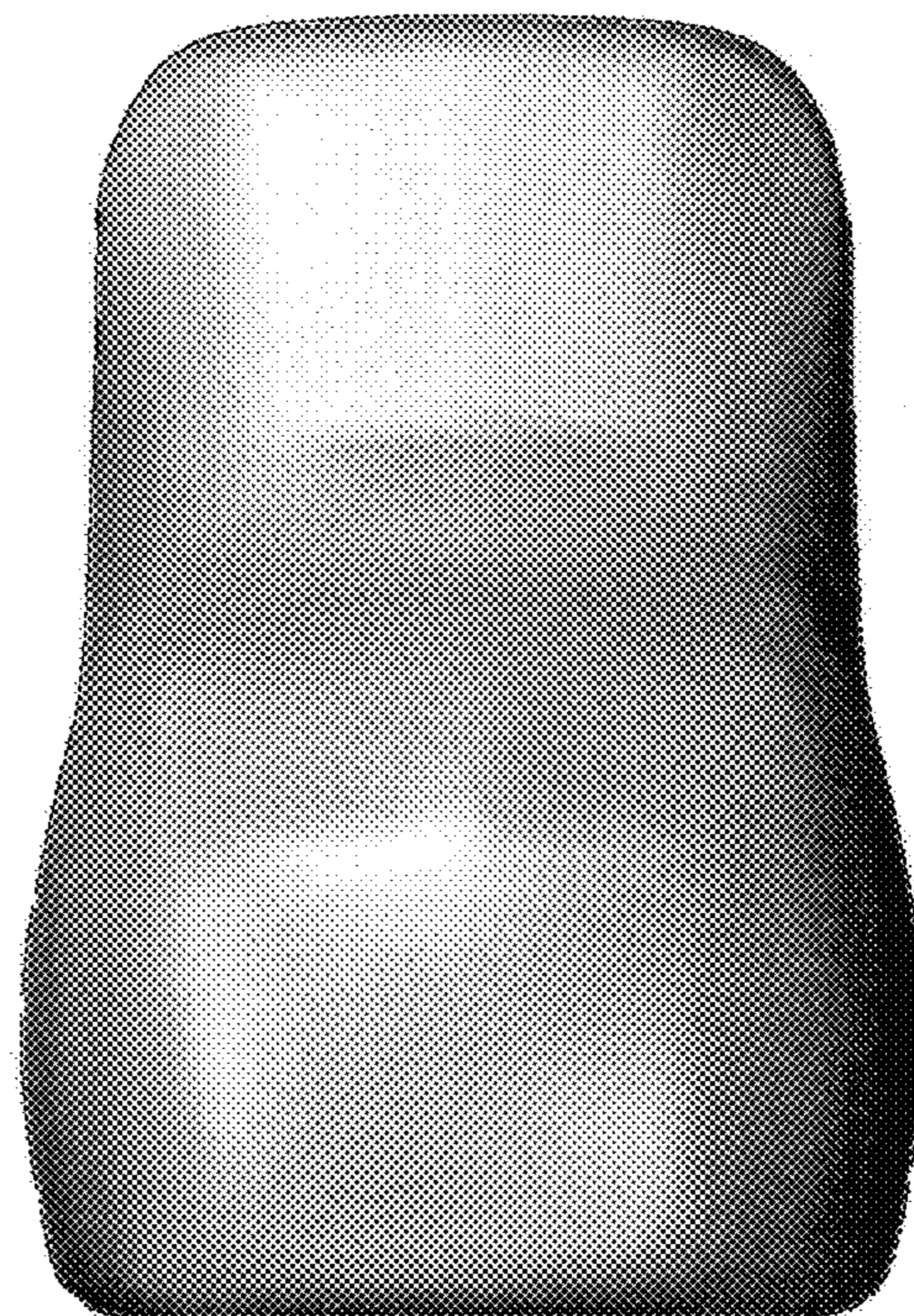


FIG. 4




FIG. 5




FIG. 6