



US00D797331S

(12) **United States Design Patent**  
**Kanasugi et al.**

(10) **Patent No.:** **US D797,331 S**

(45) **Date of Patent:** **\*\* Sep. 12, 2017**

(54) **FRONT COMBINATION LAMP FOR A MOTOR VEHICLE**

D597,232 S \* 7/2009 Hanaoka ..... D26/28  
D726,941 S \* 4/2015 Kato ..... D26/28  
D728,133 S \* 4/2015 Bieling ..... D26/28

(71) Applicants: **Tsuneo Kanasugi**, Toyota (JP);  
**Edward Yoon Lee**, Newport Beach, CA (US)

**OTHER PUBLICATIONS**

Netcarshow.com, URL: [http://www.netcarshow.com/lexus/2012-lf-lc\\_concept/1600x1200/wallpaper\\_16.htm](http://www.netcarshow.com/lexus/2012-lf-lc_concept/1600x1200/wallpaper_16.htm); Model: Lexus LF-LC Concept; Mfg.: Lexus; available on at least Jun. 5, 2015.  
Netcarshow.com, URL: [http://www.netcarshow.com/subaru/2013-viziv\\_concept/1024x768/wallpaper\\_08.htm](http://www.netcarshow.com/subaru/2013-viziv_concept/1024x768/wallpaper_08.htm); Model: Subaru Viziv Concept (2013); Mfg.: Subaru; available on at least Jun. 5, 2015.  
Netcarshow.com, URL: [http://www.netcarshow.com/aston\\_martin/2015-vanquish\\_volante/](http://www.netcarshow.com/aston_martin/2015-vanquish_volante/); Model: Aston Martin vanquish volante; Mfg.: Aston Martin; available on at least Jun. 5, 2015.

(72) Inventors: **Tsuneo Kanasugi**, Toyota (JP);  
**Edward Yoon Lee**, Newport Beach, CA (US)

(73) Assignee: **Toyota Jidosha Kabushiki Kaisha**, Toyota-shi, Aichi-ken (JP)

(\*\*) Term: **15 Years**

\* cited by examiner

(21) Appl. No.: **29/561,405**

*Primary Examiner* — Marcus Jackson

(22) Filed: **Apr. 15, 2016**

(74) *Attorney, Agent, or Firm* — Finnegan, Henderson, Farabow, Garrett & Dunner, L.L.P.

(30) **Foreign Application Priority Data**

Oct. 16, 2015 (JP) ..... 2015-022907

(51) **LOC (10) Cl.** ..... **26-06**

(52) **U.S. Cl.**  
USPC ..... **D26/28**

(58) **Field of Classification Search**  
USPC ..... D26/28-36; 362/80-83, 267-269, 362/459-468, 475-478, 485-487  
CPC ..... F21S 48/00; F21S 48/10; F21S 48/115; F21S 48/1233; F21S 48/1266; F21S 48/1388; F21S 48/2268; F21V 21/04  
See application file for complete search history.

(57) **CLAIM**

The ornamental design for a front combination lamp for a motor vehicle, as shown and described.

**DESCRIPTION**

FIG. 1 is a front perspective view of a front combination lamp for a motor vehicle, showing our new design; FIG. 2 is a front view thereof; FIG. 3 is a rear view thereof; FIG. 4 is a right side view thereof; FIG. 5 is a left side view thereof; FIG. 6 is a top view thereof; and, FIG. 7 is a bottom view thereof.


Our design includes the mirror image of the embodiment depicted. The de-emphasized and halftone portions shown in the photographs illustrate environmental structure for the front combination lamp for a motor vehicle that forms no part of the claimed design.

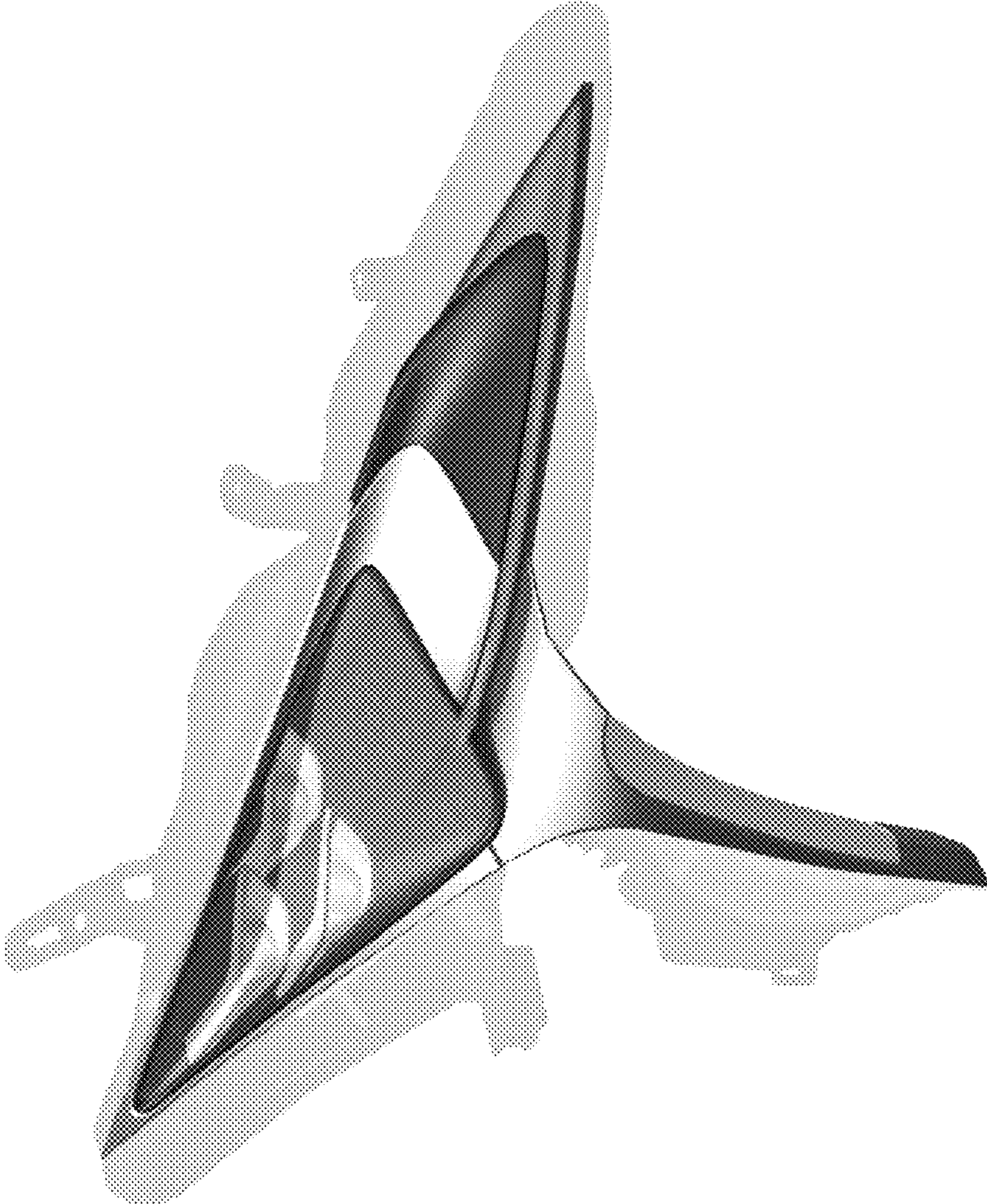
(56) **References Cited**

**U.S. PATENT DOCUMENTS**

D528,685 S \* 9/2006 Yoshida ..... D26/28  
D544,114 S \* 6/2007 Ohta ..... D26/28  
D560,291 S \* 1/2008 Koyama ..... D26/28  
D561,358 S \* 2/2008 Tachibana ..... D26/28

**1 Claim, 7 Drawing Sheets**





**FIG. 1**

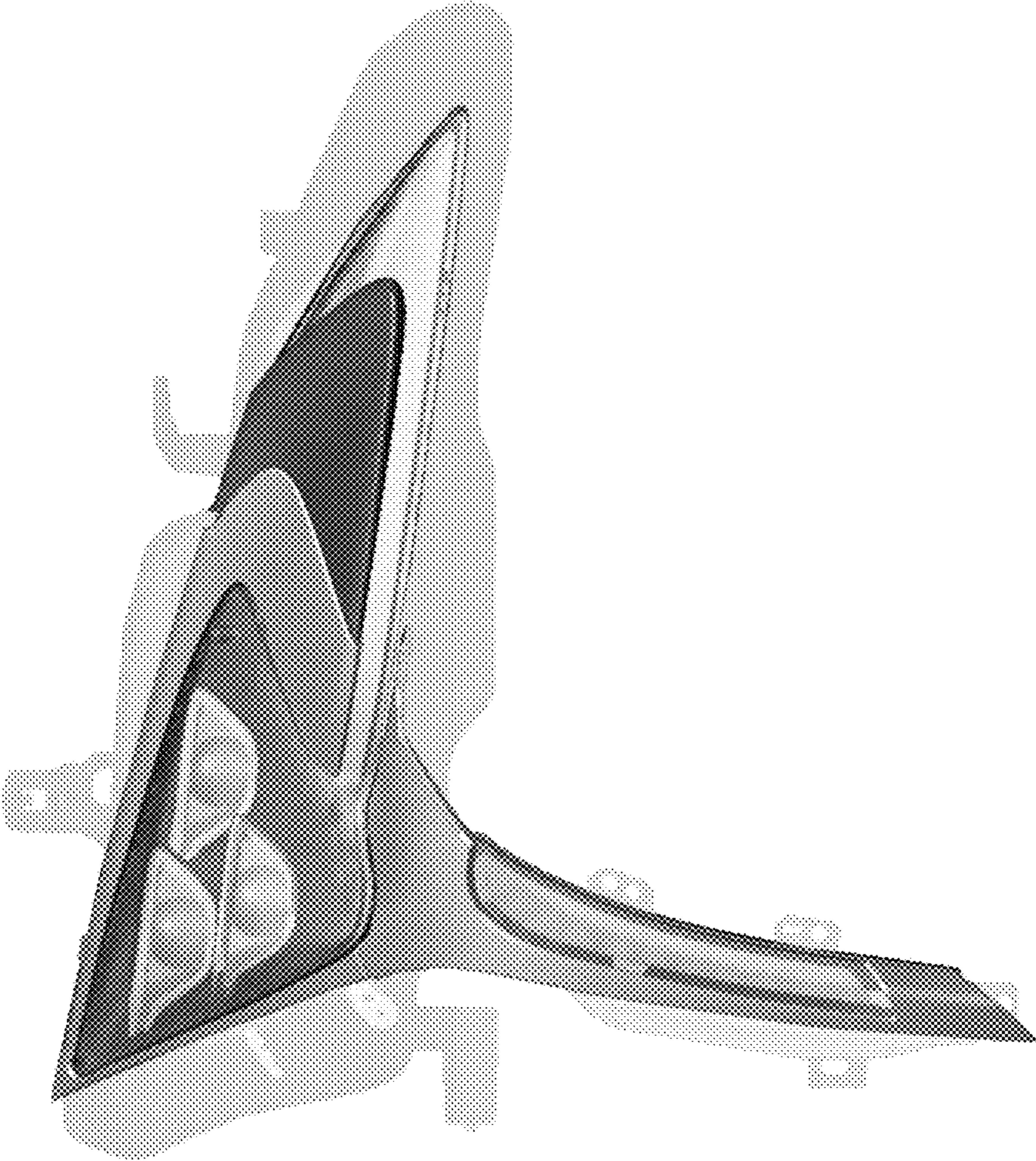
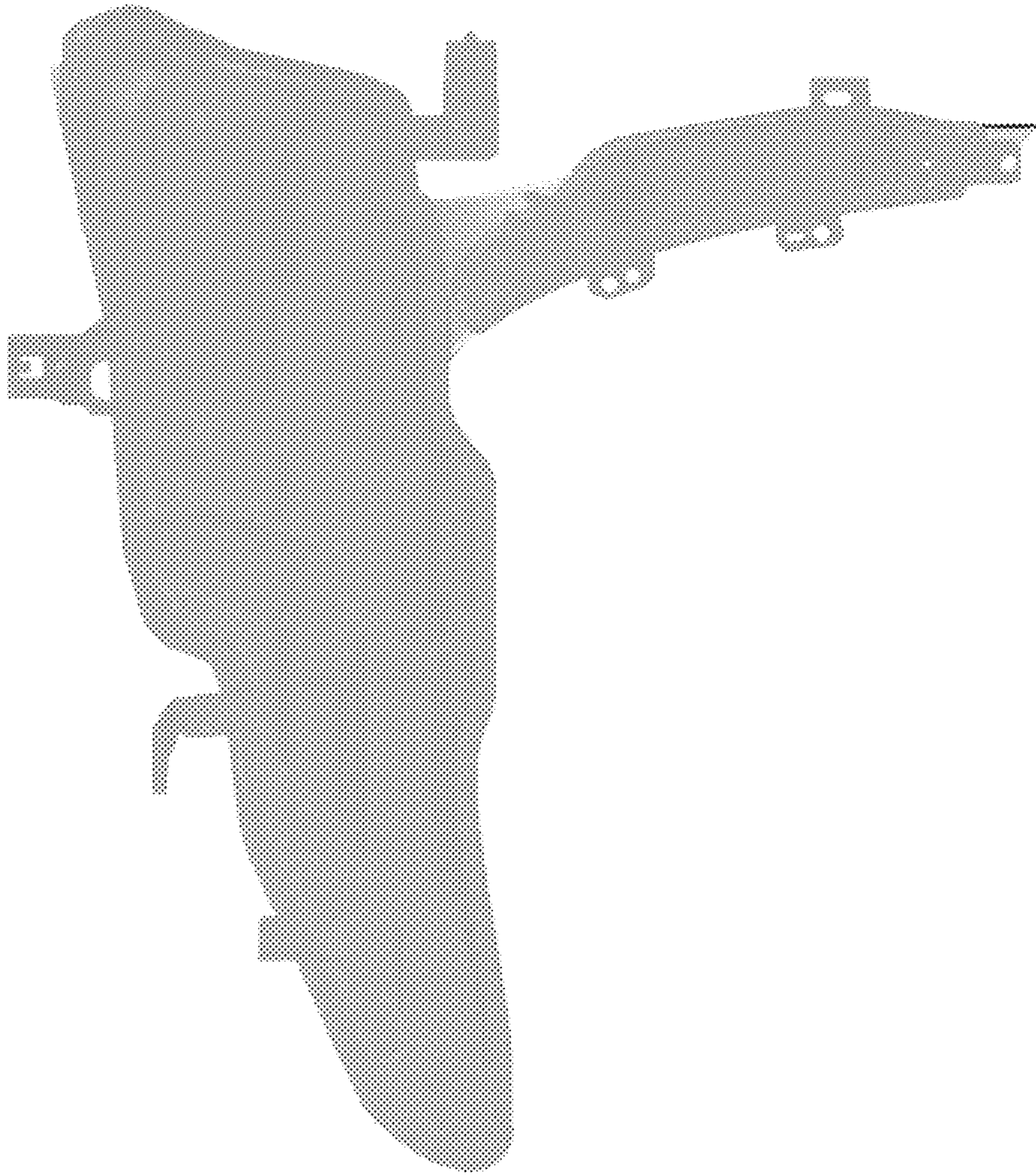
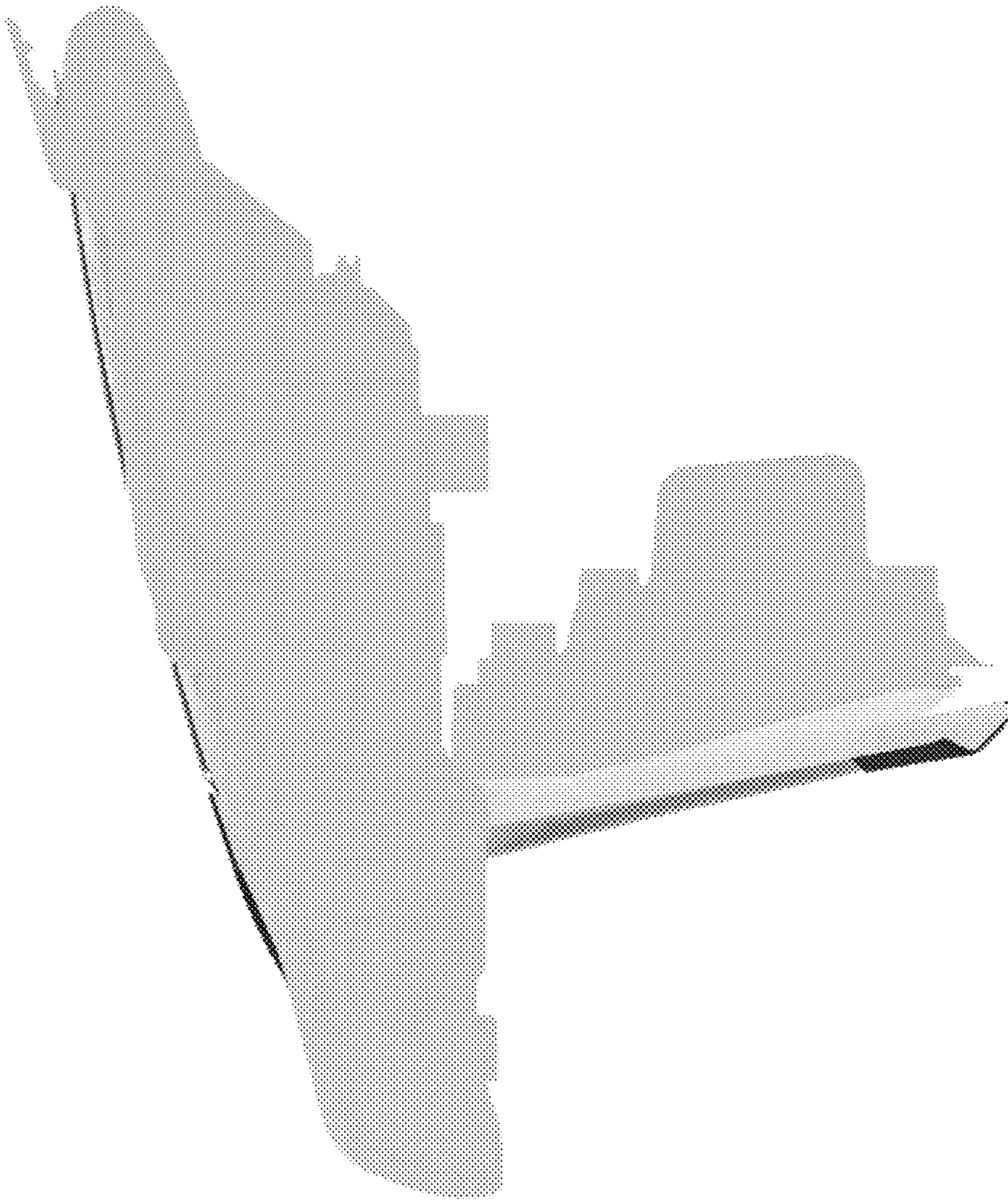


FIG. 2



**FIG. 3**



**FIG. 4**





FIG. 5



**FIG. 6**

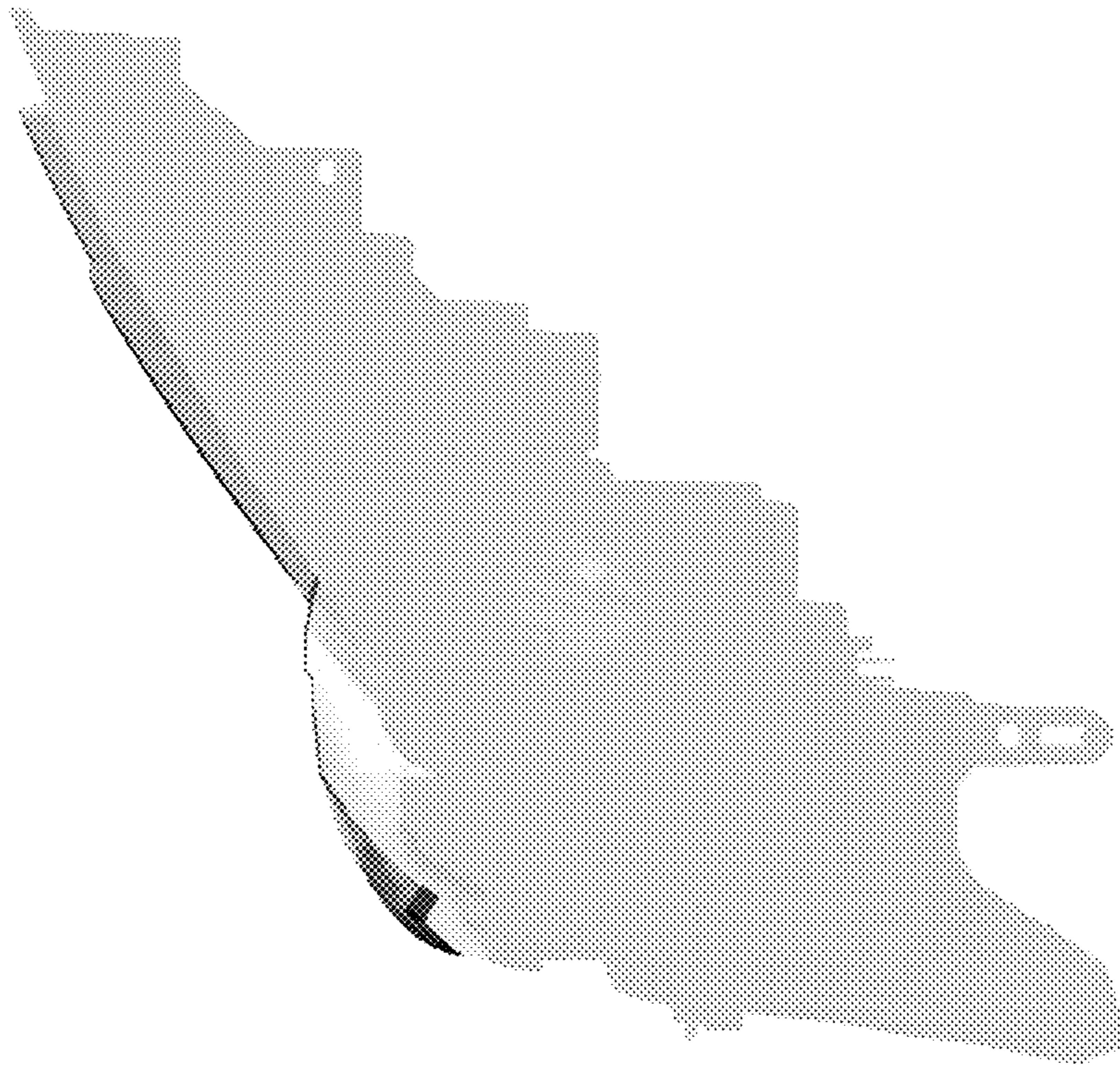


FIG. 7



UNITED STATES PATENT AND TRADEMARK OFFICE  
**CERTIFICATE OF CORRECTION**

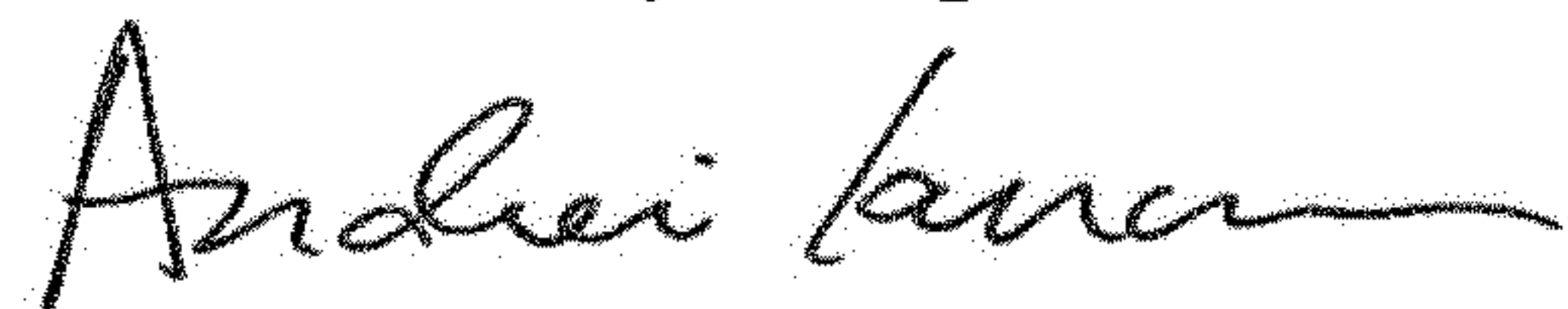
PATENT NO. : D797,331 S  
APPLICATION NO. : 29/561405  
DATED : September 12, 2017  
INVENTOR(S) : Tsuneo Kanasugi et al.

Page 1 of 2

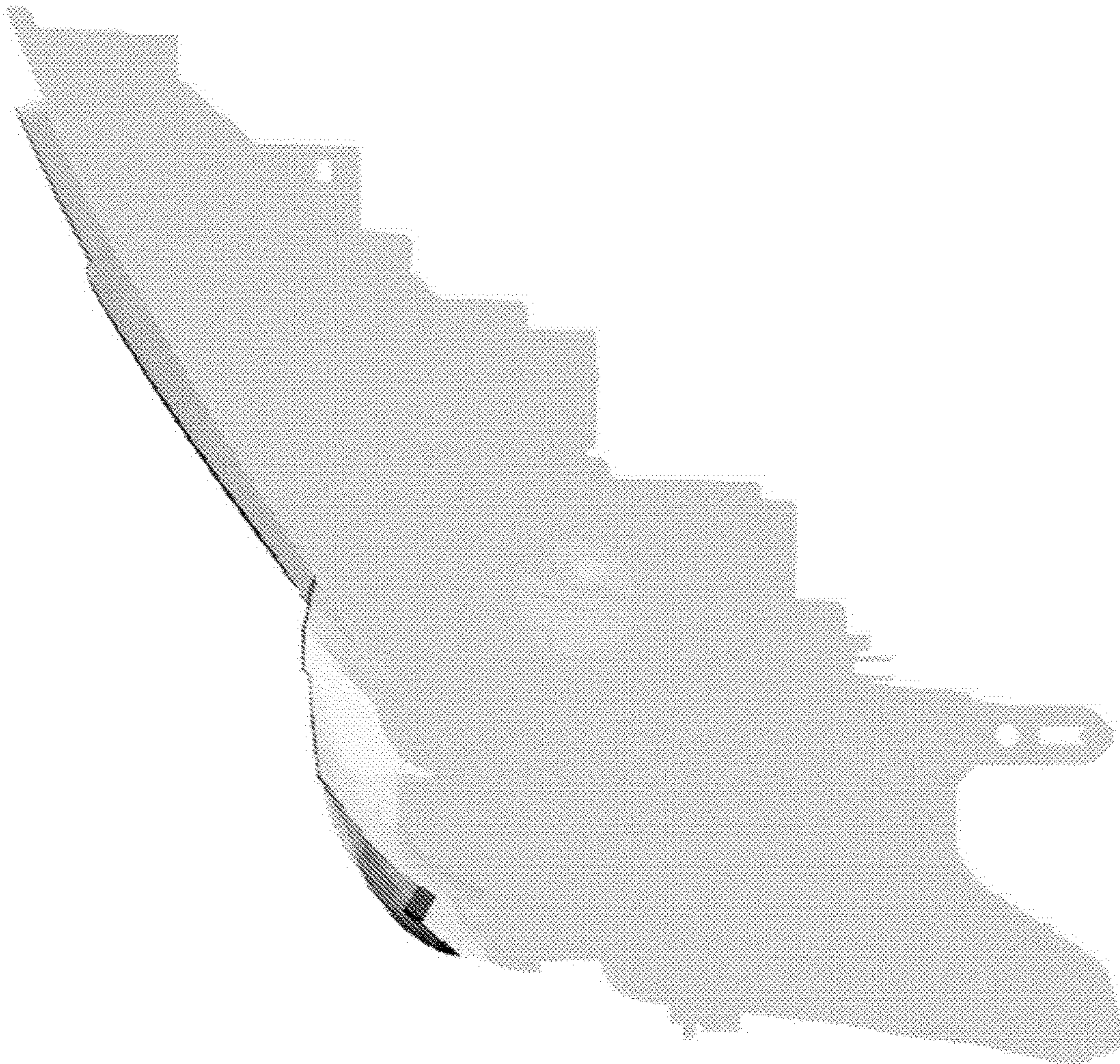
It is certified that error appears in the above-identified patent and that said Letters Patent is hereby corrected as shown below:

Please replace Fig. 7 with the attached replacement photographic sheet for Fig. 7.

Signed and Sealed this  
Ninth Day of April, 2019



Andrei Iancu  
*Director of the United States Patent and Trademark Office*



**FIG. 7**