



US00D797325S

(12) **United States Design Patent** (10) **Patent No.:** **US D797,325 S**  
**Carter** (45) **Date of Patent:** **\*\* Sep. 12, 2017**

(54) **TAIL LAMP**

(71) Applicant: **Jaguar Land Rover Limited**, Whitley, Coventry (GB)

(72) Inventor: **Richard Carter**, Coventry (GB)

(73) Assignee: **Jaguar Land Rover Limited**, Whitley, Coventry (GB)

(\*\*) Term: **15 Years**

(21) Appl. No.: **29/546,812**

(22) Filed: **Nov. 25, 2015**

(30) **Foreign Application Priority Data**

Jun. 15, 2015 (EM) ..... 002719328

(51) **LOC (10) Cl.** ..... **26-06**

(52) **U.S. Cl.**  
USPC ..... **D26/28**

(58) **Field of Classification Search**  
USPC ..... D26/28-36; 362/80-83, 267-269,  
362/459-468, 475-478, 485-487  
(Continued)

(56) **References Cited**

**U.S. PATENT DOCUMENTS**

D549,363 S \* 8/2007 Pfeiffer ..... D26/28  
D592,327 S \* 5/2009 Futschik ..... D26/28  
(Continued)

*Primary Examiner* — Marcus Jackson

(74) *Attorney, Agent, or Firm* — Wood Herron & Evans  
LLP

(57) **CLAIM**

The ornamental design for a tail lamp, as shown and described.

**DESCRIPTION**

FIG. 1 is a front right perspective view of a tail lamp for a vehicle according to the present invention.

FIG. 2 is a right side view of the tail lamp shown in FIG. 1.

FIG. 3 is a front view thereof.

FIG. 4 is a top view thereof.

In FIGS. 1-4, the broken lines are shown for environmental purposes only and form no part of the claimed invention.

FIG. 5 is a front right perspective view of the tail lamp shown in FIG. 1, with the tail lamp shown mounted on a vehicle that is depicted in de-emphasized and halftone portions. These de-emphasized portions form no part of the claimed invention. More particularly, in FIG. 5, the tail lamp of the present invention is shown within the broken line, and any elements shown outside of the broken line form no part of the claimed invention, but are instead included to show environmental aspects of the claimed invention.

FIG. 6 is a front right perspective view of a tail lamp for a vehicle according to an alternative embodiment of the present invention.

FIG. 7 is a right side view of the tail lamp shown in FIG. 6.

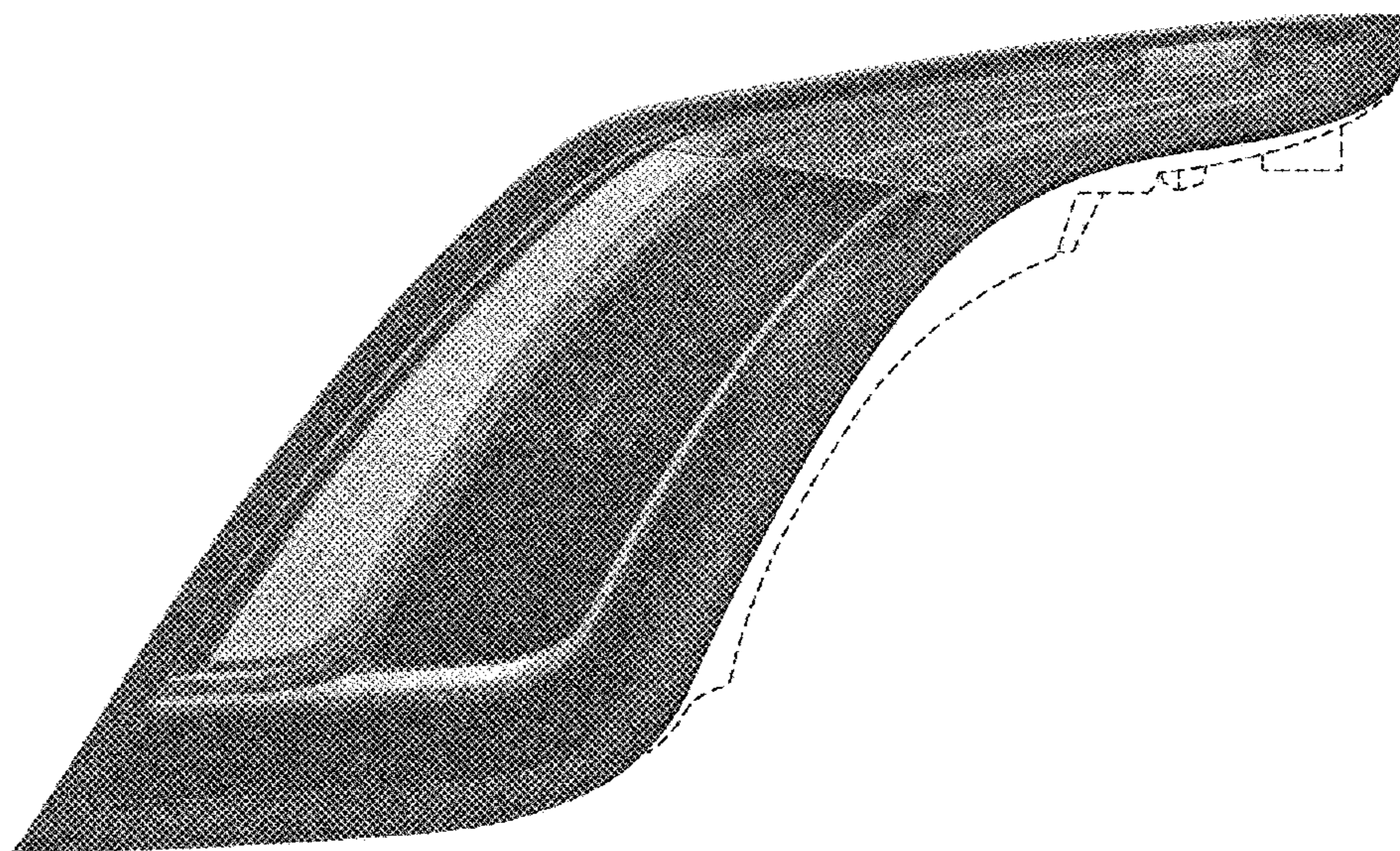
FIG. 8 is a front view thereof.

FIG. 9 is a top view thereof; and,

In FIGS. 6-9, the broken lines are shown for environmental purposes only and form no part of the claimed invention.

FIG. 10 is a front right perspective view of the tail lamp shown in FIG. 6, with the tail lamp shown mounted on a vehicle that is depicted in de-emphasized and halftone portions. These de-emphasized portions form no part of the claimed invention. More particularly, in FIG. 10, the tail lamp of the present invention is shown within the broken line, and any elements shown outside of the broken line form no part of the claimed invention, but are instead included to show environmental aspects of the claimed invention.

**1 Claim, 8 Drawing Sheets**



(58) **Field of Classification Search**

CPC ..... F21S 48/00; F21S 48/10; F21S 48/115;  
F21S 48/225; F21S 48/1233; F21S  
48/1266; F21S 48/1388; F21S 48/2268;  
F21V 21/04

See application file for complete search history.

(56) **References Cited**

U.S. PATENT DOCUMENTS

D605,793 S *	12/2009	Weil .....	D26/28
D620,157 S *	7/2010	Frenzel .....	D26/28
D679,431 S *	4/2013	Frenzel .....	D26/28
D679,432 S *	4/2013	Frenzel .....	D26/28

\* cited by examiner

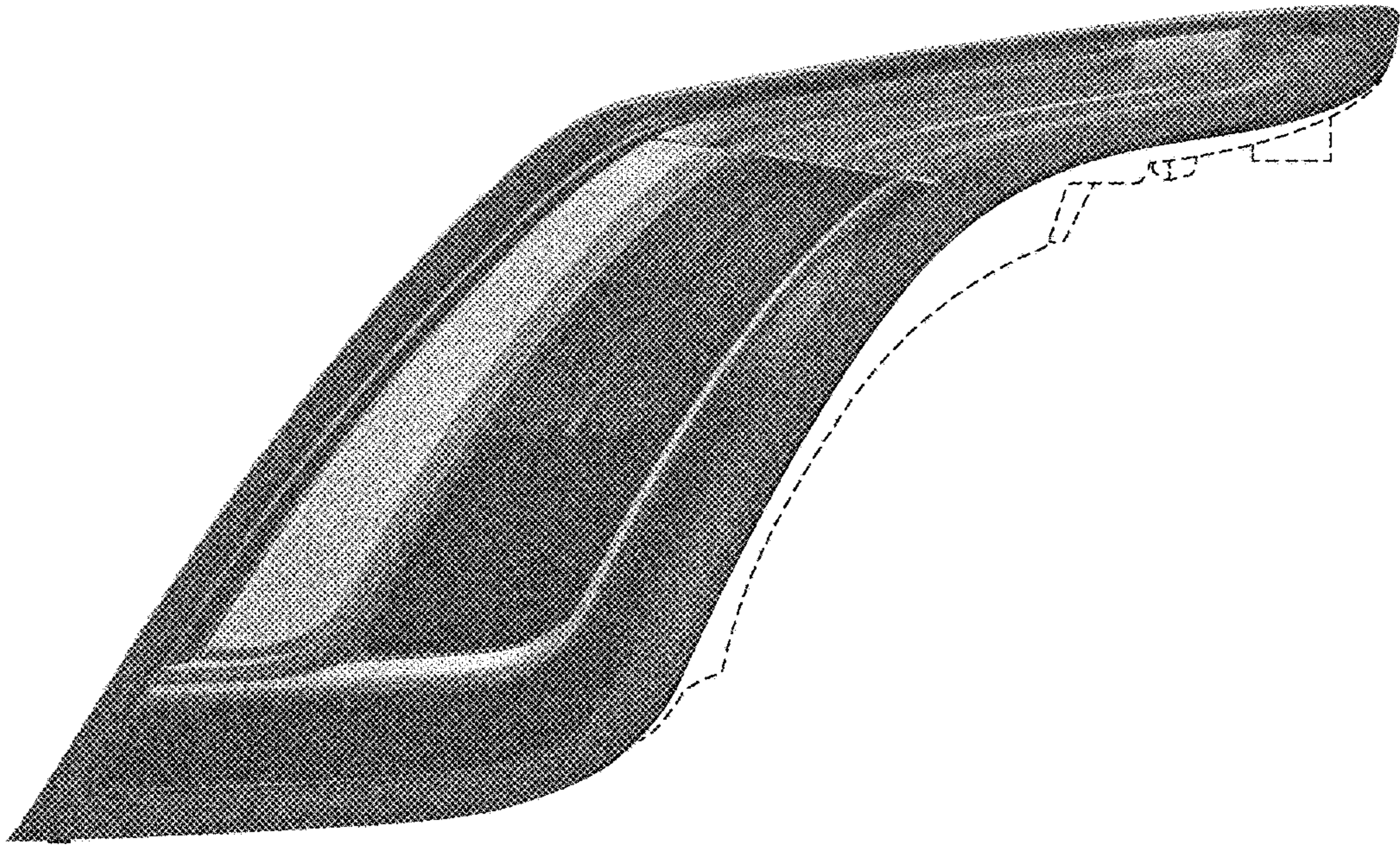


FIG. 1

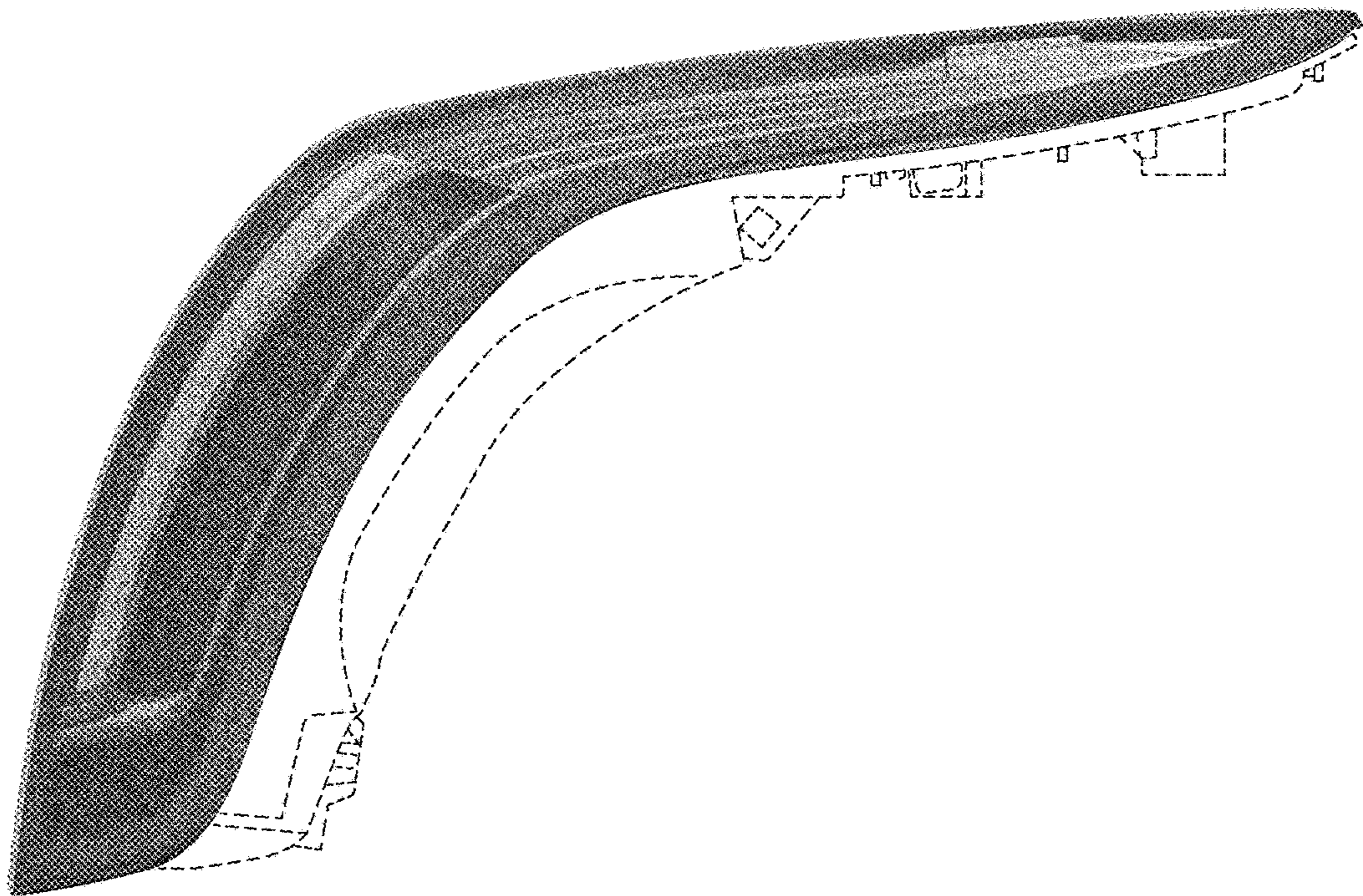


FIG. 2



FIG. 3

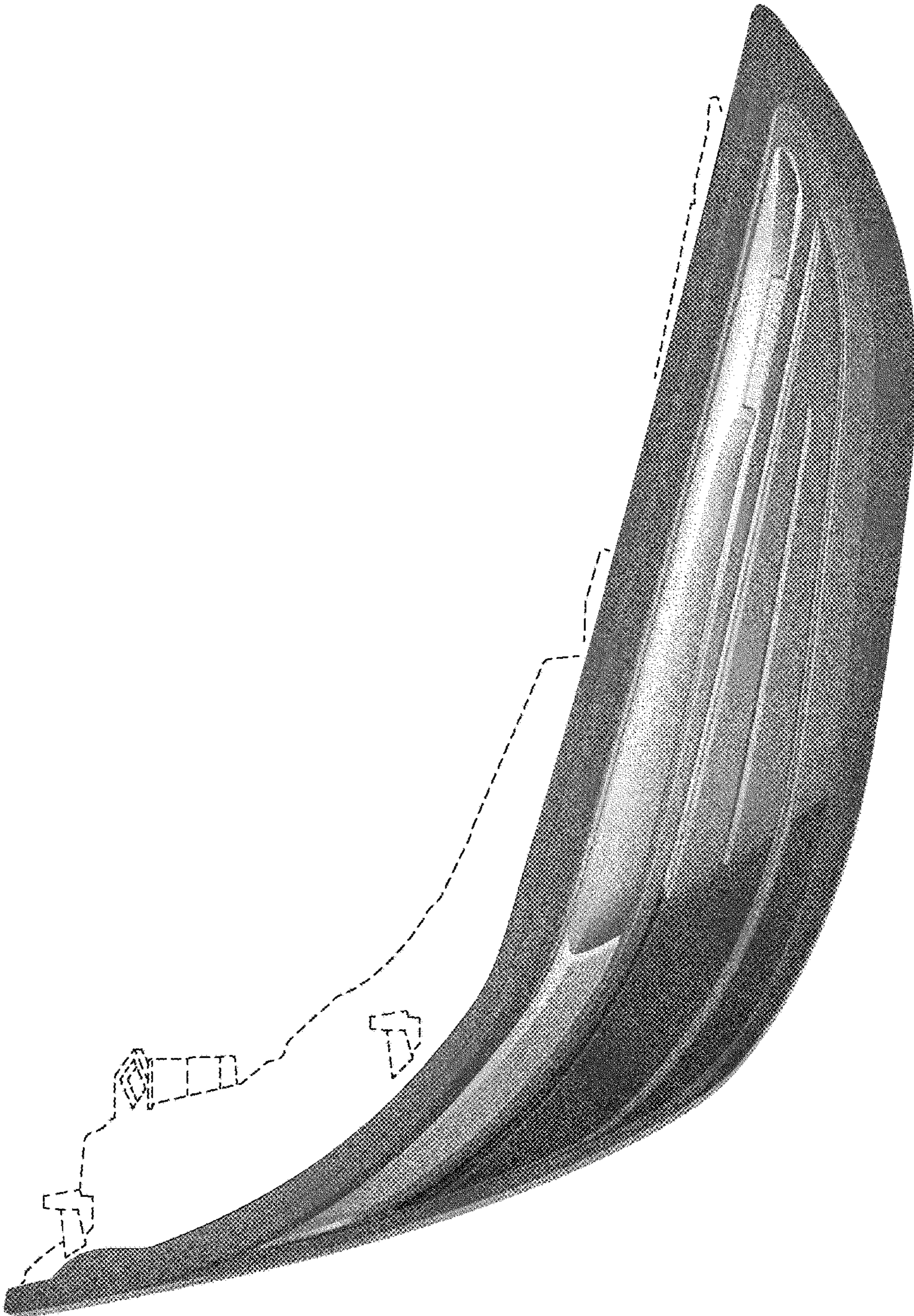


FIG. 4

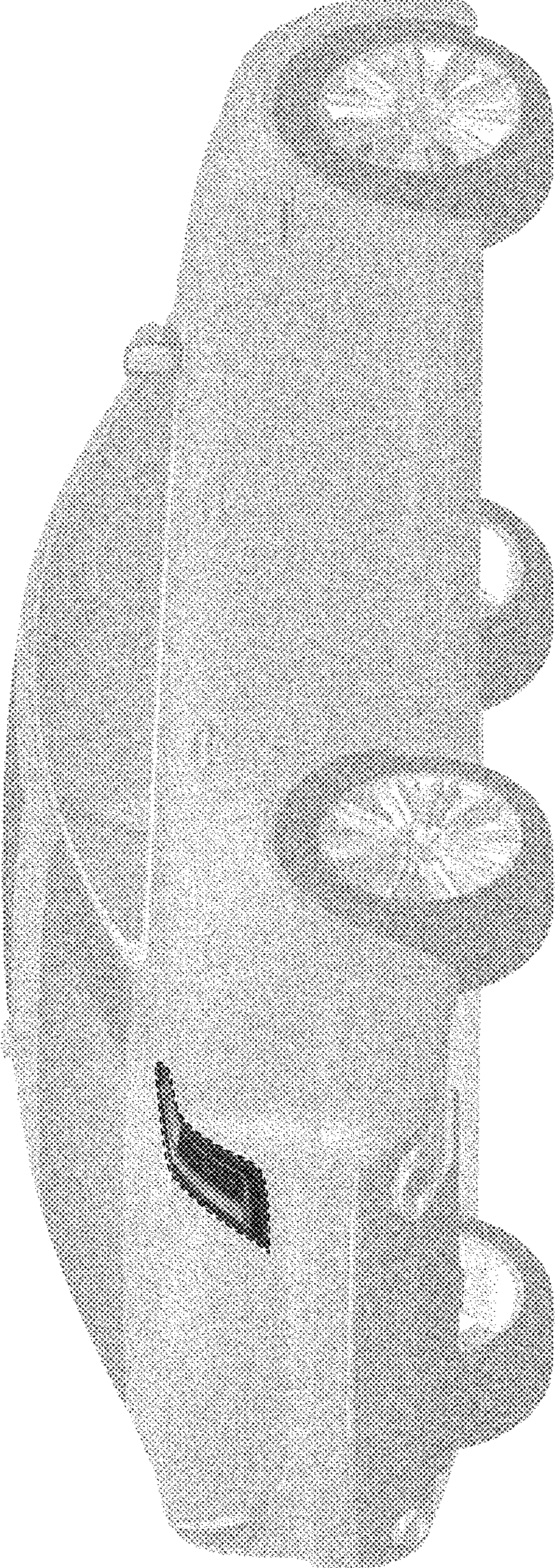


FIG. 5

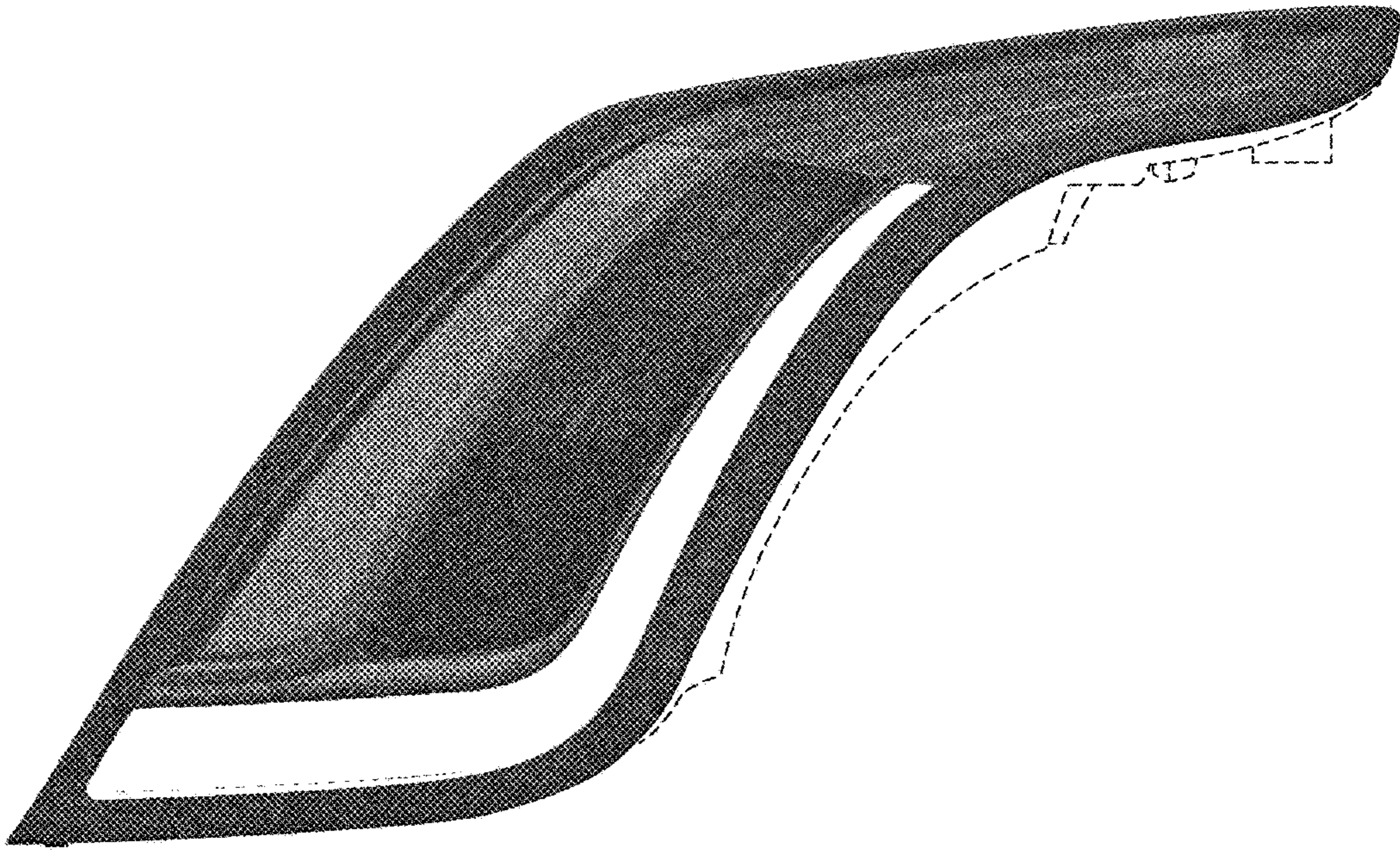


FIG. 6

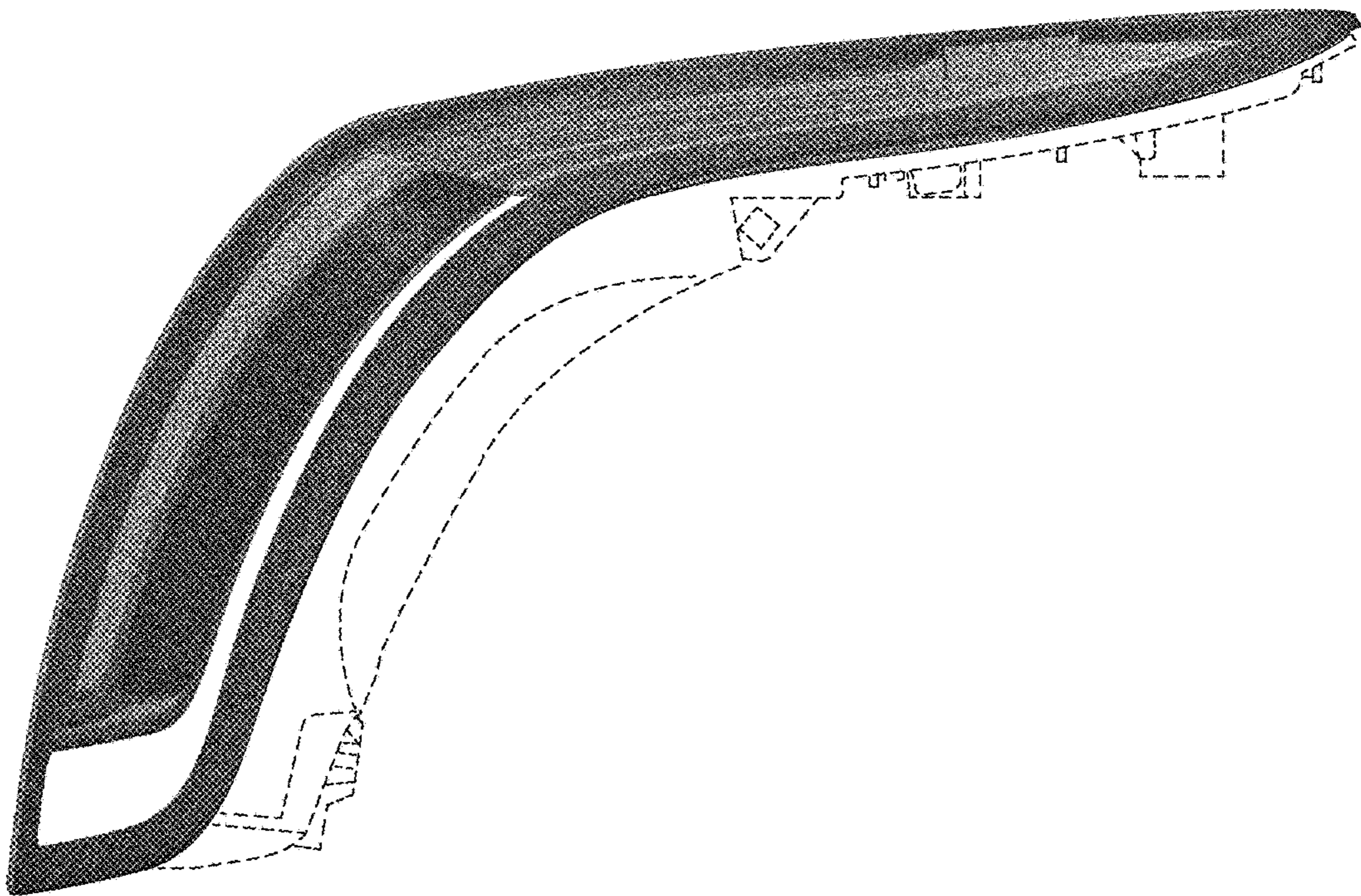


FIG. 7



FIG. 8



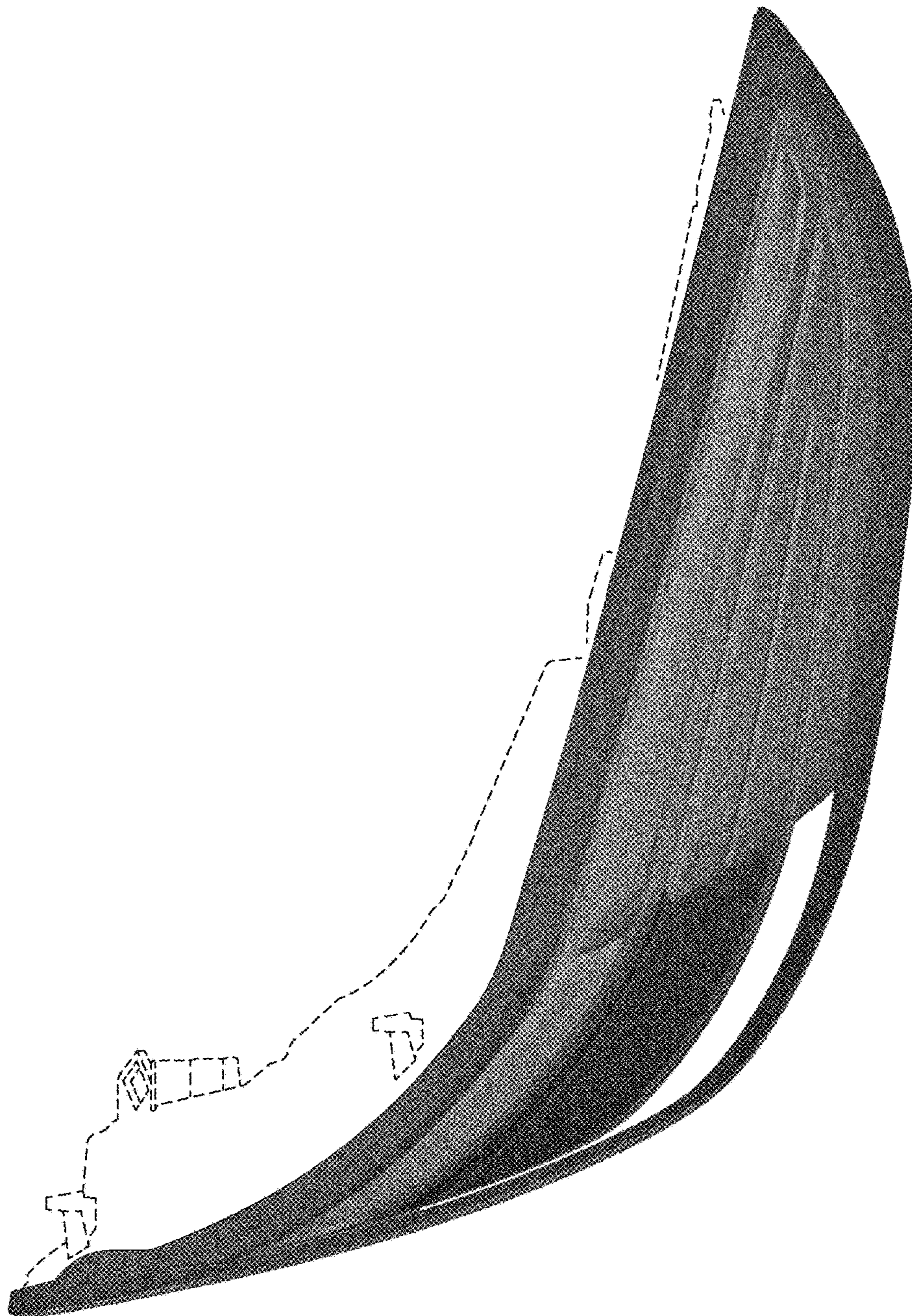


FIG. 9




FIG. 10