



US00D797305S

(12) **United States Design Patent**  
**Peak et al.**

(10) **Patent No.:** **US D797,305 S**

(45) **Date of Patent:** **\*\* Sep. 12, 2017**

(54) **BUILDING**

(71) Applicant: **Apple Inc.**, Cupertino, CA (US)

(72) Inventors: **Christopher Daniel Peak**, Oakland, CA (US); **Jonathan P. Siegel**, San Francisco, CA (US); **Christopher M. Green**, Woodside, CA (US); **David Nelson**, London (GB); **Stefan Behling**, London (GB); **David Summerfield**, Londond (GB); **James McGrath**, Cupertino, CA (US); **Peter Han**, New York, NY (US); **Adrian Parkinson**, New York, NY (US)

(73) Assignee: **Apple Inc.**, Cupertino, CA (US)

(\*\*) Term: **15 Years**

(21) Appl. No.: **29/553,504**

(22) Filed: **Feb. 2, 2016**

(51) **LOC (10) Cl.** ..... **25-03**

(52) **U.S. Cl.**  
USPC ..... **D25/25**

(58) **Field of Classification Search**  
USPC ..... D25/17, 22, 32, 33, 56, 57, 58, 59, 61, D25/138, 156, 159, 161, 162, 199  
CPC ... E04B 1/00; E04B 1/004; E04B 1/34; E04B 1/348; E04B 2/96; E04H 6/08; E06B 7/14  
See application file for complete search history.

(56) **References Cited**

U.S. PATENT DOCUMENTS

2,034,028 A	3/1936	Samuel	
D122,150 S	8/1940	Spencer	
3,256,651 A	6/1966	Kallman	
3,514,910 A	6/1970	Comm	
3,922,815 A *	12/1975	Hosooka	E06B 7/14 49/205
3,974,608 A *	8/1976	Grearson	E04B 2/96 52/235
4,055,923 A	11/1977	Biebuyck	

4,124,964 A *	11/1978	Juriss	E04B 1/02 52/745.03
4,283,895 A *	8/1981	Sukolics	E06B 3/26338 411/55
4,302,503 A *	11/1981	Mattimoe	B32B 17/10174 428/323
4,918,882 A	4/1990	Funk	
D311,775 S	10/1990	Brown	
D584,829 S	1/2009	Herbots	

(Continued)

*Primary Examiner* — Manpreet S Matharu

*Assistant Examiner* — Suzanne E Tisdell

(74) *Attorney, Agent, or Firm* — Sterne, Kessler, Goldstein & Fox P.L.L.C.

(57) **CLAIM**

The ornamental design for a building, as shown and described.

**DESCRIPTION**

FIG. 1 is a top perspective view of a building showing the claimed design

FIG. 2 is a top rear perspective view thereof;

FIG. 3 is a front view thereof;

FIG. 4 is a rear view thereof;

FIG. 5 is a right side view thereof;

FIG. 6 is a left side view thereof; and,

FIG. 7 is a top view thereof.

The dashed broken lines in the figures show portions of the building that form no part of the claimed design.

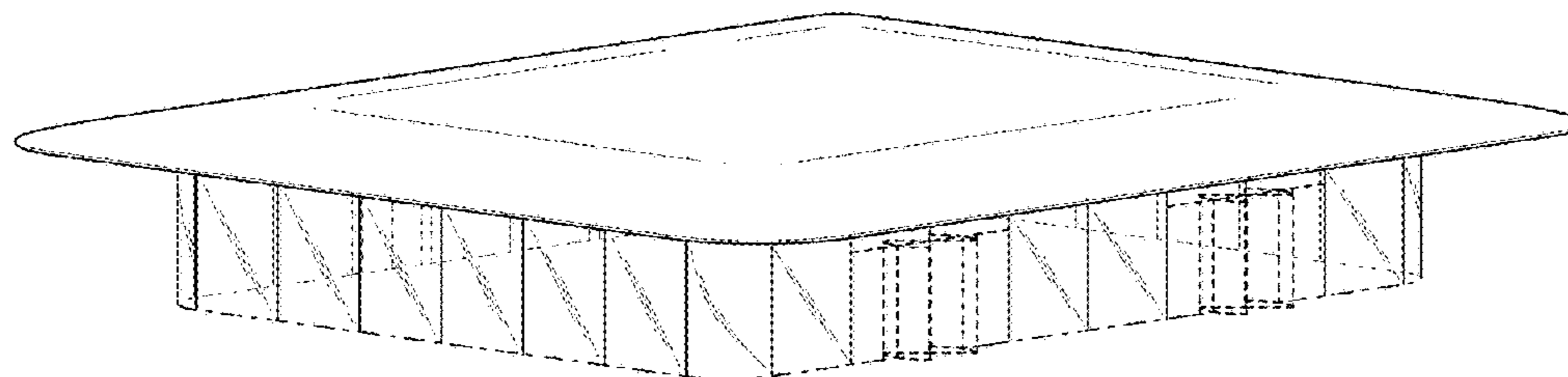
The dot-dash broken lines in the figures show boundaries that form no part of the claimed design.

The shade lines in the figures show contour and not surface ornamentation.

The oblique shade lines in the figures show transparency or translucency.

Portions of the building not shown in the figures form no part of the claimed design.

**1 Claim, 7 Drawing Sheets**



(56)

**References Cited**

U.S. PATENT DOCUMENTS

D612,516 S \* 3/2010 Stainton ..... D25/33  
D627,482 S \* 11/2010 Dalo ..... D25/32  
D627,483 S \* 11/2010 Dalo ..... D25/32  
D656,240 S 3/2012 Andreini et al.  
D659,853 S 5/2012 Backus et al.  
D701,328 S \* 3/2014 Kopish ..... D25/103  
8,689,932 B2 4/2014 Dupont  
D712,067 S 8/2014 Backus et al.  
D720,082 S 12/2014 O'Callaghan et al.  
D722,180 S \* 2/2015 Gowrie ..... D25/22  
D723,185 S \* 2/2015 Moyer ..... D25/59  
D750,274 S \* 2/2016 O'Callaghan ..... D25/33  
D750,275 S \* 2/2016 O'Callaghan ..... D25/33  
D760,922 S \* 7/2016 Bilge ..... D25/138  
D760,923 S \* 7/2016 Bilge ..... D25/138  
D771,836 S \* 11/2016 Siegel ..... D25/33  
2003/0029101 A1 2/2003 Lyons  
2012/0096777 A1 4/2012 Backus et al.

\* cited by examiner

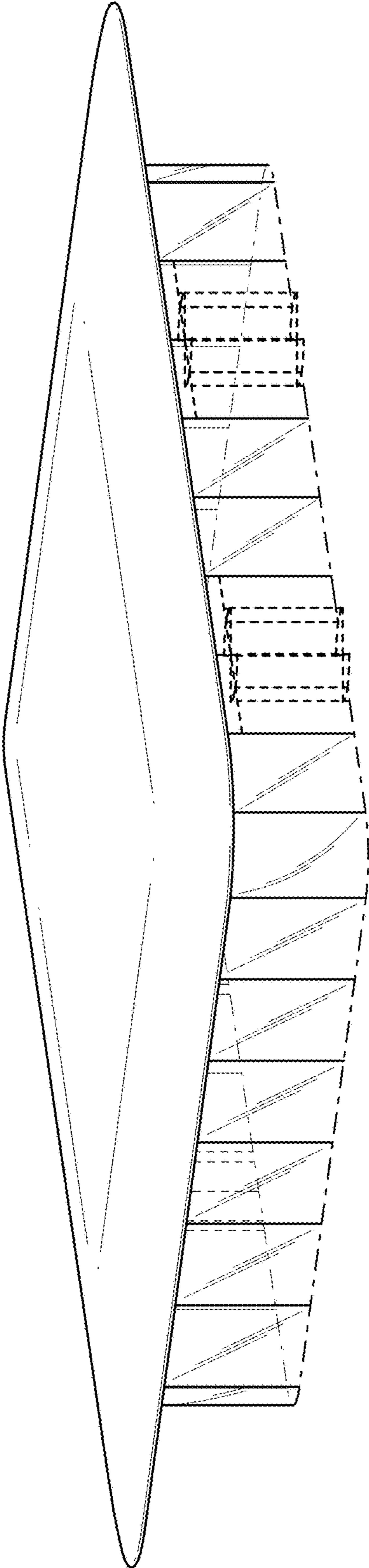


FIG. 1

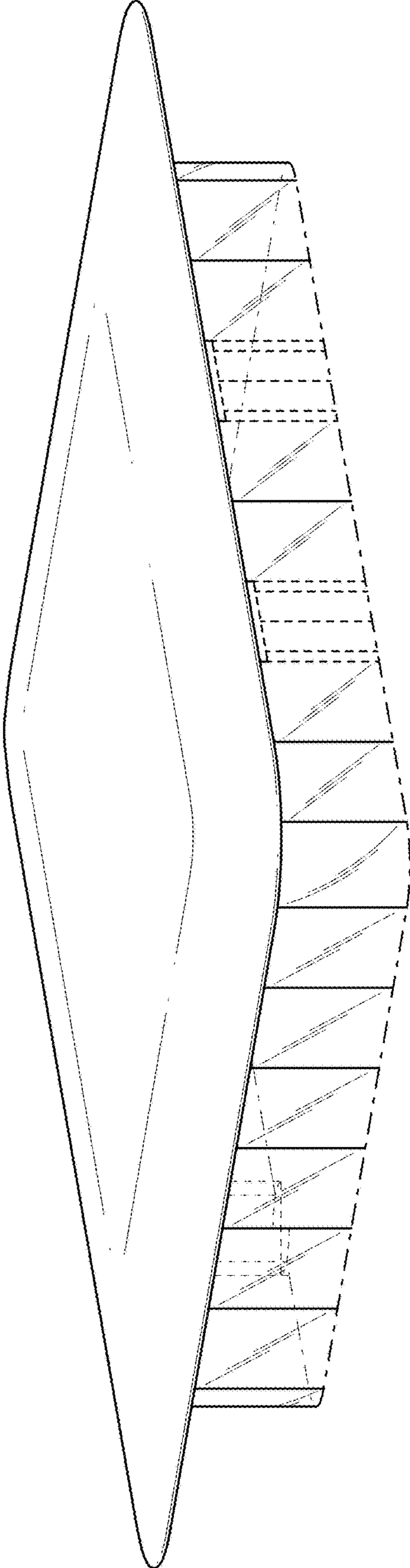


FIG. 2

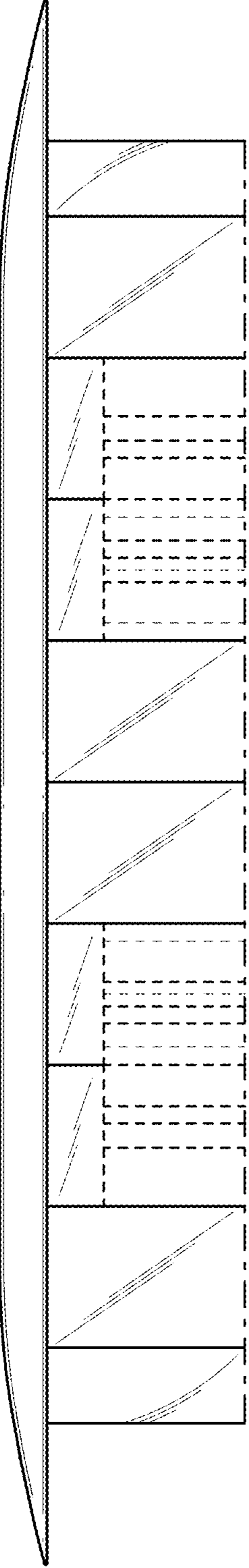


FIG. 3

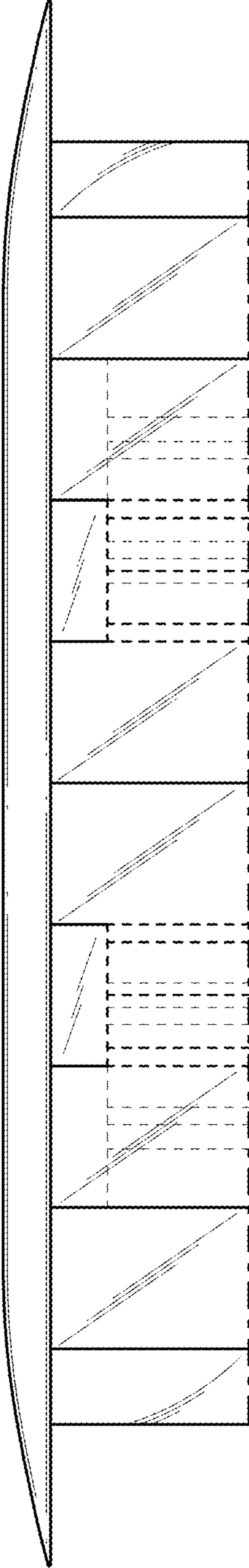


FIG. 4

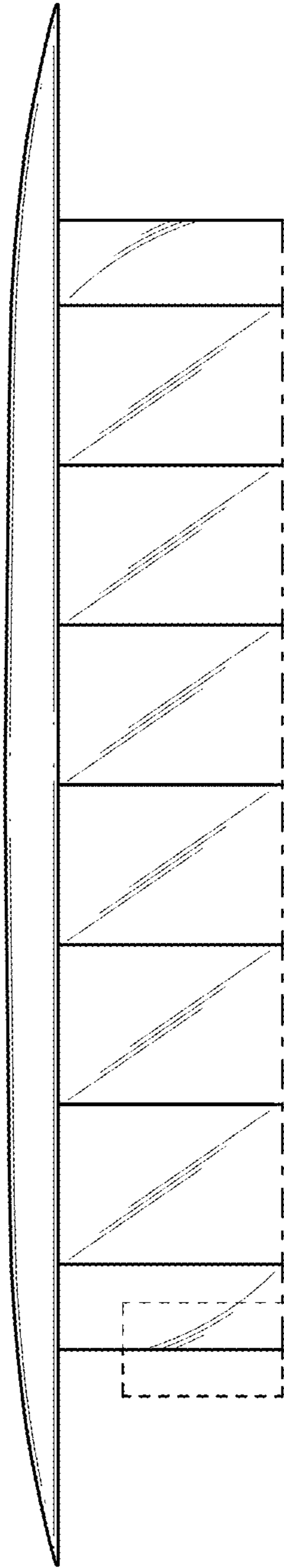


FIG. 5



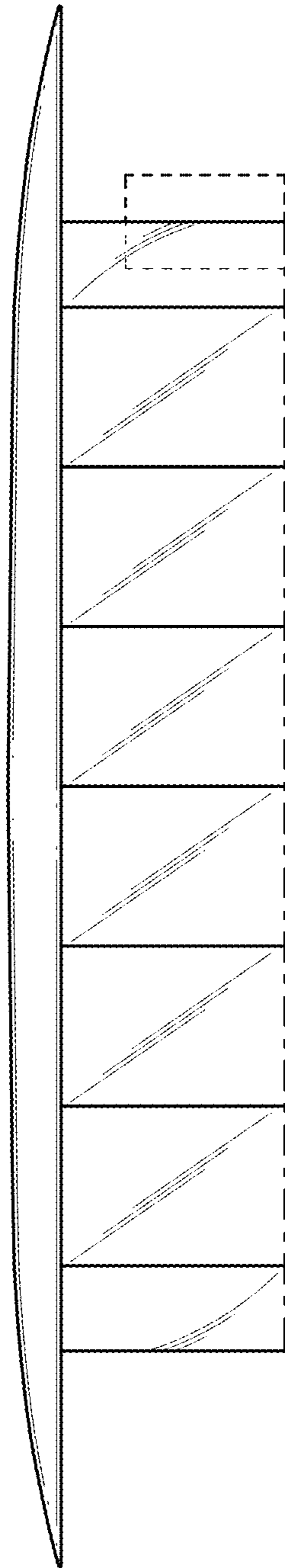


FIG. 6






FIG. 7