



US00D797298S

(12) **United States Design Patent** (10) **Patent No.:** **US D797,298 S**  
**Muller** (45) **Date of Patent:** **\*\* Sep. 12, 2017**

(54) **ELECTRICAL MIGRAINE TREATMENT DEVICE**  
(71) Applicant: **CEFALY TECHNOLOGY SPRL**, Herstal (BE)  
(72) Inventor: **Pierre-Yves Muller**, Collonge-Bellerive (CH)  
(\*\*) Term: **15 Years**  
(21) Appl. No.: **35/500,515**  
(22) Filed: **Jul. 30, 2015**  
(80) **Hague Agreement Data**  
Int. Filing Date: **Jul. 30, 2015**  
Int. Reg. No.: **DM/088893**  
Int. Reg. Date: **Jul. 30, 2015**  
Int. Reg. Pub. Date: **Jan. 22, 2016**

(30) **Foreign Application Priority Data**  
Feb. 19, 2015 (EM) ..... 002637439-0001  
(51) **LOC (10) Cl.** ..... **24-99**  
(52) **U.S. Cl.**  
USPC ..... **D24/188**  
(58) **Field of Classification Search**  
USPC ..... D24/188, 118, 191, 200, 186, 108, 164, D24/158, 206  
CPC ..... A61H 1/0285  
See application file for complete search history.

(56) **References Cited**  
U.S. PATENT DOCUMENTS  
D492,781 S \* 7/2004 Vielhaber ..... D24/164  
D616,103 S \* 5/2010 Ford-Robertson ..... D24/200

D622,402 S \* 8/2010 Ivey ..... A61H 1/0285 D24/188  
D683,020 S \* 5/2013 Boutte ..... D24/158  
D715,452 S \* 10/2014 Schiavon ..... D24/200  
D715,454 S \* 10/2014 Riggons ..... D24/206  
D731,072 S \* 6/2015 van den Dries ..... D24/200  
D732,677 S \* 6/2015 Kristensen ..... D24/200  
D737,988 S \* 9/2015 Tsai ..... D24/200  
D751,214 S \* 3/2016 Guarraia ..... D24/200  
D751,722 S \* 3/2016 Guarraia ..... D24/200  
D752,766 S \* 3/2016 Guarraia ..... D24/200  
D753,316 S \* 4/2016 Guarraia ..... D24/200  
D757,931 S \* 5/2016 Pulie ..... D24/118  
D761,968 S \* 7/2016 Taylor ..... D24/191  
D762,307 S \* 7/2016 Fagerstrom ..... D24/200  
D762,863 S \* 8/2016 Kim ..... D24/186  
D764,048 S \* 8/2016 Bjelovuk ..... D24/108

\* cited by examiner

*Primary Examiner* — Rhea Shields


(57) **CLAIM**

The ornamental design for an electrical migraine treatment device, as shown and described.

**DESCRIPTION**


1. Electrical migraine treatment device  
1.1 is a front perspective view;  
1.2 is a side view;  
1.3 is a rear view;  
1.4 is a rear perspective view;  
1.5 is a top view; and  
1.6 is a front view.  
In the drawings, the broken lines are for the purpose of illustrating environment only and form no part of the claimed design.

**1 Claim, 6 Drawing Sheets**






**1.1**





# 1.2






**1.3**




**1.4**





**1.5**



**1.6**

