



US00D797291S

(12) **United States Design Patent** (10) **Patent No.:** **US D797,291 S**
Padwa (45) **Date of Patent:** **** Sep. 12, 2017**

(54) **HANDLE FOR SURGICAL TOOL**
(71) Applicant: **ORCA SURGICAL LTD**, Caesarea (IL)
(72) Inventor: **Alex Padwa**, Tel Aviv (IL)
(73) Assignee: **ORCA SURGICAL LTD**, Caesarea (IL)

D345,290 S * 3/1994 Sauber D8/107
D494,833 S * 8/2004 Macor D8/107
D534,783 S * 1/2007 Tung D8/107
D566,515 S * 4/2008 Settles D8/107
D686,728 S * 7/2013 Chen D24/144
D740,939 S * 10/2015 Canady D24/147
D749,732 S * 2/2016 Canady D24/147
D749,733 S * 2/2016 Canady D24/147
D753,301 S * 4/2016 Fiksen D24/144
2016/0051313 A1 * 2/2016 Canady A61B 18/1482
606/39

(**) Term: **15 Years**

* cited by examiner

(21) Appl. No.: **29/573,260**

Primary Examiner — Robert M Spear

(22) Filed: **Aug. 4, 2016**

Assistant Examiner — Eliza Bennett-Hattan

(30) **Foreign Application Priority Data**

(74) *Attorney, Agent, or Firm* — The Roy Gross Law Firm, LLC; Roy Gross

Feb. 4, 2016 (EM) 002972562

(51) **LOC (10) Cl.** **24-02**

(52) **U.S. Cl.**
USPC **D24/147**

(57) **CLAIM**

(58) **Field of Classification Search**
USPC D24/133, 126, 140, 119, 146, 147, 144,
D24/135, 141, 138, 137, 145, 150, 172;
D6/323; D4/121, 137; D8/307, 57, 52,
D8/56, 93, 47, 107, 300; D19/125, 199,
D19/72, 183; D15/142

The ornamental design for a handle for surgical tool, as shown and described.

CPC A61M 2005/3132; A61M 39/223; A61M
5/1408; A61M 5/31596; A61M 5/30;
A61M 2005/3104; A61M 2005/3267;
A61M 2205/18; A61M 2205/35; A61M
2205/50; A61M 2205/8206; A61M
5/14566; A61M 5/31581

DESCRIPTION

See application file for complete search history.

FIG. 1 is a front isometric view of a handle for surgical tool in accordance with the new design;
FIG. 2 is a front view thereof;
FIG. 3 is a rear view thereof;
FIG. 4 is a left side elevation view thereof;
FIG. 5 is a front view thereof; and,
FIG. 6 is a rear view thereof.

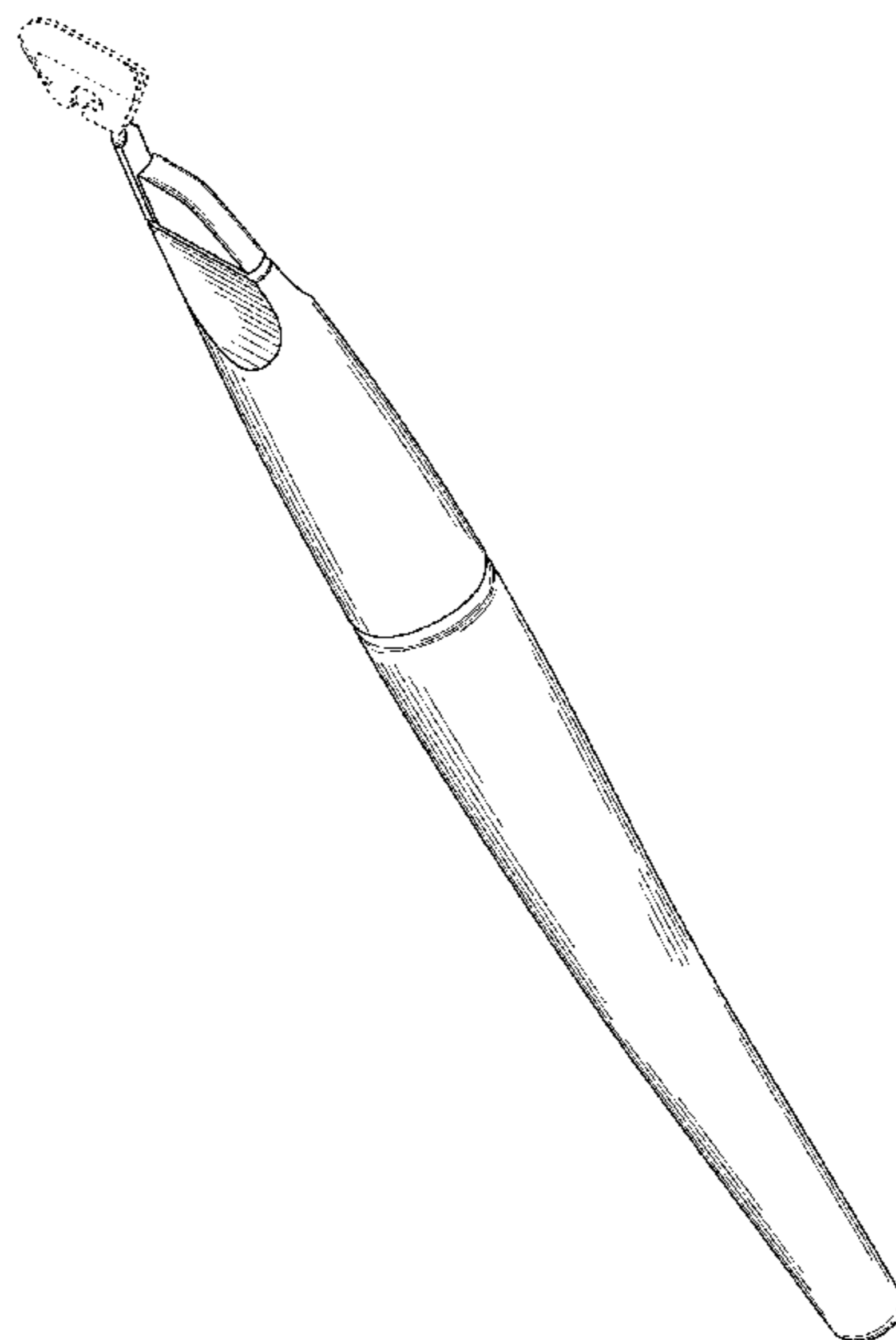
(56) **References Cited**

The broken lines shown in FIGS. 1-6 are directed to environment only; the broken lines form no part of the claimed design.

U.S. PATENT DOCUMENTS

D185,824 S * 8/1959 Armstrong D19/199
D189,170 S * 11/1960 Lovejoy D19/199

1 Claim, 3 Drawing Sheets



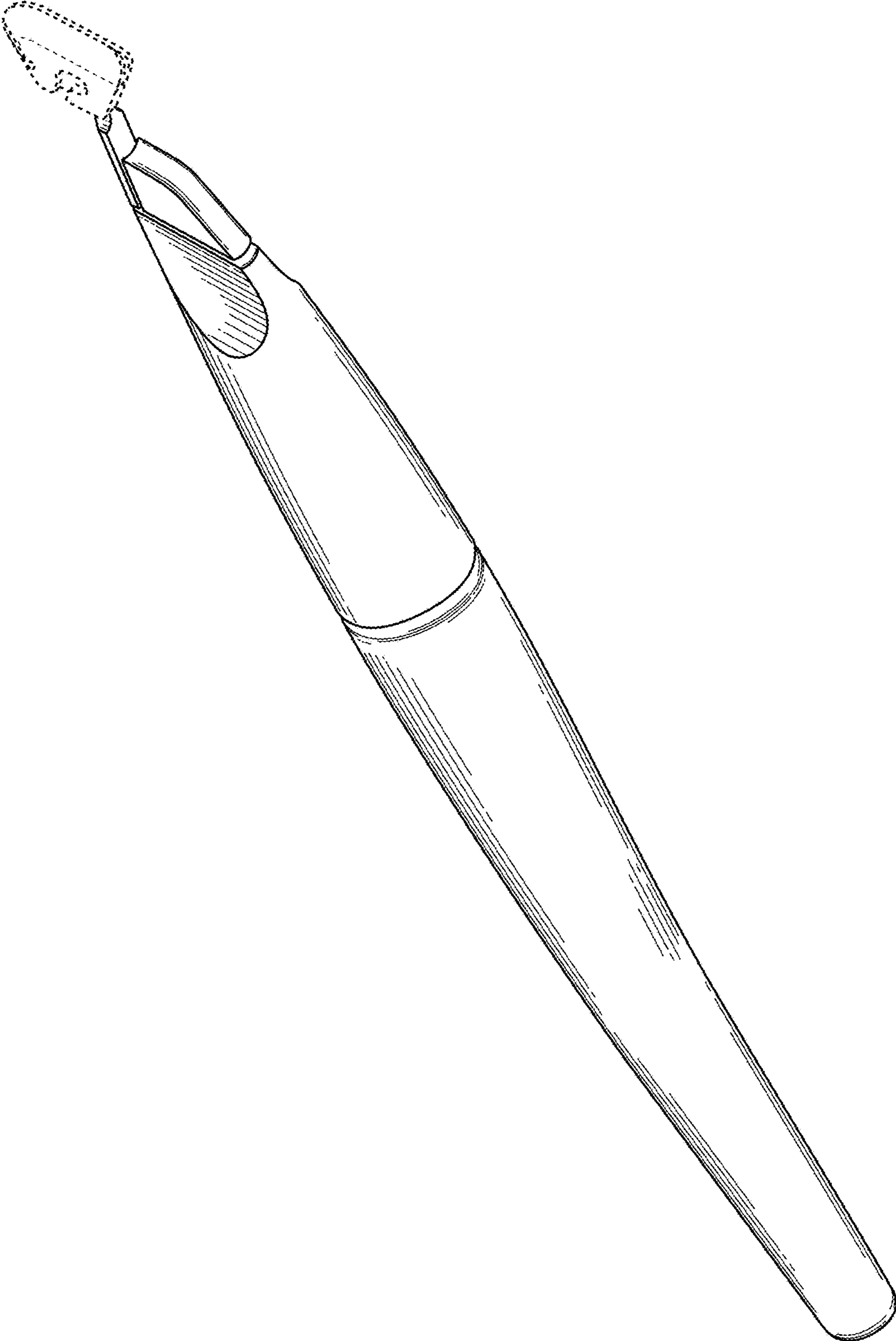


FIG. 1




FIG. 2



FIG. 3

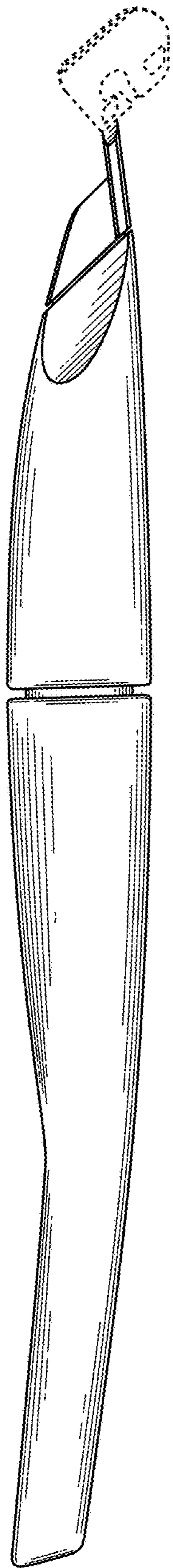


FIG. 4

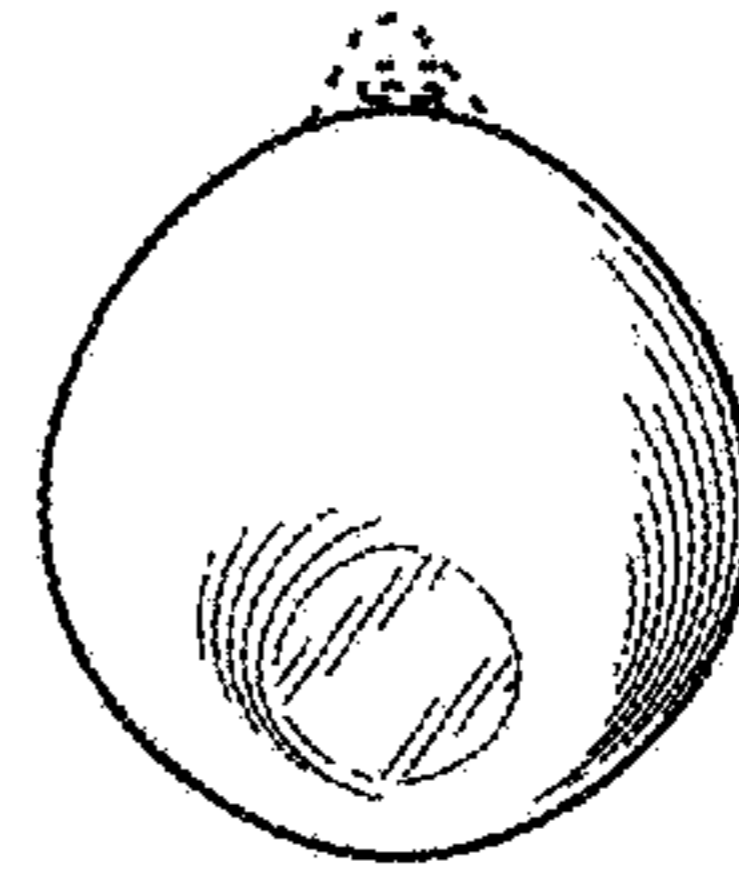


FIG. 5

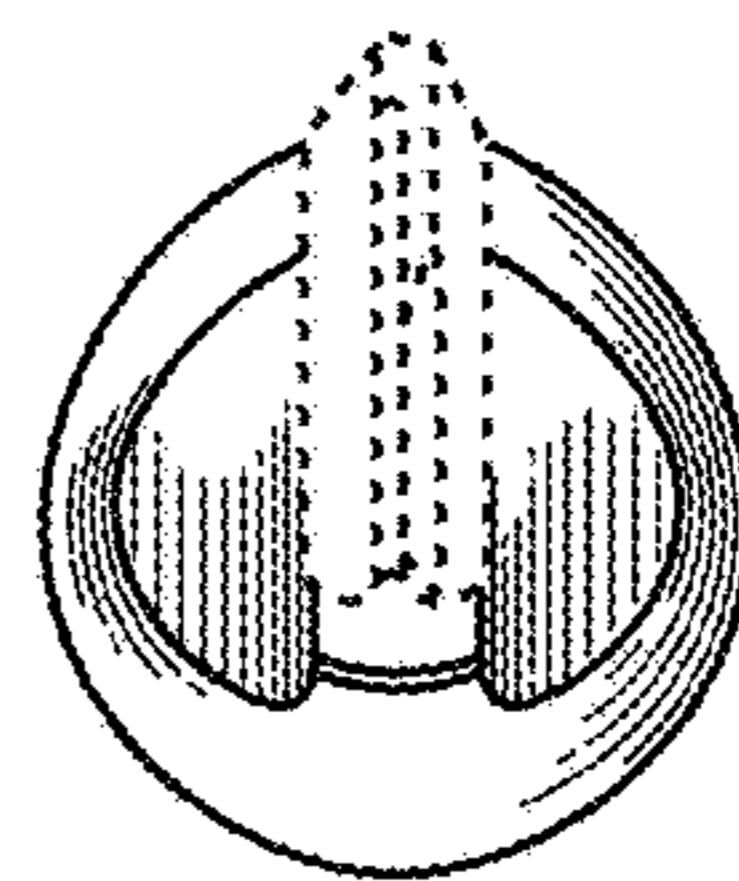


FIG. 6