



US00D797268S

(12) **United States Design Patent** (10) **Patent No.:** **US D797,268 S**  
**Park et al.** (45) **Date of Patent:** **\*\* Sep. 12, 2017**

(54) **AIR CONDITIONER**

(71) Applicant: **Samsung Electronics Co., Ltd.**,  
Suwon-si, Gyeonggi-do (KR)

(72) Inventors: **Jinsook Park**, Uiwang-si (KR);  
**Minkyung Choi**, Seoul (KR); **Yeaseul You**, Seoul (KR)

(73) Assignee: **SAMSUNG ELECTRONICS CO., LTD.**, Gyeonggi-Do (KR)

(\*\*) Term: **15 Years**

(21) Appl. No.: **29/542,606**

(22) Filed: **Oct. 15, 2015**

(30) **Foreign Application Priority Data**

Jul. 21, 2015 (KR) ..... 30-2015-0036802

(51) **LOC (10) Cl.** ..... **23-04**

(52) **U.S. Cl.**  
USPC ..... **D23/351**

(58) **Field of Classification Search**  
USPC ..... D23/333, 335, 341, 342, 351, 353, 354,  
D23/355, 356, 359, 364, 365, 370, 385,  
D23/386, 388, 393  
CPC .... F24F 1/00; F24F 1/0007; F24F 1/02; F24F  
1/08; F24F 1/42; F24F 1/56; F24F 1/60;  
F24F 3/044; F24F 3/048; F24F 3/16;  
F24F 7/00; F24F 7/04; F24F 12/001;  
F24F 12/006  
See application file for complete search history.

(56) **References Cited**

**U.S. PATENT DOCUMENTS**

5,184,879 A \* 2/1993 Brossardt ..... H02B 1/30  
312/236  
D454,187 S \* 3/2002 Wang ..... D23/351

D580,031 S \* 11/2008 Kim ..... D23/351  
D580,032 S \* 11/2008 Kim ..... D23/351  
D689,993 S \* 9/2013 Yoon ..... D23/351  
D689,994 S \* 9/2013 Jun ..... D23/351  
D701,596 S 3/2014 Yoo et al.  
D708,724 S \* 7/2014 Yoo ..... D23/351  
D717,419 S \* 11/2014 Choi ..... D23/351  
D729,363 S \* 5/2015 Choi ..... D23/351  
D777,892 S \* 1/2017 Bu ..... D23/351  
D778,416 S \* 2/2017 Bu ..... D23/351

**FOREIGN PATENT DOCUMENTS**

KR 300729251 S 2/2014  
KR 300709266 S 12/2014

\* cited by examiner

*Primary Examiner* — George D. Kirschbaum  
*Assistant Examiner* — Natasha Vujcic  
(74) *Attorney, Agent, or Firm* — Cantor Colburn LLP

(57) **CLAIM**

The ornamental design for an air conditioner, as shown and described.

**DESCRIPTION**

FIG. 1 is a perspective view of an air conditioner, showing our new design;  
FIG. 2 is a front view thereof;  
FIG. 3 is a rear view thereof;  
FIG. 4 is a left side view thereof;  
FIG. 5 is a right side view thereof;  
FIG. 6 is a top view thereof; and,  
FIG. 7 is a bottom view thereof.  
The broken lines illustrating portions of an air conditioner form no part of the claimed design.

**1 Claim, 7 Drawing Sheets**




FIG. 1

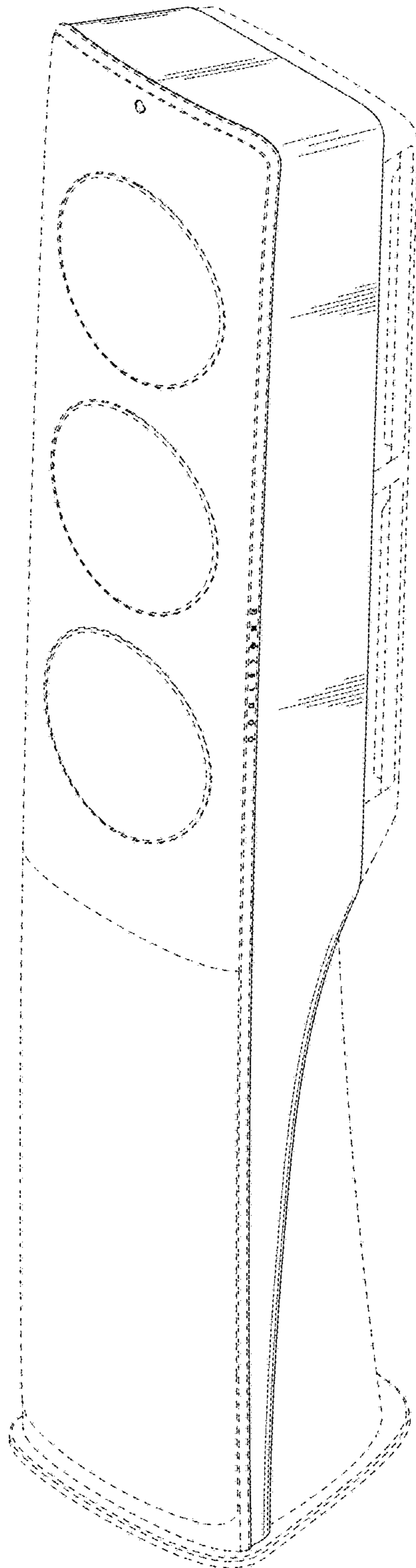


FIG. 2

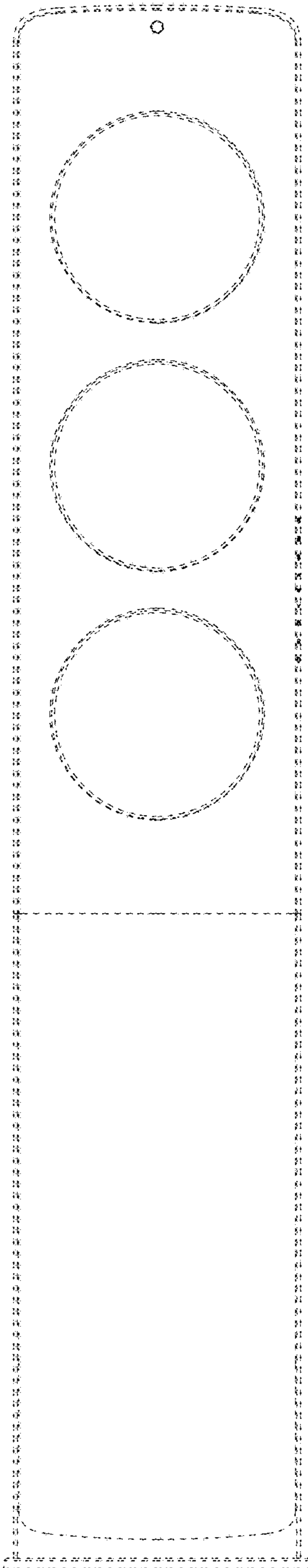


FIG. 3

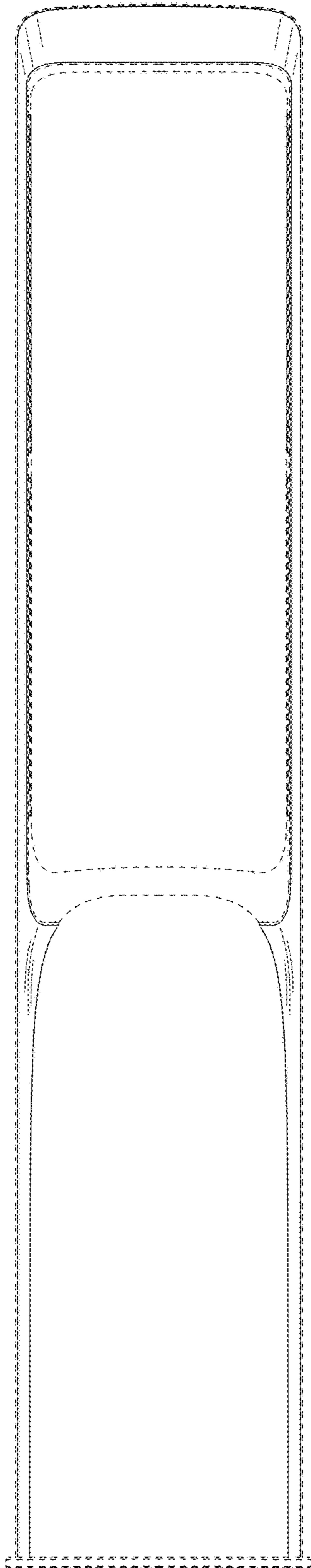


FIG. 4

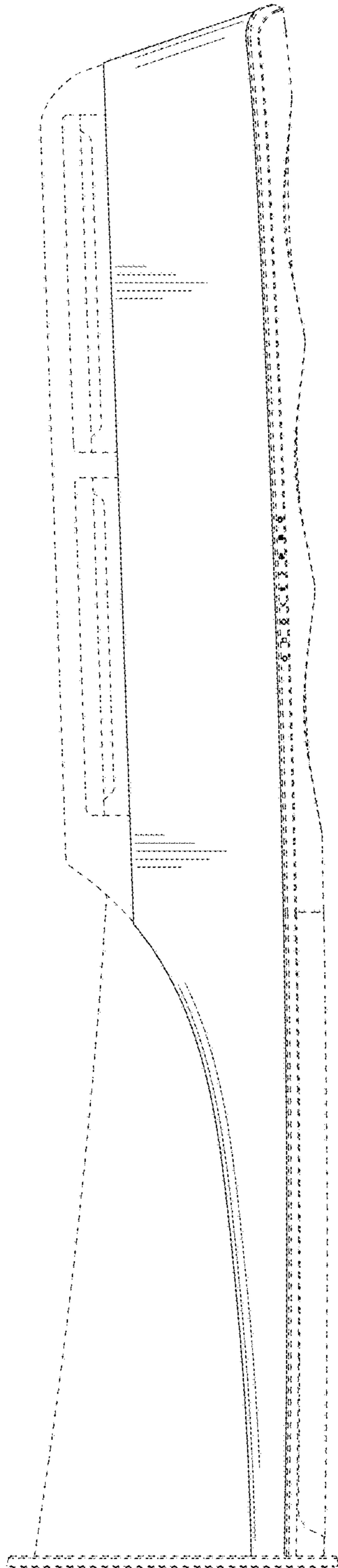


FIG. 5

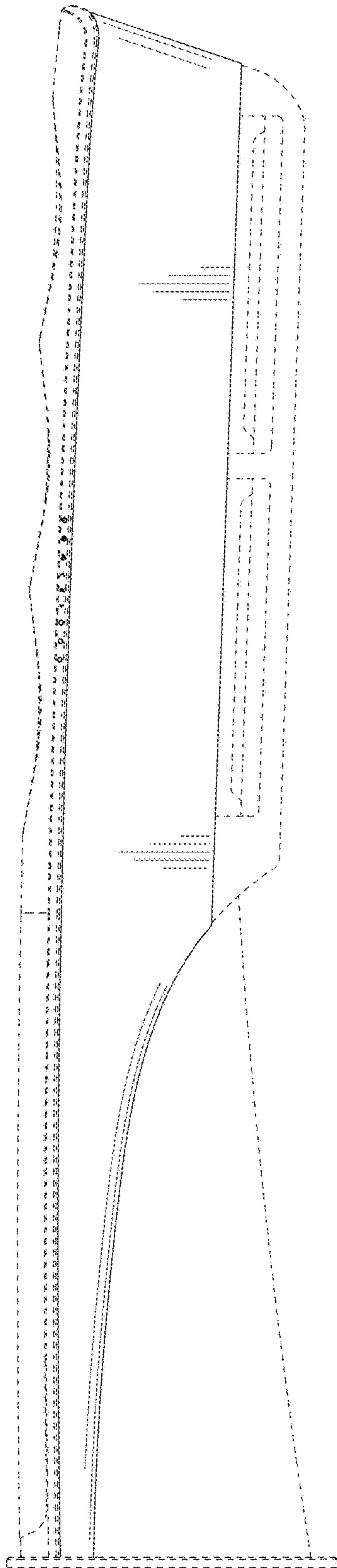


FIG. 6

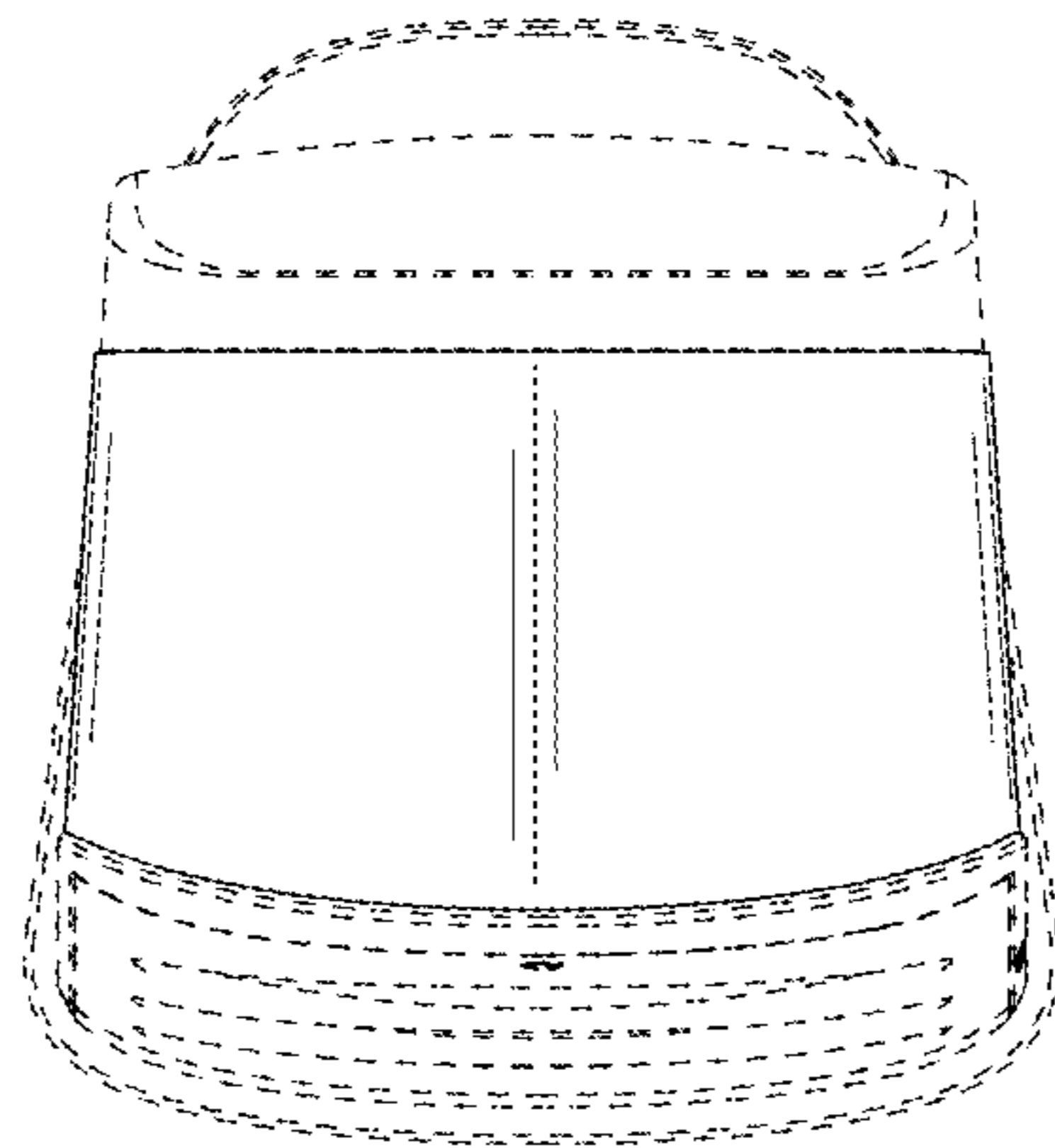


FIG. 7

