



US00D797259S

(12) **United States Design Patent**  
**Zhang**

(10) **Patent No.:** **US D797,259 S**

(45) **Date of Patent:** **\*\* Sep. 12, 2017**

(54) **SPOUT**

(71) Applicant: **Spectrum Brands, Inc.**, Middleton, WI (US)

(72) Inventor: **Tony Zhang**, Xiamen (CN)

(73) Assignee: **Spectrum Brands, Inc.**, Middleton, WI (US)

(\*\*) Term: **15 Years**

(21) Appl. No.: **29/558,293**

(22) Filed: **Mar. 16, 2016**

(51) **LOC (10) Cl.** ..... **23-01**

(52) **U.S. Cl.**  
USPC ..... **D23/257**

(58) **Field of Classification Search**  
USPC ..... D23/238-243, 249, 255, 257  
CPC ..... E03C 1/0404; E03C 1/0409; E03C 1/02;  
E03C 1/023; E03C 1/05; G05D 7/0629;  
Y10T 137/9464

See application file for complete search history.

(56) **References Cited**

**U.S. PATENT DOCUMENTS**

D404,467 S *	1/1999	Doughty	.....	D23/242
D485,331 S *	1/2004	Lin	.....	D23/241
D491,642 S	6/2004	Lin		
D492,009 S *	6/2004	Egee	.....	D23/257
D510,760 S	10/2005	Blomstrom		
D516,172 S	2/2006	Gilbert		
D528,639 S	9/2006	Singtoroj		
D538,892 S	3/2007	Gilbert		
D538,893 S	3/2007	Gilbert		
D566,818 S	4/2008	Kohler, Jr.		
D667,937 S	9/2012	Liao		
D681,174 S	4/2013	Liao		

D699,818 S	2/2014	Flowers et al.		
D704,808 S	5/2014	Flowers et al.		
D713,511 S	9/2014	Potter et al.		
D720,834 S	1/2015	Sedwick		
D746,414 S *	12/2015	Georgeson	.....	D23/257
D755,934 S	5/2016	Flowers et al.		

**FOREIGN PATENT DOCUMENTS**

CA	78489 A	12/1902
CA	103319 A	1/1907
CA	103091 S	2/2005
CA	105311 S	7/2005
CA	115318 S	12/2006
CA	151659 S	1/2015
CA	152058 S	1/2015
CA	160890 S	5/2015
IN	237269-0001	4/2012

\* cited by examiner

*Primary Examiner* — Robert Delehanty

(74) *Attorney, Agent, or Firm* — Banner & Witcoff, Ltd.

(57) **CLAIM**

The ornamental design for a spout, as shown and described.

**DESCRIPTION**

FIG. 1 is a front perspective view of a spout showing my new design;

FIG. 2 is a front view thereof;

FIG. 3 is a rear view thereof;

FIG. 4 is a right side view thereof;

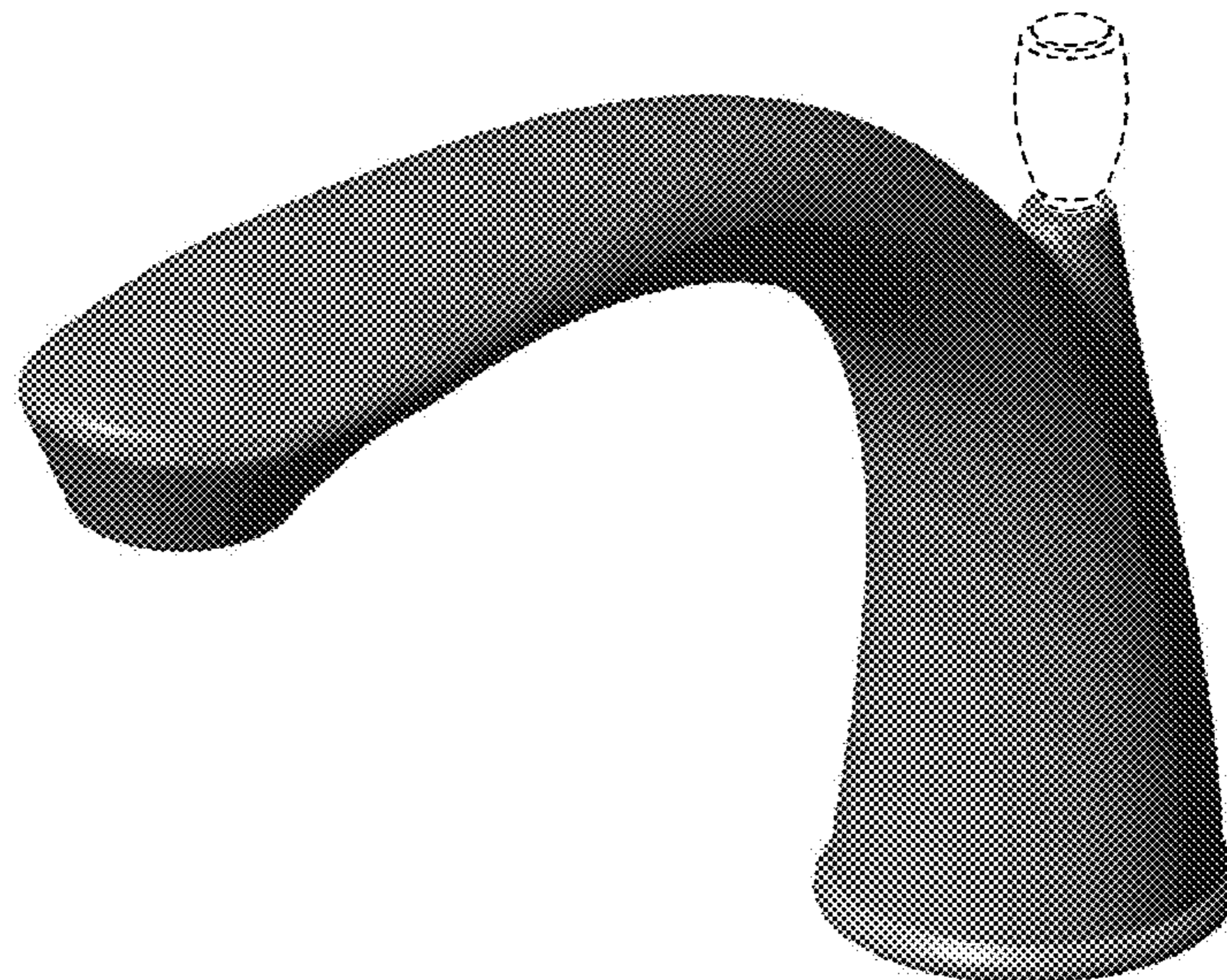
FIG. 5 is a left side view thereof;

FIG. 6 is a top view thereof; and,

FIG. 7 is a bottom view thereof.

The broken line showing of the plunger in FIGS. 1 and 3-6 and the interior of the base and spout opening in FIG. 7 is for environmental purposes only and forms no part of the claimed design.

**1 Claim, 5 Drawing Sheets**






FIG. 1




FIG. 2

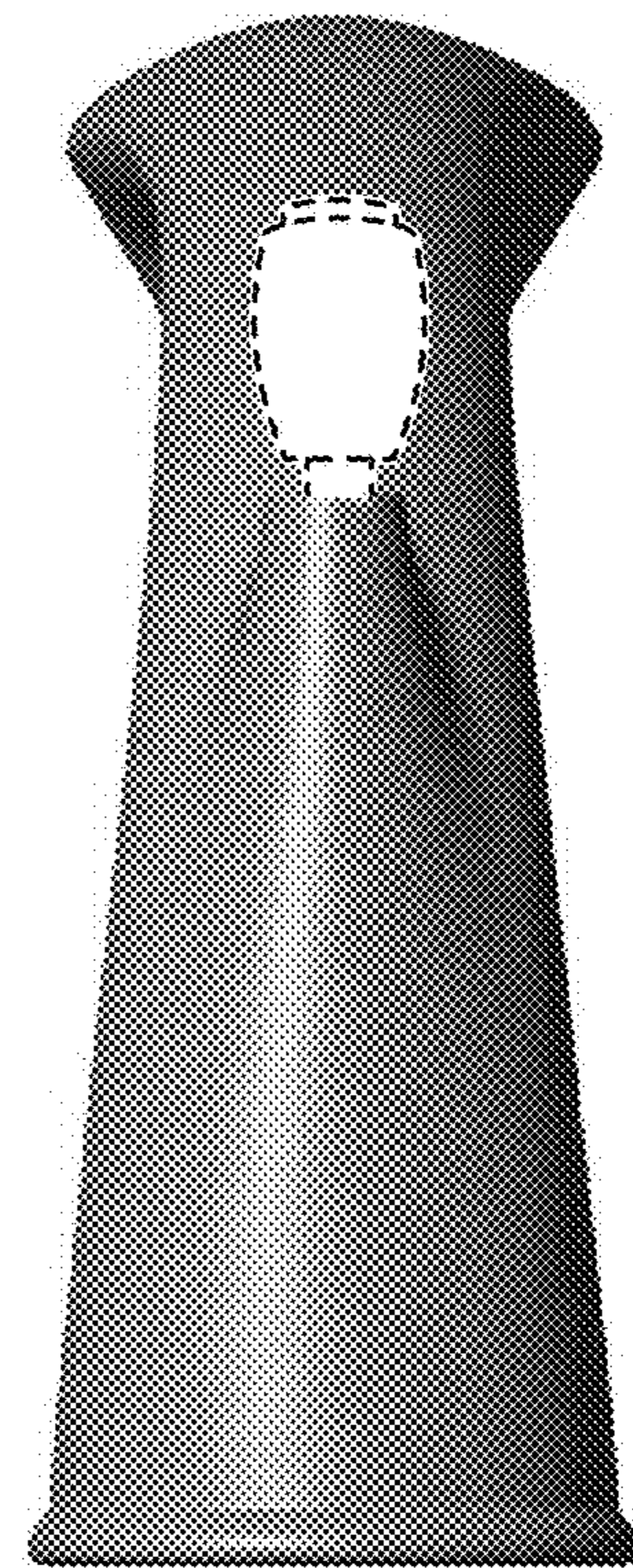


FIG. 3



FIG. 4



FIG. 5




FIG. 6




FIG. 7