



US00D797257S

(12) **United States Design Patent** (10) **Patent No.:** **US D797,257 S**
Potter (45) **Date of Patent:** **** Sep. 12, 2017**

(54) **FAUCET SPRAY HEAD**
(71) Applicant: **Spectrum Brands, Inc.**, Middleton, WI (US)
(72) Inventor: **Cameron Potter**, Fullerton, CA (US)
(73) Assignee: **Spectrum Brands, Inc.**, Middleton, WI (US)
(**) Term: **15 Years**

D703,790 S 4/2014 Mazz et al.
D707,799 S 6/2014 Hanna et al.
D717,400 S 11/2014 Hanna et al.
D717,914 S 11/2014 Hanna et al.
D719,242 S 12/2014 Kim et al.
D719,642 S 12/2014 Kim et al.
D723,661 S 3/2015 Zhang
D723,665 S 3/2015 Kulig
D729,348 S 5/2015 Kulig
D736,898 S 8/2015 Garland
D737,936 S 9/2015 Pony
D746,413 S 12/2015 Hanna
D747,442 S 1/2016 Mazz et al.

(Continued)

(21) Appl. No.: **29/559,875**

(22) Filed: **Mar. 31, 2016**

(51) **LOC (10) Cl.** **23-01**

(52) **U.S. Cl.**
USPC **D23/255**

(58) **Field of Classification Search**
USPC D23/238-243, 249, 255, 257
CPC A47K 3/28; A47L 17/00; E03C 1/0401;
E03C 1/0404; E03C 1/057; E03C 1/0409;
E03C 1/05; Y10T 29/49826; G05D
7/0629; F16K 19/006
See application file for complete search history.

FOREIGN PATENT DOCUMENTS

EM 001949736-0002 11/2011
EM 001949736-0004 11/2011
WO D036035-002 9/1995

(Continued)

Primary Examiner — Robert A Delehanty
(74) *Attorney, Agent, or Firm* — Banner & Witcoff, Ltd.

(57) **CLAIM**

The ornamental design for a faucet spray head, as shown and described.

DESCRIPTION

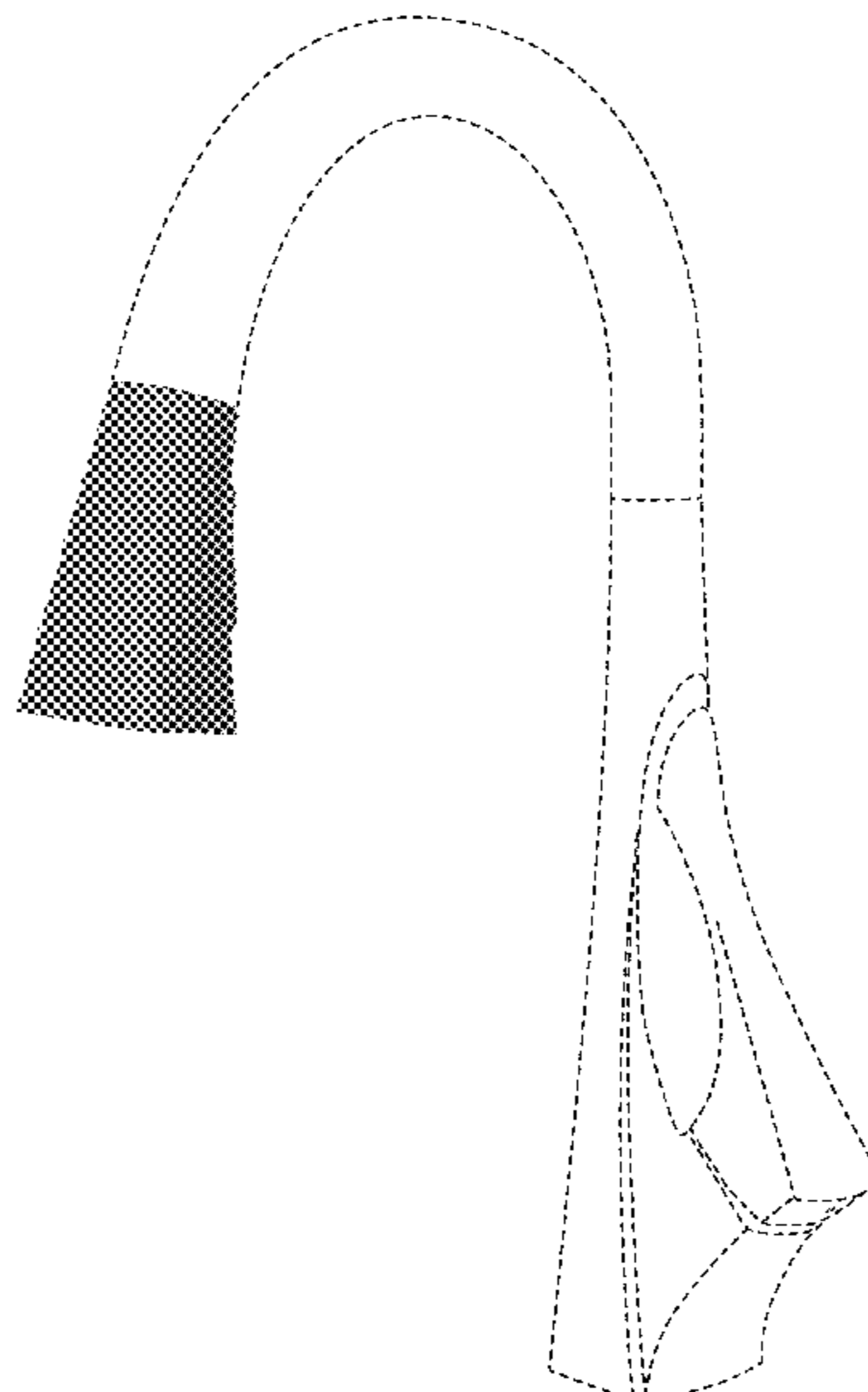
FIG. 1 is a front perspective view of a faucet spray head showing my new design;
FIG. 2 is a front view thereof;
FIG. 3 is a right side view thereof;
FIG. 4 is a left side view thereof;
FIG. 5 is a top view thereof;
FIG. 6 is a bottom view thereof; and,
FIG. 7 is a cross-sectional view taken through line 7-7 of FIG. 3.
The broken line showing of the remainder represents unclaimed areas and forms no part of the claimed design.

1 Claim, 6 Drawing Sheets

(56) **References Cited**

U.S. PATENT DOCUMENTS

D443,337 S 6/2001 Mark et al.
D472,961 S 4/2003 Ziemann
D532,868 S 11/2006 Spangler et al.
D546,922 S 7/2007 Demmer et al.
D553,714 S 10/2007 Demmer et al.
D569,948 S 5/2008 Noth et al.
D603,021 S 10/2009 Roy
D620,558 S * 7/2010 Krumpe D23/238
D642,661 S 8/2011 Corbett
D677,760 S 3/2013 Romero
D693,905 S 11/2013 Ke et al.
D693,906 S 11/2013 Zhang et al.
D703,789 S 4/2014 Mazz et al.



(56)

References Cited

U.S. PATENT DOCUMENTS

D754,301 S * 4/2016 Bahler D23/255

FOREIGN PATENT DOCUMENTS

WO	D067782-009	10/2006
WO	D067782-010	10/2006
WO	D081033-001	6/2013
WO	D086397-002	5/2015
WO	D086448-003	5/2015
WO	D086448-005	5/2015
WO	D086448-006	5/2015
WO	D087247-002	8/2015

* cited by examiner

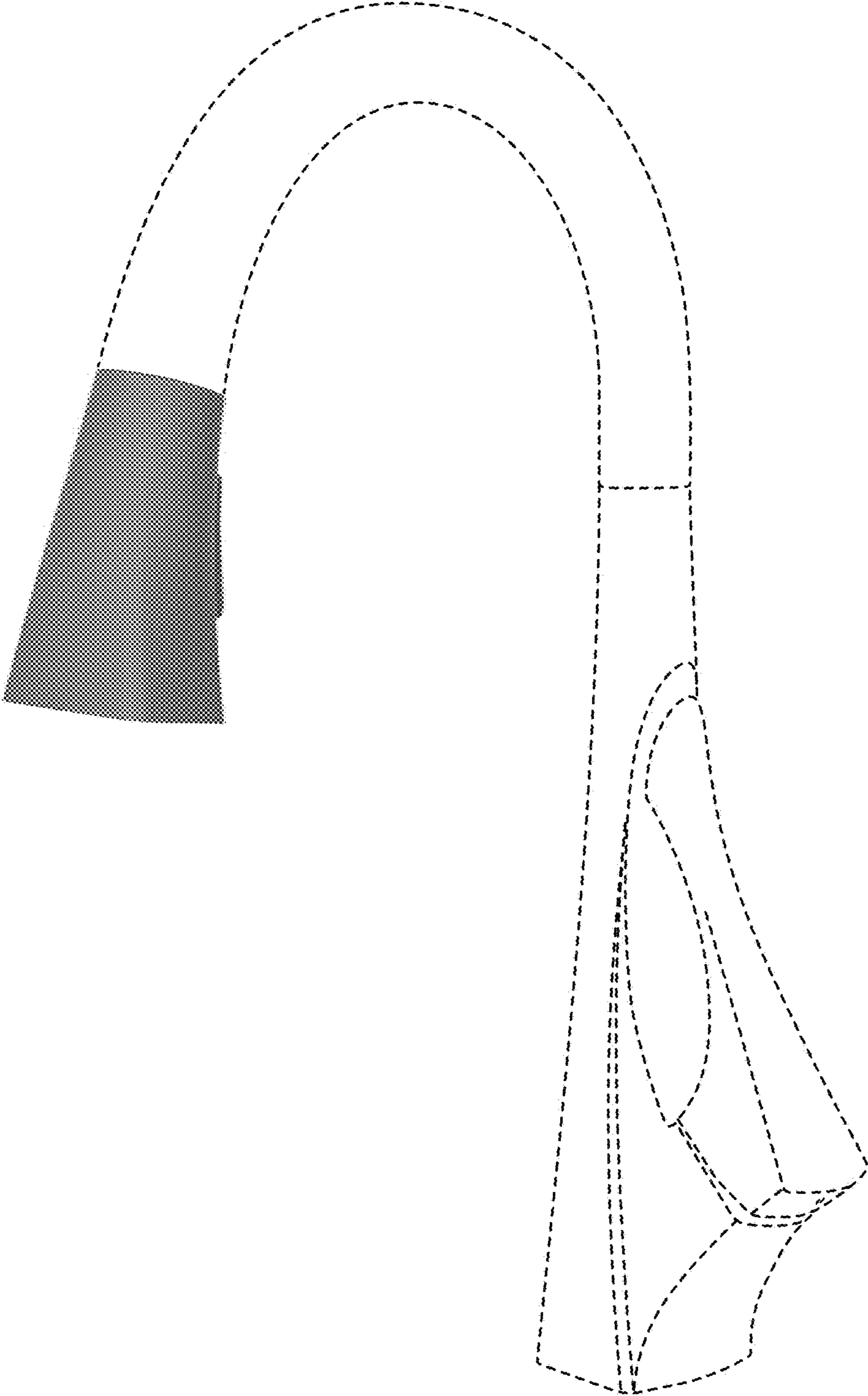


FIG. 1

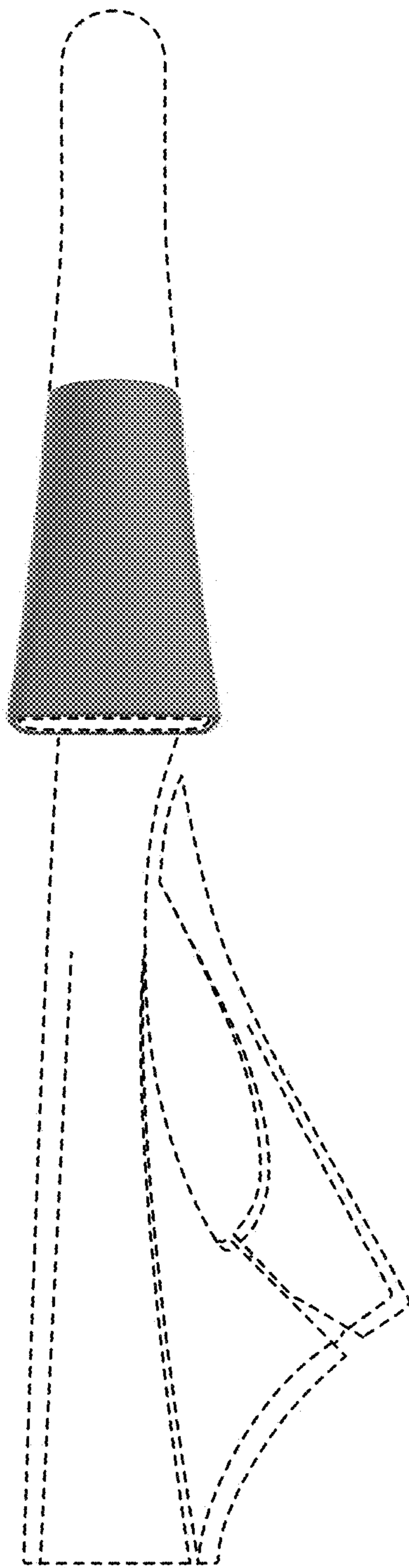


FIG. 2

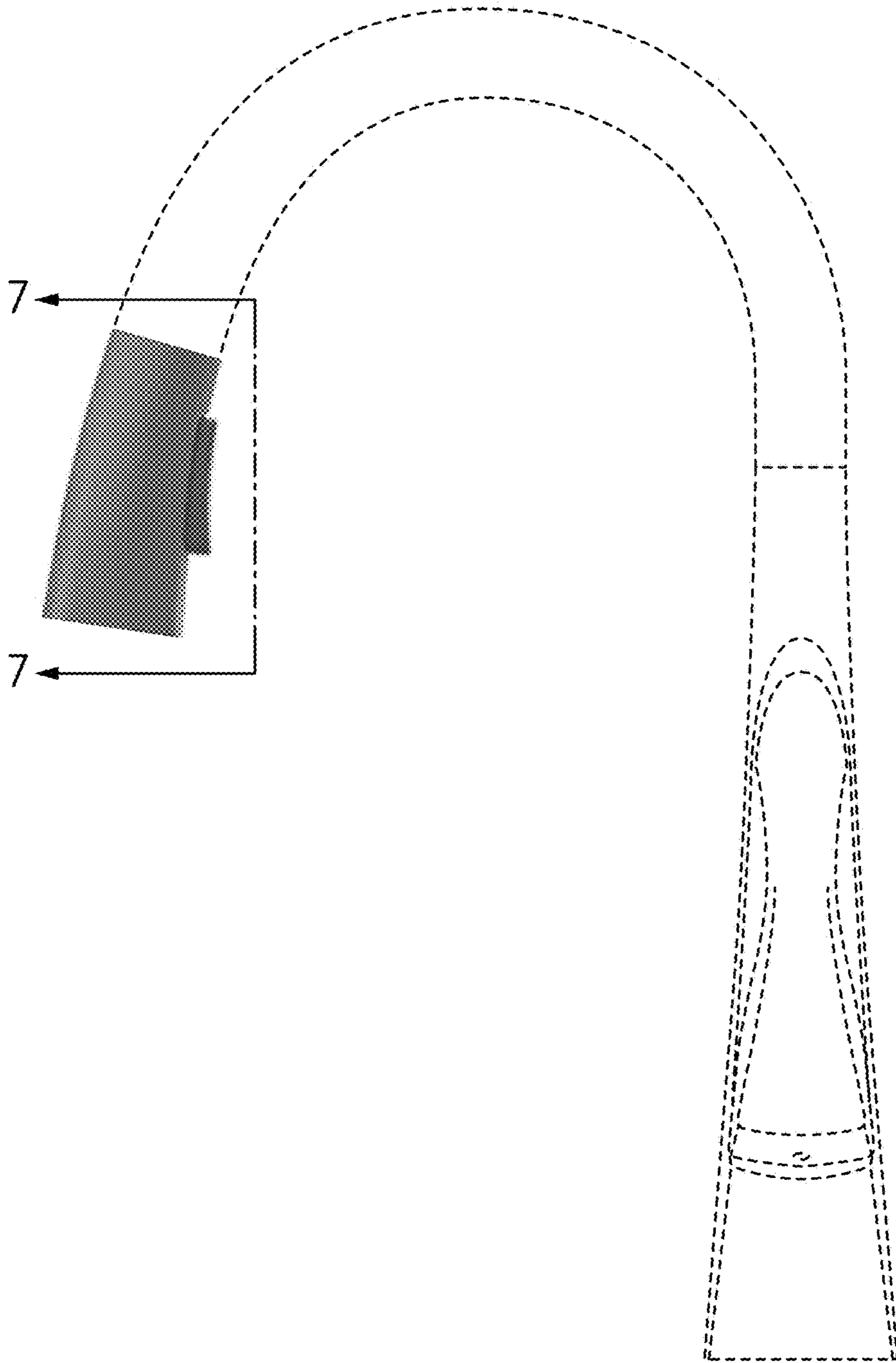


FIG. 3

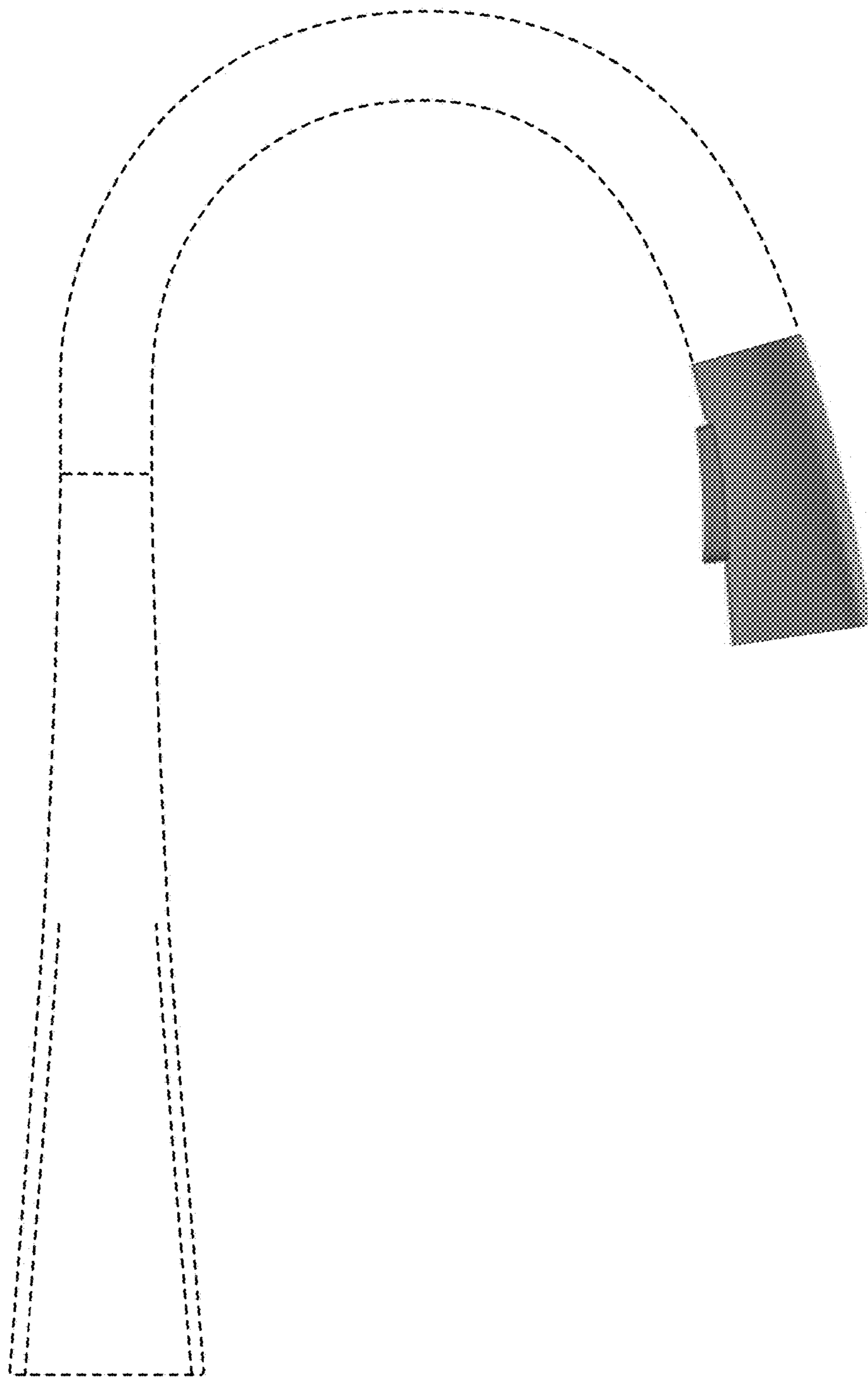


FIG. 4




FIG. 5

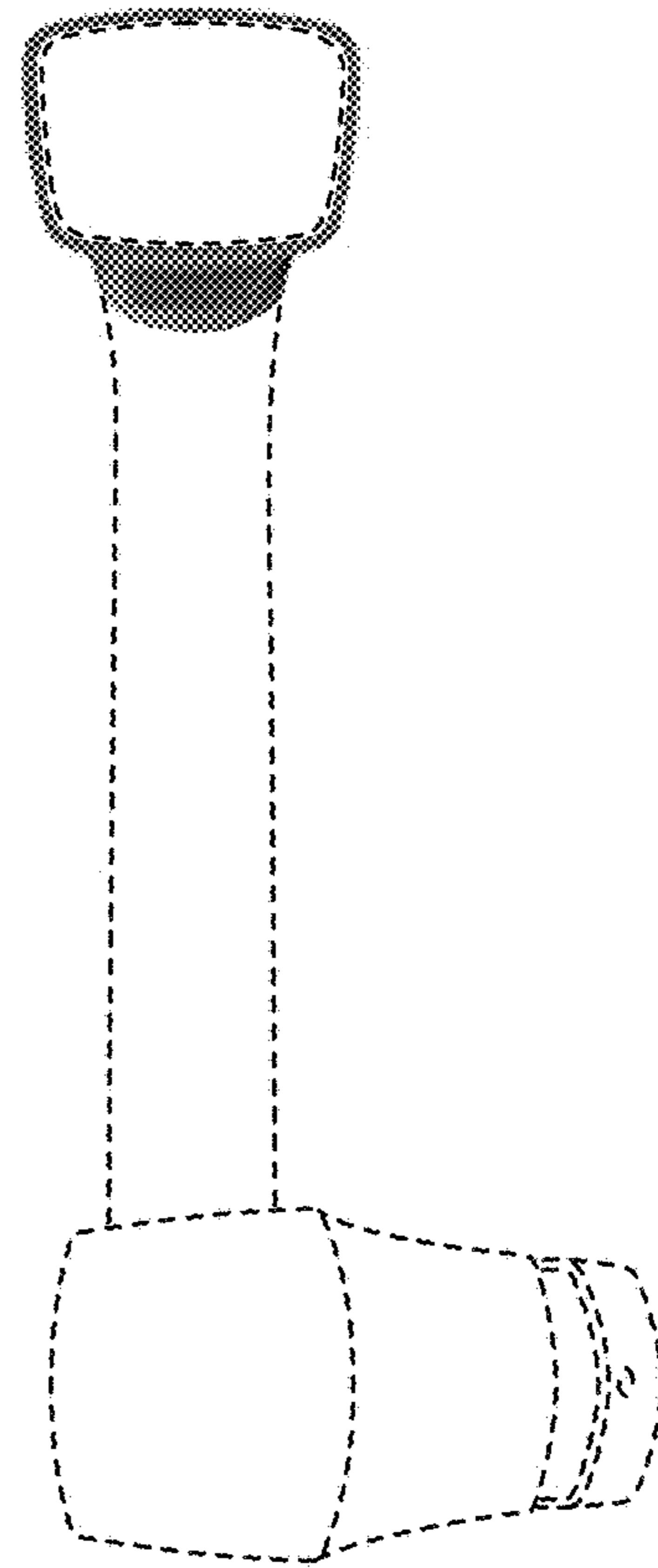


FIG. 6

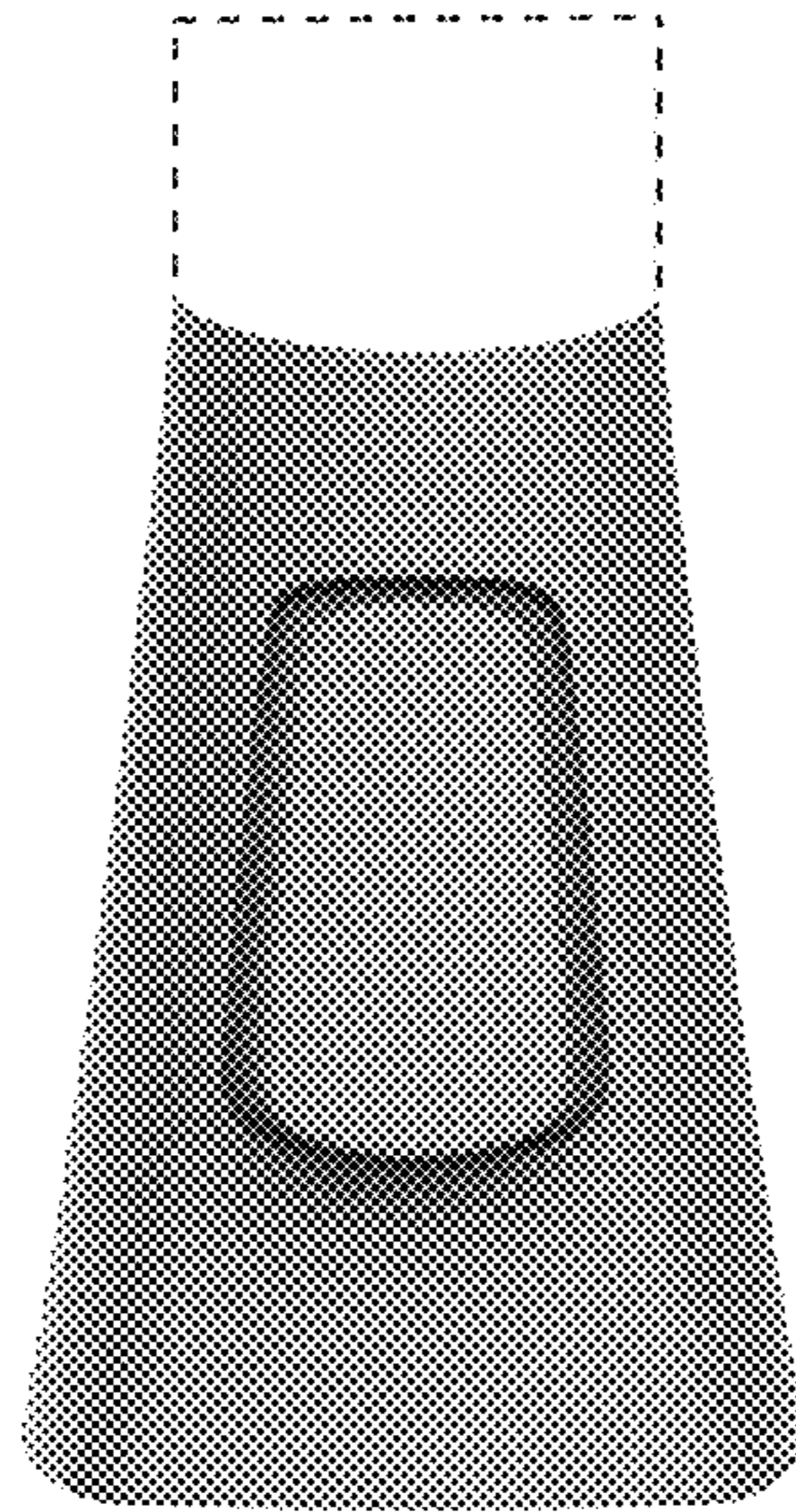


FIG. 7