



US00D797250S

(12) **United States Design Patent**  
**Zhang**

(10) **Patent No.:** **US D797,250 S**

(45) **Date of Patent:** **\*\* Sep. 12, 2017**

(54) **FAUCET**

(71) Applicant: **Spectrum Brands, Inc.**, Middleton, WI (US)

(72) Inventor: **Tony Zhang**, Xiamen (CN)

(73) Assignee: **Spectrum Brands, Inc.**, Middleton, WI (US)

(\*\*) Term: **15 Years**

(21) Appl. No.: **29/558,303**

(22) Filed: **Mar. 16, 2016**

(51) **LOC (10) Cl.** ..... **23-01**

(52) **U.S. Cl.**  
USPC ..... **D23/252**

(58) **Field of Classification Search**  
USPC ..... D23/238-243, 249-250, 252, 254, 245;  
D8/300, 307-308, 310  
CPC ..... E03C 1/00; E03C 1/04; E03C 1/0401;  
E03C 1/0402; E03C 1/0404; E03C 1/02;  
E03C 1/021; E03C 1/0403; F16K 27/06;  
F16K 27/067; F16K 27/0657  
See application file for complete search history.

(56) **References Cited**

**U.S. PATENT DOCUMENTS**

D381,395 S	7/1997	Fleischmann
D441,426 S	5/2001	Lim
D467,642 S	12/2002	Panis et al.
D486,890 S	2/2004	Graves et al.
D516,172 S	2/2006	Gilbert
D528,633 S	9/2006	Bayer
D528,639 S	9/2006	Singtoroj
D530,785 S	10/2006	Rexach et al.
D538,893 S	3/2007	Gilbert
D566,818 S	4/2008	Kohler, Jr. et al.
D576,709 S	9/2008	Fritz
D602,569 S	10/2009	Fakonas

D603,023 S	10/2009	Tippens et al.	
D608,861 S	*	1/2010	Fritz ..... D23/250
D640,774 S		6/2011	Ke et al.
D642,240 S		7/2011	Flowers et al.
D647,180 S		10/2011	Slothower et al.
D651,285 S	*	12/2011	Fritz ..... D23/250
D656,584 S		3/2012	Ko
D656,590 S		3/2012	Ko
D679,368 S		4/2013	Liao
D680,198 S		4/2013	Romero
D680,199 S		4/2013	Kwok
D687,521 S		8/2013	Flowers et al.
D693,907 S		11/2013	Mendoza et al.
D694,860 S	*	12/2013	McKeone ..... D23/252

(Continued)

**FOREIGN PATENT DOCUMENTS**

WO	D050930-001	1/2000
WO	D080104-001	1/2013
WO	D050896-001	1/2015

*Primary Examiner* — Robert Delehanty

(74) *Attorney, Agent, or Firm* — Banner & Witcoff, Ltd.

(57) **CLAIM**

The ornamental design for a faucet, as shown and described.

**DESCRIPTION**

FIG. 1 is a front perspective view of a faucet showing my new design;

FIG. 2 is a front view thereof;

FIG. 3 is a rear view thereof;

FIG. 4 is a right side view thereof;

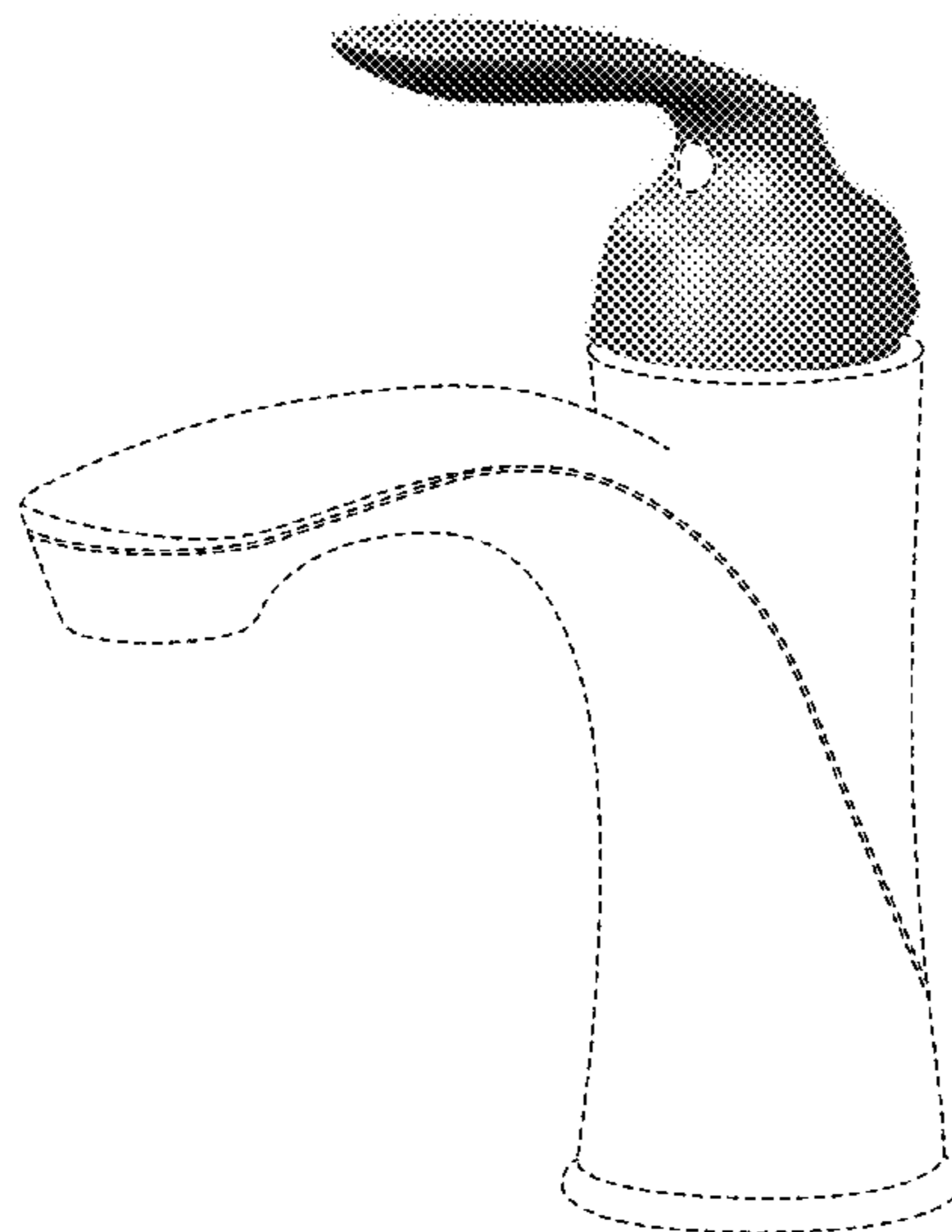
FIG. 5 is a left side view thereof;

FIG. 6 is a top view thereof; and,

FIG. 7 is a bottom view thereof.

The broken line showing of the circular region on the handle in FIGS. 1-2 and the remainder of the faucet is for environmental purposes only and forms no part of the claimed design.

**1 Claim, 5 Drawing Sheets**



(56)

**References Cited**

U.S. PATENT DOCUMENTS

D697,178 S	1/2014	Georgeson et al.
D699,818 S	2/2014	Flowers et al.
D705,903 S	5/2014	Flowers et al.
D713,507 S	9/2014	Potter et al.
D715,408 S	10/2014	Georgeson et al.

\* cited by examiner

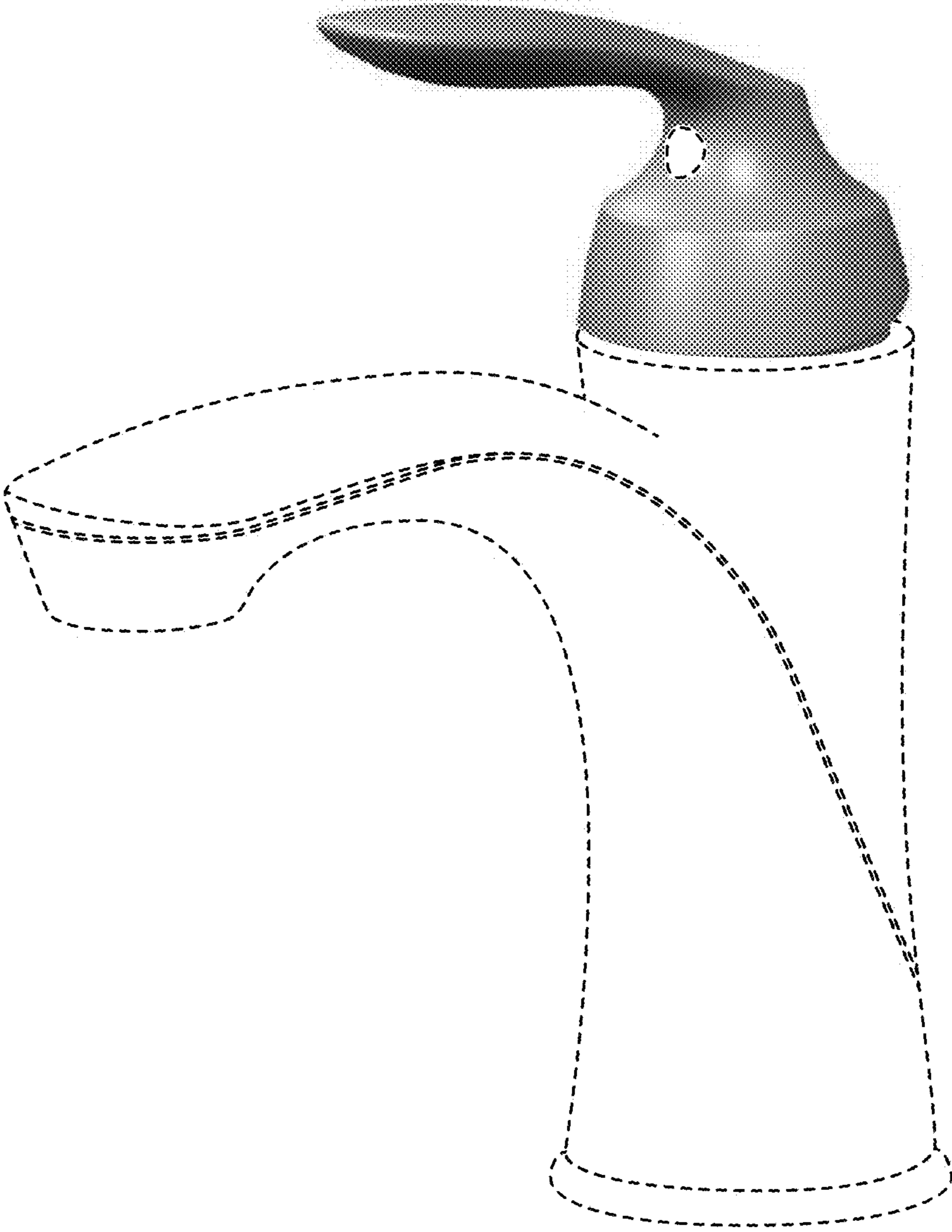


FIG. 1

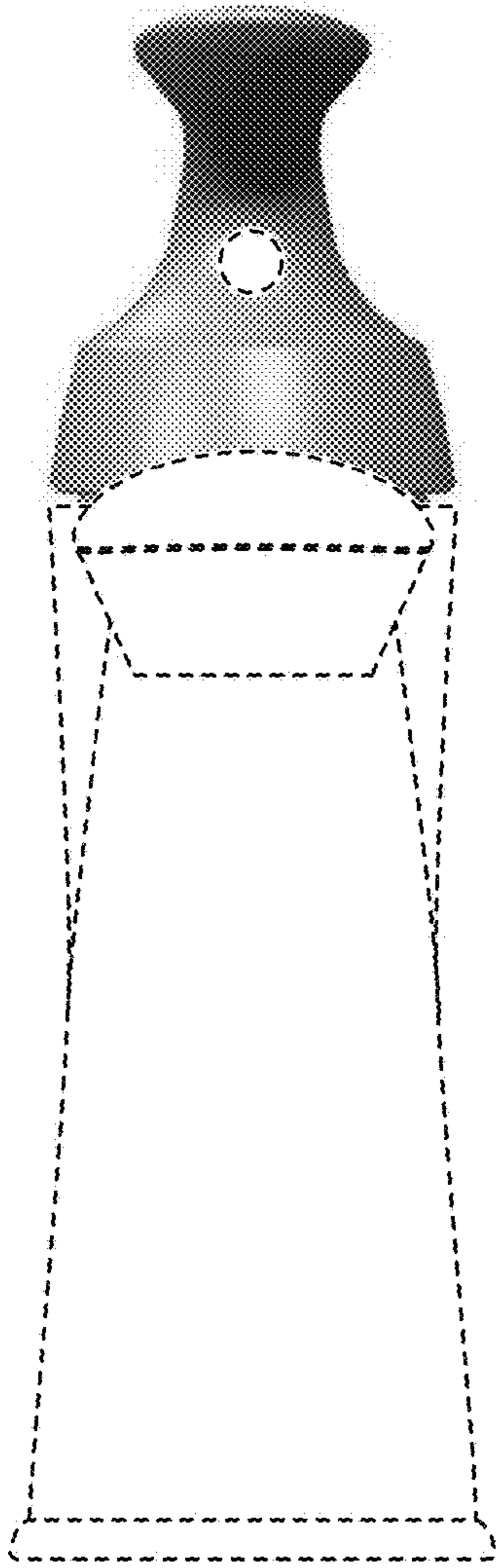


FIG. 2




FIG. 3

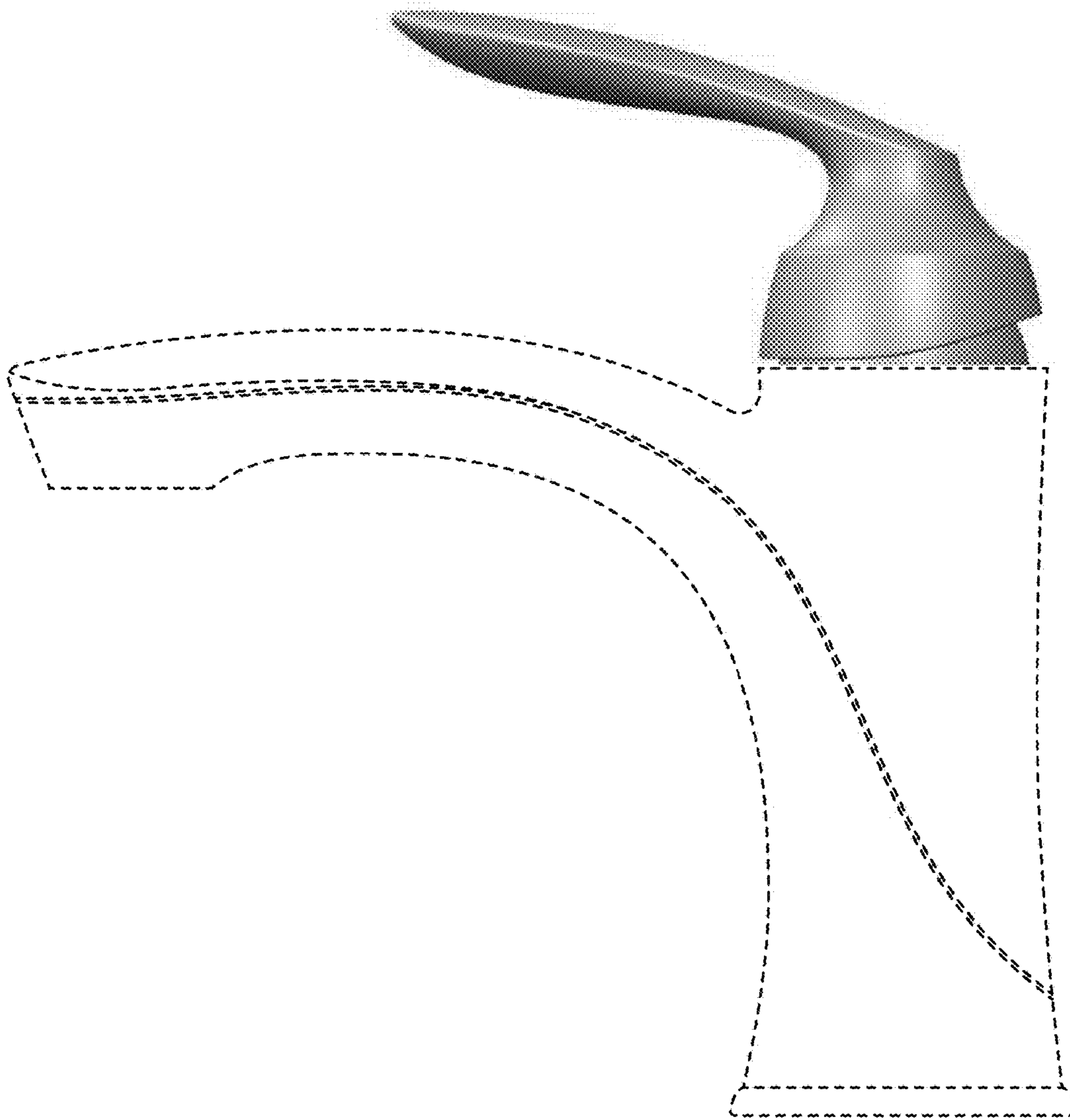


FIG. 4

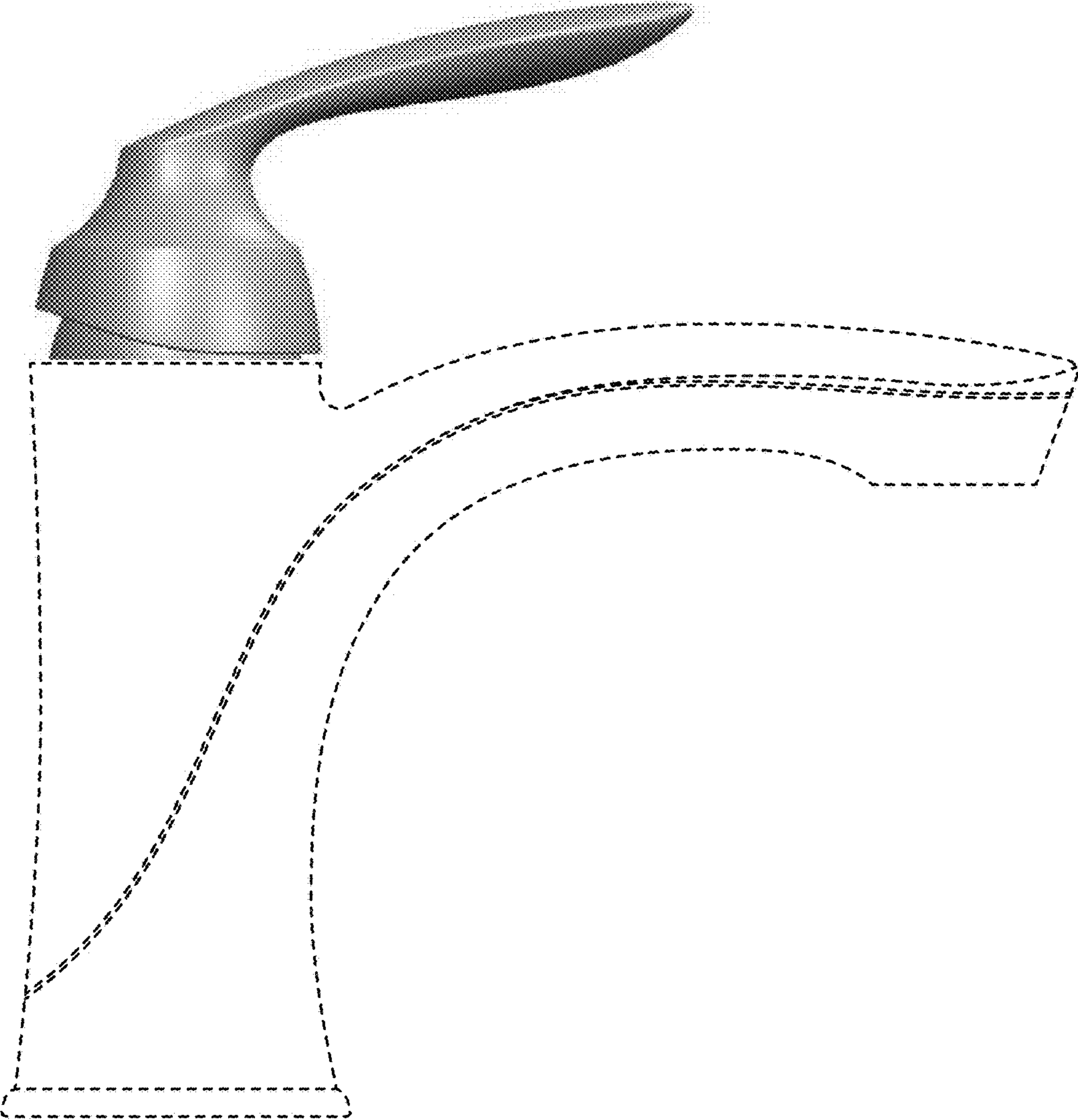


FIG. 5

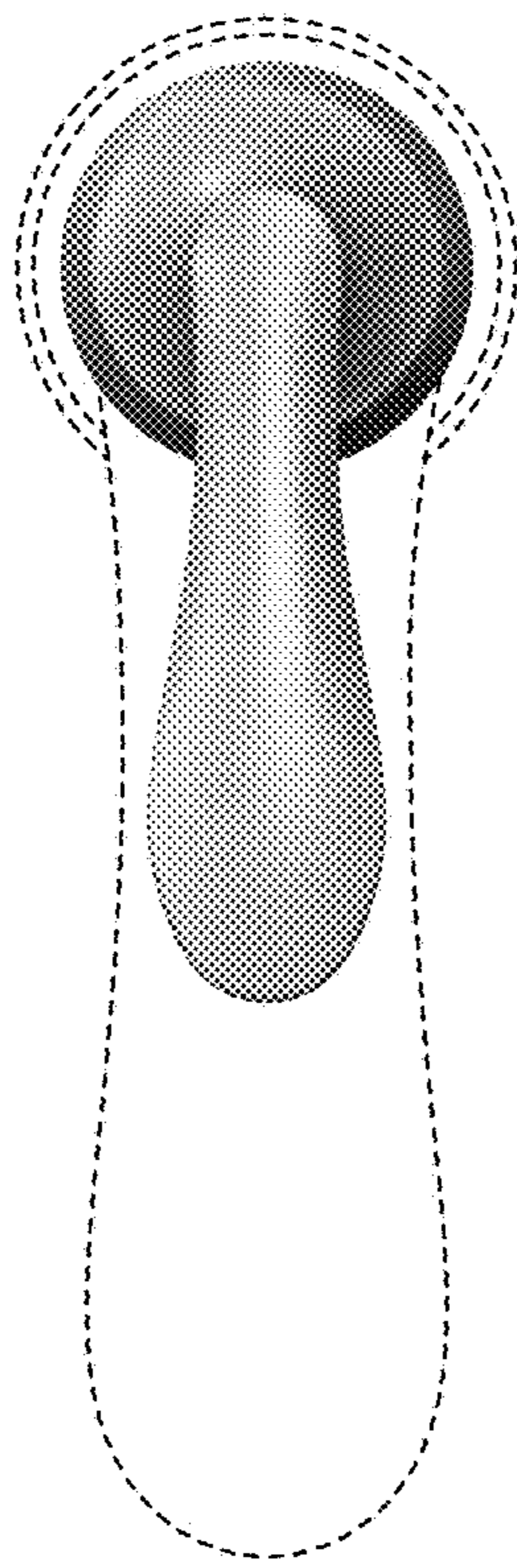


FIG. 6




FIG. 7