



US00D797245S

(12) **United States Design Patent**  
**Downey**

(10) **Patent No.:** **US D797,245 S**  
(45) **Date of Patent:** **\*\* Sep. 12, 2017**

(54) **FAUCET**

(71) Applicant: **Spectrum Brands, Inc.**, Middleton, WI (US)

(72) Inventor: **David Downey**, Mission Viejo, CA (US)

(73) Assignee: **Spectrum Brands, Inc.**, Middleton, WI (US)

(\*\*) Term: **15 Years**

(21) Appl. No.: **29/558,306**

(22) Filed: **Mar. 16, 2016**

(51) **LOC (10) Cl.** ..... **23-01**

(52) **U.S. Cl.**  
USPC ..... **D23/242**

(58) **Field of Classification Search**  
USPC ..... D23/238-242, 249-250, 252, 254-255, D23/257, 245

CPC . E03C 1/00; E03C 1/04; E03C 1/0401; E03C 1/0402; E03C 1/0404; E03C 1/02; E03C 1/021; E03C 1/0403; F16K 27/06; F16K 27/067; F16K 27/0657

See application file for complete search history.

(56) **References Cited**

**U.S. PATENT DOCUMENTS**

D461,540 S \* 8/2002 Gottwald ..... D23/243  
D511,815 S 11/2005 Egee

D522,617 S 6/2006 Egee  
D533,638 S 12/2006 Castellanos  
D540,914 S \* 4/2007 Haug ..... D23/235  
D540,918 S \* 4/2007 Haug ..... D23/241  
D589,595 S \* 3/2009 Eilmus ..... D23/238  
D591,402 S 4/2009 Eckhaus  
D592,279 S 5/2009 Eckhaus  
D608,862 S 1/2010 Bailey  
D652,118 S \* 1/2012 Corpuz, Jr. .... D23/252  
D685,880 S 7/2013 Fritz  
D686,301 S 7/2013 Fritz  
D721,164 S \* 1/2015 Georgeson ..... D23/252  
9,221,668 B1 \* 12/2015 Reyniers ..... A01K 63/006

\* cited by examiner

*Primary Examiner* — Robert Delehanty

(74) *Attorney, Agent, or Firm* — Banner & Witcoff, Ltd.

(57) **CLAIM**

The ornamental design for a faucet, as shown and described.

**DESCRIPTION**

FIG. 1 is a front perspective view of a faucet showing my new design;

FIG. 2 is a front view thereof;

FIG. 3 is a rear view thereof;

FIG. 4 is a left side view thereof;

FIG. 5 is a right side view thereof;

FIG. 6 is a top view thereof; and,

FIG. 7 is a bottom view thereof.

The broken line showing of the various regions in FIG. 7 represent unclaimed areas and form no part of the claimed design.

**1 Claim, 7 Drawing Sheets**






FIG. 1




FIG. 2






FIG. 3



FIG. 4




FIG. 5




FIG. 6




FIG. 7