



US00D797243S

(12) **United States Design Patent**
Zhang

(10) **Patent No.:** **US D797,243 S**

(45) **Date of Patent:** **** Sep. 12, 2017**

(54) **FAUCET**

(71) Applicant: **Spectrum Brands, Inc.**, Middleton, WI (US)

(72) Inventor: **Tony Zhang**, Xiamen (CN)

(73) Assignee: **Spectrum Brands, Inc.**, Middleton, WI (US)

(**) Term: **15 Years**

(21) Appl. No.: **29/559,878**

(22) Filed: **Mar. 31, 2016**

(51) **LOC (10) Cl.** **23-01**

(52) **U.S. Cl.**
USPC **D23/238**

(58) **Field of Classification Search**
USPC D23/238-243, 249-250, 252, 254, 255,
D23/257; D8/307-308
CPC E03C 1/0404; E03C 1/0409; E03C 1/02;
E03C 1/023; E03C 1/05; E03C 1/0412;
G05D 7/0629; Y10T 137/9464
See application file for complete search history.

(56) **References Cited**

U.S. PATENT DOCUMENTS

D460,534 S * 7/2002 Hanna D23/252
D466,983 S * 12/2002 Otero D23/242

D479,312 S * 9/2003 Yegyayan D23/238
D520,602 S * 5/2006 Koury D23/242
D532,486 S * 11/2006 Barry D23/252
D655,791 S * 3/2012 Kwok D23/257
D661,374 S * 6/2012 Slothower D23/252
D661,782 S * 6/2012 Slothower D23/252
D721,164 S * 1/2015 Georgeson D23/252

* cited by examiner

Primary Examiner — Robert Delehanty

(74) *Attorney, Agent, or Firm* — Banner & Witcoff, Ltd.

(57) **CLAIM**

The ornamental design for a faucet, as shown and described.

DESCRIPTION

FIG. 1 is a front perspective view of a faucet showing my new design;
FIG. 2 is a front view thereof;
FIG. 3 is a rear view thereof;
FIG. 4 is a right side view thereof;
FIG. 5 is a left side view thereof;
FIG. 6 is a top view thereof; and,
FIG. 7 is a bottom view thereof.
The broken lines showing of the various regions in FIGS. 2, 3, 6, and 7 represent unclaimed areas and form no part of the claimed design.

1 Claim, 5 Drawing Sheets





FIG. 1




FIG. 2




FIG. 3



FIG. 4



FIG. 5




FIG. 6




FIG. 7