



US00D797241S

(12) **United States Design Patent** (10) **Patent No.:** **US D797,241 S**  
**Potter** (45) **Date of Patent:** **\*\* Sep. 12, 2017**

(54) **FAUCET**  
(71) Applicant: **Spectrum Brands, Inc.**, Middleton, WI (US)  
(72) Inventor: **Cameron Potter**, Fullerton, CA (US)  
(73) Assignee: **Spectrum Brands, Inc.**, Middleton, WI (US)  
(\*\*) Term: **15 Years**  
(21) Appl. No.: **29/559,854**

D653,732 S \* 2/2012 Romero ..... D23/238  
D677,760 S 3/2013 Romero  
D693,905 S 11/2013 Ke et al.  
D693,906 S 11/2013 Zhang et al.  
D703,789 S 4/2014 Mazz et al.  
D703,790 S 4/2014 Mazz et al.  
D707,799 S 6/2014 Hanna et al.  
D713,508 S \* 9/2014 Downey ..... D23/238  
D717,400 S 11/2014 Hanna et al.  
D717,914 S 11/2014 Hanna et al.  
D719,242 S 12/2014 Kim et al.  
D719,642 S 12/2014 Kim et al.  
D723,661 S 3/2015 Zhang  
D723,665 S 3/2015 Kulig  
D729,348 S 5/2015 Kulig

(Continued)

(22) Filed: **Mar. 31, 2016**  
(51) **LOC (10) Cl.** ..... **23-01**  
(52) **U.S. Cl.**  
USPC ..... **D23/238**  
(58) **Field of Classification Search**  
USPC ..... D23/238-243, 249-250, 252, 254, 255,  
D23/257; D8/307-308  
CPC ..... E03C 1/0404; E03C 1/0409; E03C 1/02;  
E03C 1/023; E03C 1/05; E03C 1/0412;  
G05D 7/0629; Y10T 137/9464  
See application file for complete search history.

**FOREIGN PATENT DOCUMENTS**

EM 001949736-0002 11/2011  
EM 001949736-0004 11/2011

(Continued)

*Primary Examiner* — Robert Delehanty  
(74) *Attorney, Agent, or Firm* — Banner & Witcoff, Ltd.

(57) **CLAIM**

The ornamental design for a faucet, as shown and described.

(56) **References Cited**

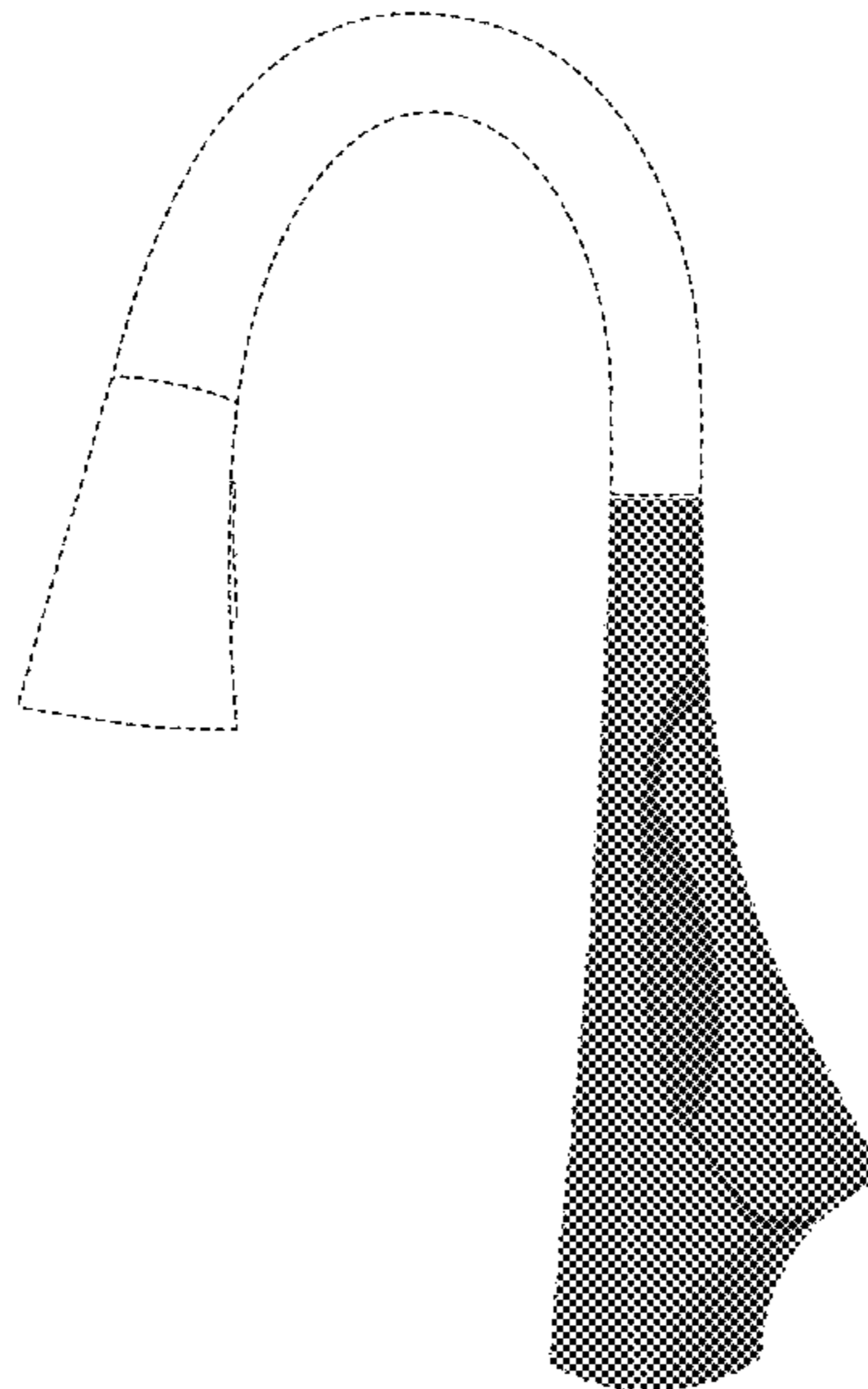
**U.S. PATENT DOCUMENTS**

D443,337 S 6/2001 Mark et al.  
D467,313 S \* 12/2002 Hundley ..... D23/252  
D472,961 S 4/2003 Ziemann  
D517,166 S \* 3/2006 Chu ..... D23/238  
D532,868 S 11/2006 Spangler et al.  
D532,870 S \* 11/2006 Lobermeier ..... D23/238  
D546,922 S 7/2007 Demmer et al.  
D553,714 S 10/2007 Demmer et al.  
D569,948 S 5/2008 Noth et al.  
D598,984 S \* 8/2009 Corbett ..... D23/252  
D603,021 S 10/2009 Roy  
D620,558 S \* 7/2010 Krumpe ..... D23/238  
D642,661 S 8/2011 Corbett

**DESCRIPTION**

FIG. 1 is a front perspective view of a faucet showing my new design;  
FIG. 2 is a front view thereof;  
FIG. 3 is a rear view thereof;  
FIG. 4 is a right side view thereof;  
FIG. 5 is a left side view thereof;  
FIG. 6 is a top view thereof; and,  
FIG. 7 is a bottom view thereof.  
The broken line showing of the remainder represents unclaimed areas and forms no part of the claimed design.

**1 Claim, 5 Drawing Sheets**



(56)

**References Cited**

U.S. PATENT DOCUMENTS

D736,898 S 8/2015 Garland  
D737,936 S 9/2015 Pony  
D746,413 S 12/2015 Hanna  
D747,442 S 1/2016 Mazz et al.  
D773,616 S \* 12/2016 Potter ..... D23/252  
D784,788 S \* 4/2017 Weng ..... D8/308

FOREIGN PATENT DOCUMENTS

WO D036035-002 9/1995  
WO D067782-009 10/2006  
WO D067782-010 10/2006  
WO D081033-001 6/2013  
WO D086397-002 5/2015  
WO D086448-003 5/2015  
WO D086448-005 5/2015  
WO D086448-006 5/2015  
WO D087247-002 8/2015

\* cited by examiner

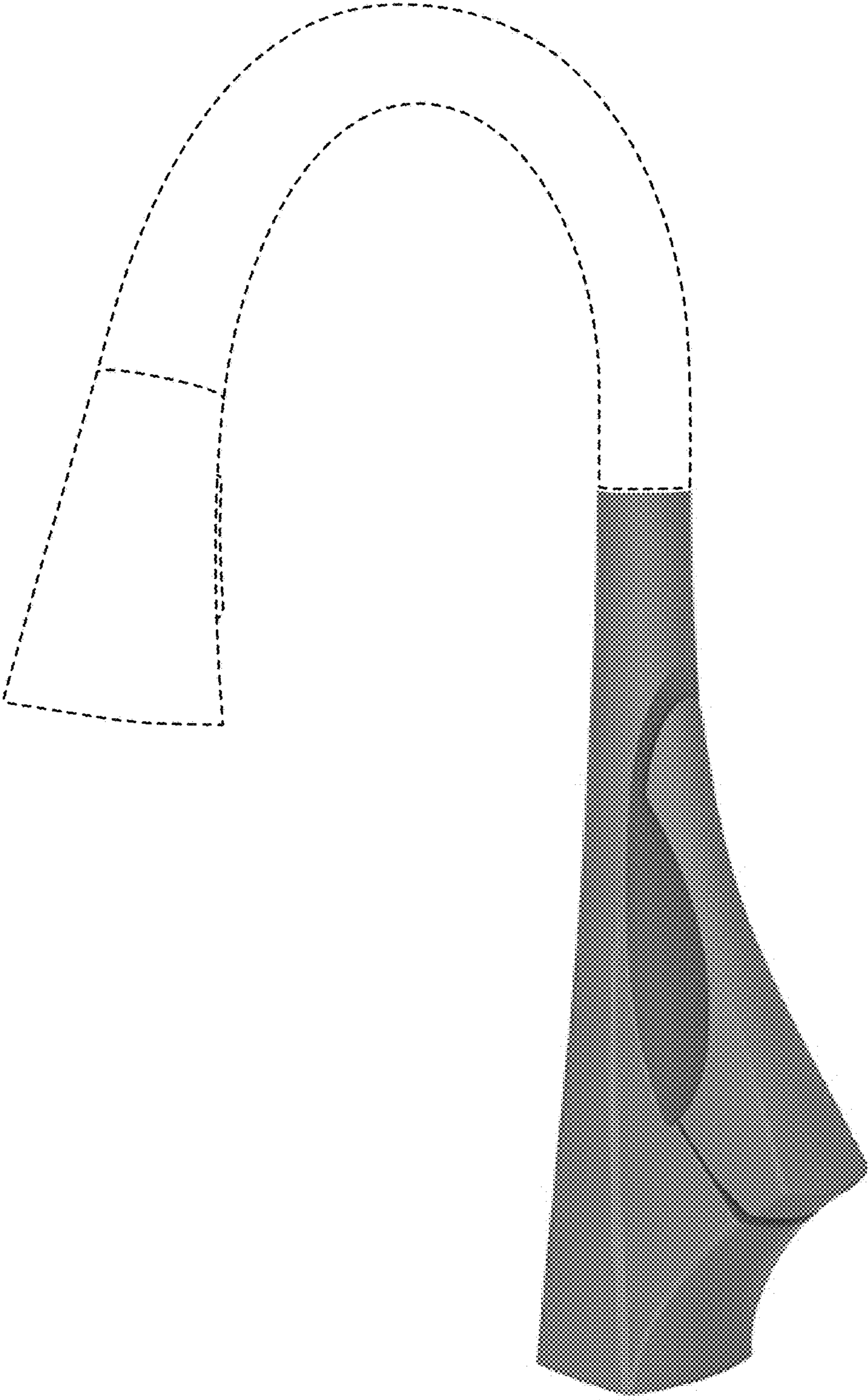


FIG. 1

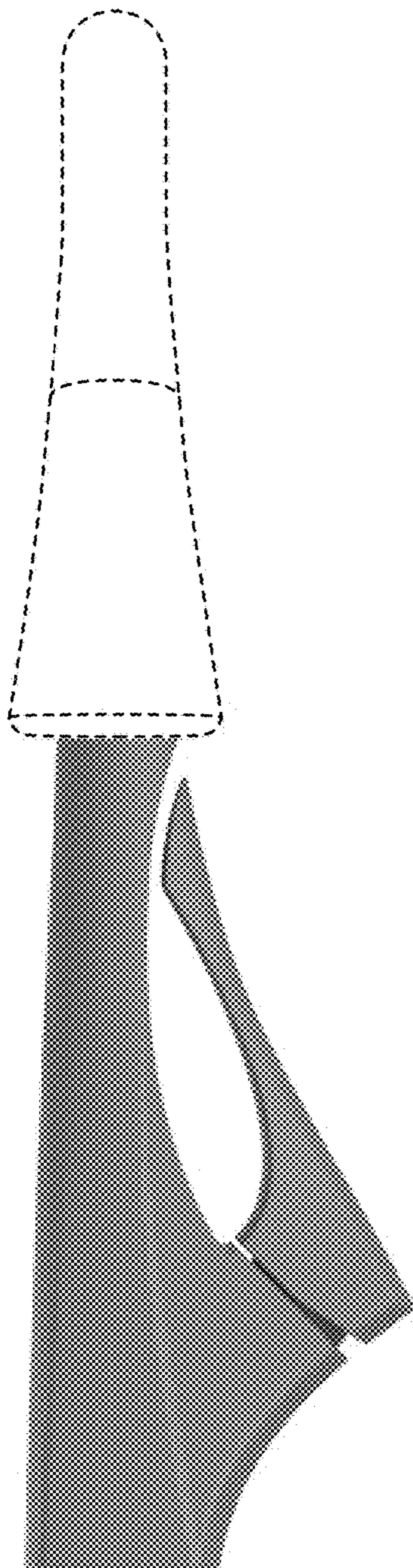


FIG. 2

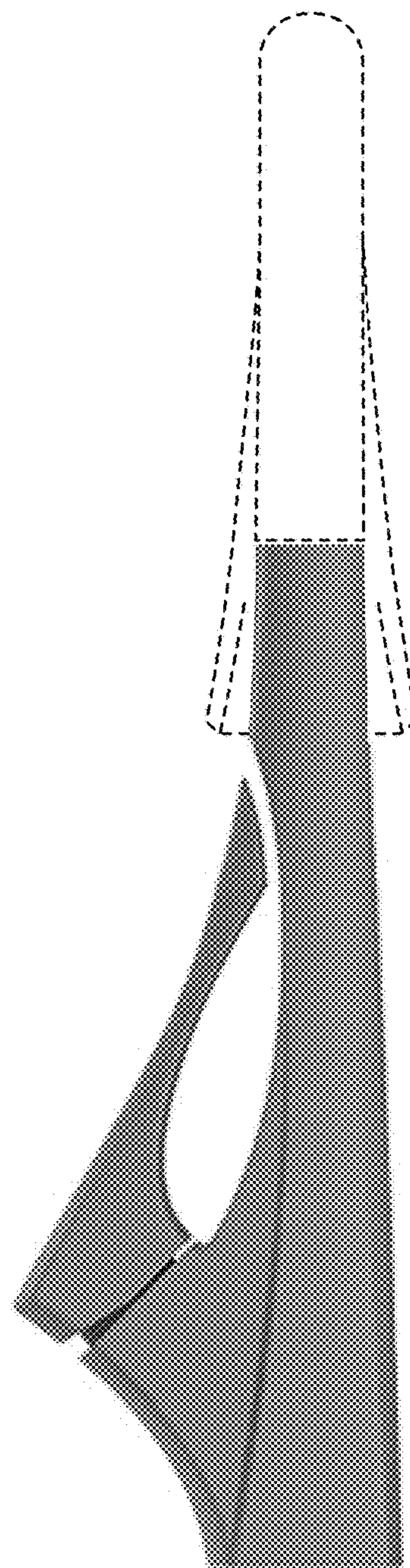


FIG. 3

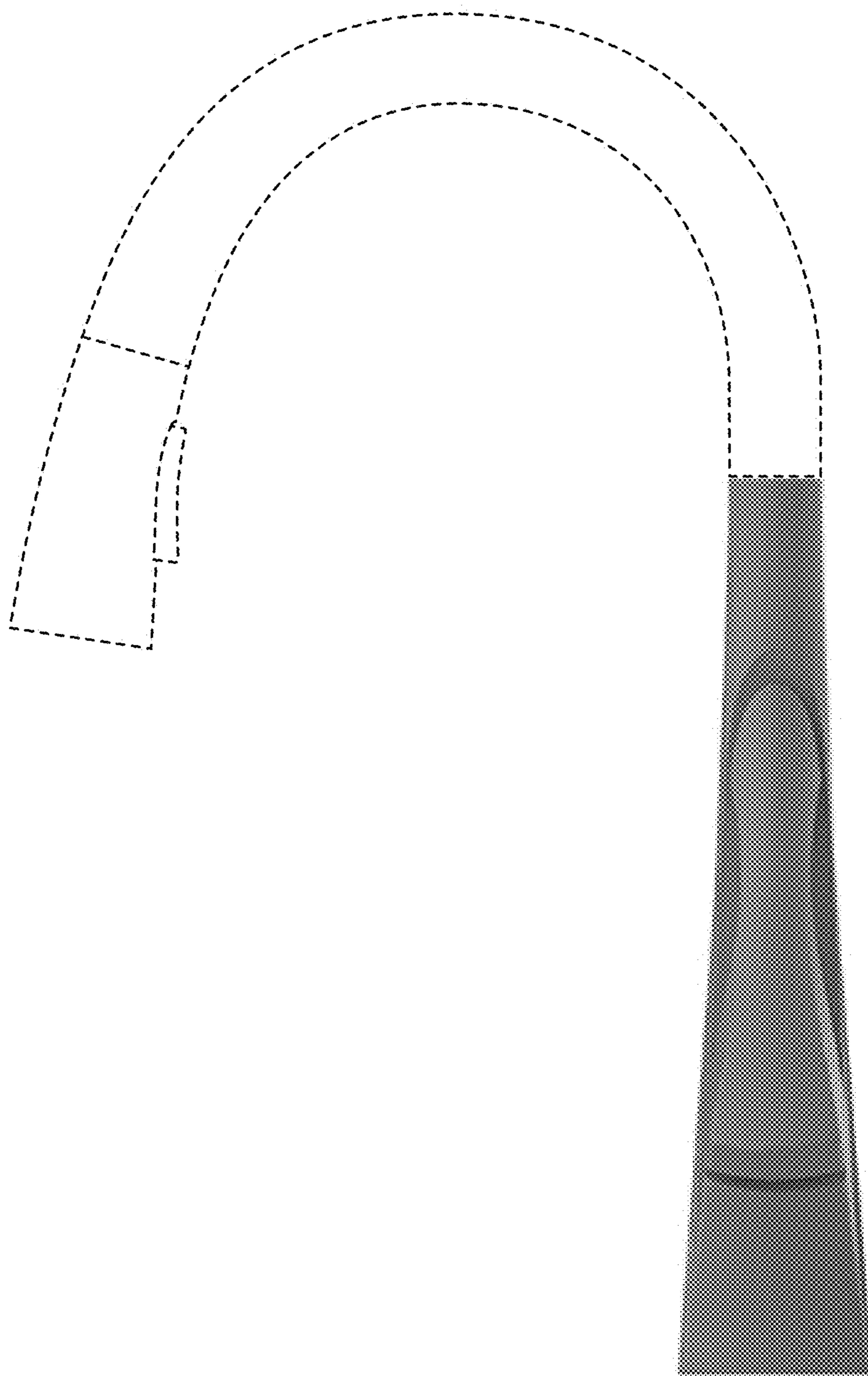


FIG. 4

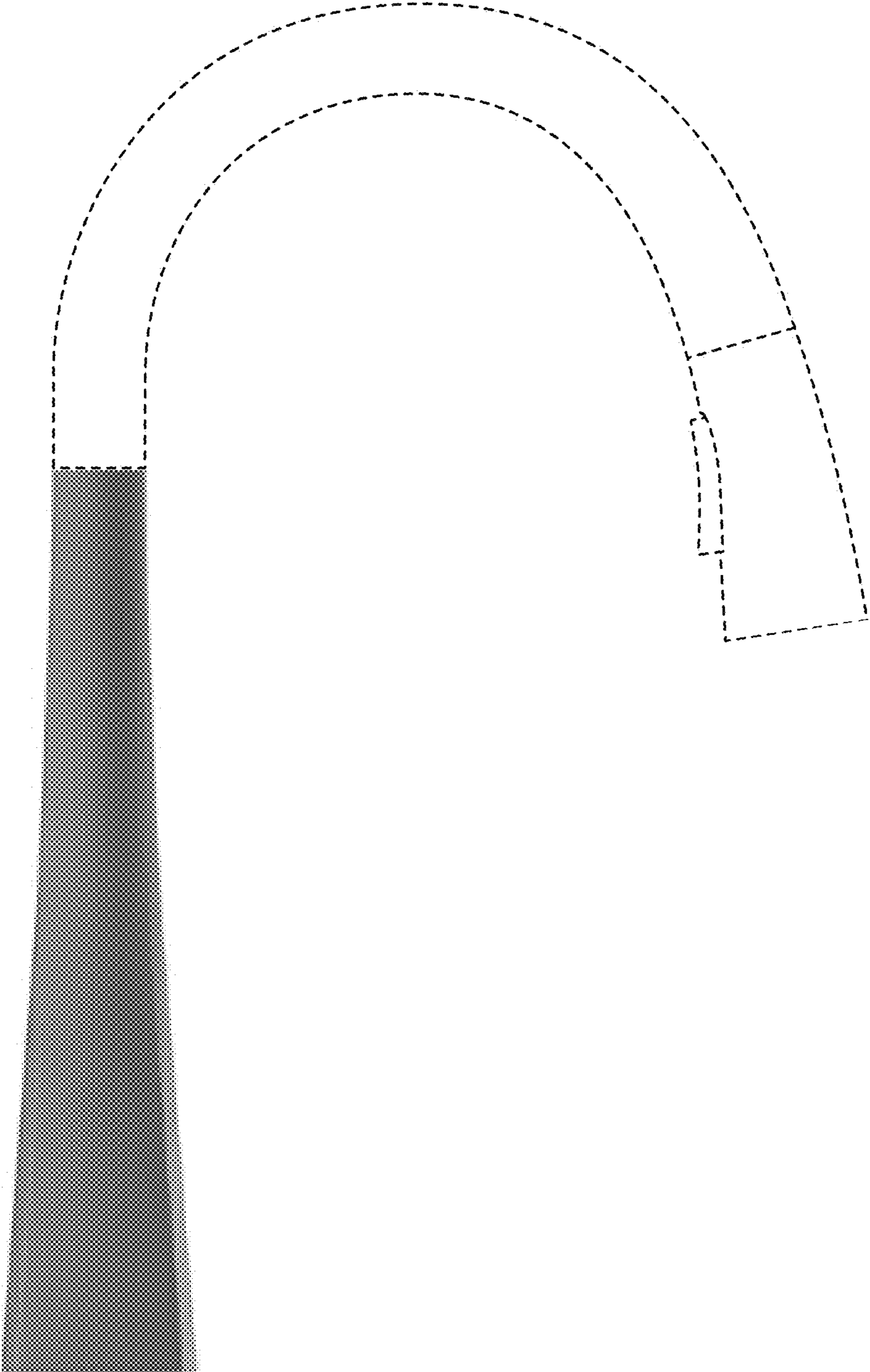


FIG. 5




FIG. 6




FIG. 7