



US00D797238S

(12) **United States Design Patent** (10) **Patent No.:** **US D797,238 S**  
**Zhang** (45) **Date of Patent:** **\*\* Sep. 12, 2017**

(54) **FAUCET**  
(71) Applicant: **Spectrum Brands, Inc.**, Middleton, WI (US)  
(72) Inventor: **Tony Zhang**, Xiamen (CN)  
(73) Assignee: **Spectrum Brands, Inc.**, Middleton, WI (US)  
(\*\*) Term: **15 Years**

D603,023 S 10/2009 Tippens et al.  
D609,308 S \* 2/2010 Fritz ..... D23/238  
D640,774 S 6/2011 Ke et al.  
D642,240 S 7/2011 Flowers et al.  
D647,180 S 10/2011 Slothower et al.  
D656,584 S 3/2012 Ko  
D656,590 S 3/2012 Ko  
D679,368 S 4/2013 Liao  
D680,198 S 4/2013 Romero  
D680,199 S 4/2013 Kwok  
D687,126 S \* 7/2013 Romero ..... D23/238  
D687,521 S 8/2013 Flowers et al.  
D693,907 S 11/2013 Mendoza et al.

(Continued)

(21) Appl. No.: **29/558,297**  
(22) Filed: **Mar. 16, 2016**  
(51) **LOC (10) Cl.** ..... **23-01**  
(52) **U.S. Cl.**  
USPC ..... **D23/238**  
(58) **Field of Classification Search**  
USPC ..... D23/238-242, 249-250, 255, 257, 245;  
D8/300, 307-308, 310  
CPC . E03C 1/00; E03C 1/04; E03C 1/0401; E03C  
1/0402; E03C 1/0404; E03C 1/02; E03C  
1/021; E03C 1/0403; F16K 27/06; F16K  
27/067; F16K 27/0657  
See application file for complete search history.

FOREIGN PATENT DOCUMENTS

WO D050930-001 1/2000  
WO D080104-001 1/2013  
WO D050896-001 1/2015

*Primary Examiner* — Robert Delehanty  
(74) *Attorney, Agent, or Firm* — Banner & Witcoff, Ltd.

(57) **CLAIM**

The ornamental design for a faucet, as shown and described.

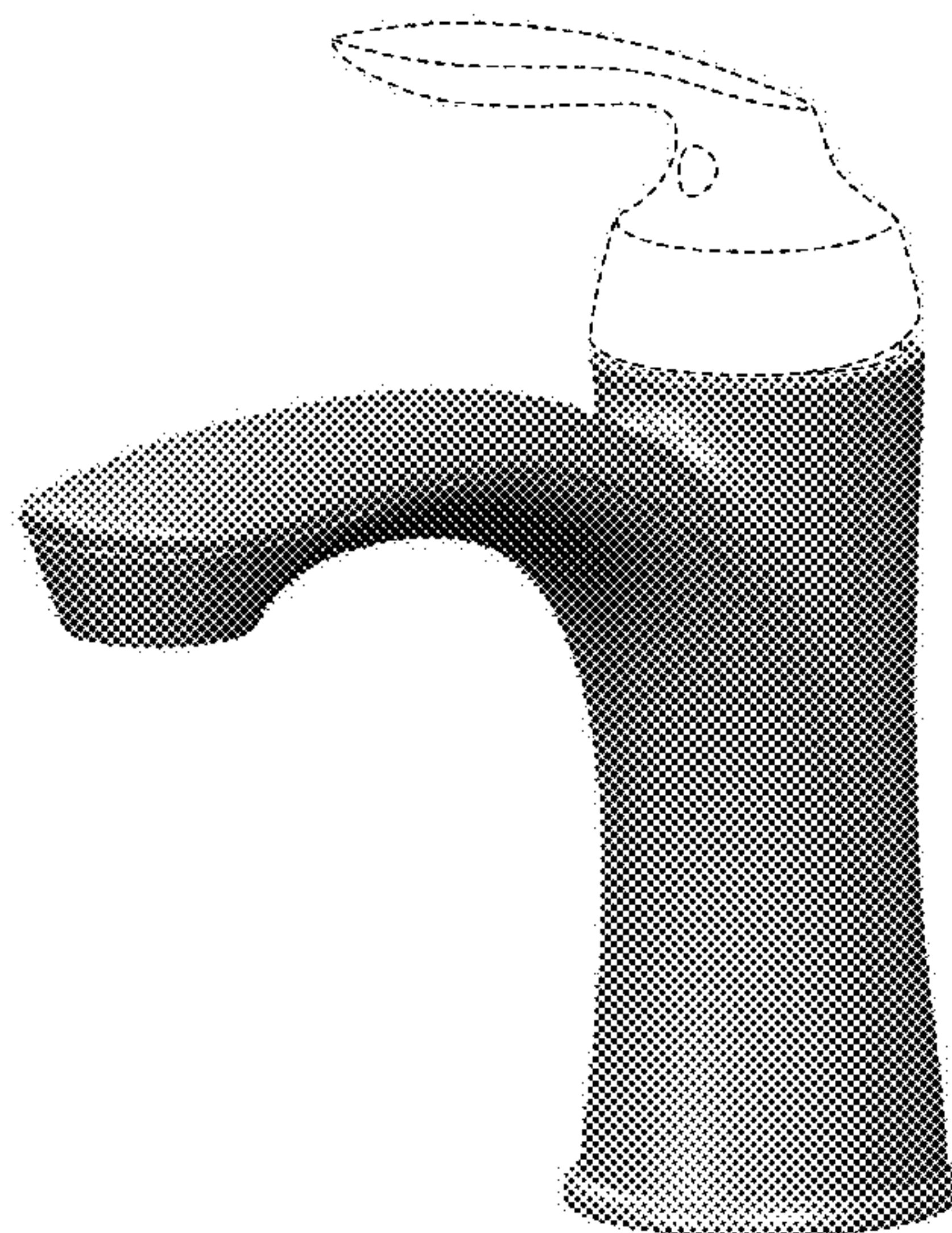
**DESCRIPTION**

FIG. 1 is a front perspective view of a faucet showing my new design;  
FIG. 2 is a front view thereof;  
FIG. 3 is a rear view thereof;  
FIG. 4 is a right side view thereof;  
FIG. 5 is a left side view thereof;  
FIG. 6 is a top view thereof; and,  
FIG. 7 is a bottom view thereof.  
The broken line showing of the faucet handle in FIGS. 1-6 and the interior of the base and spout opening in FIG. 7, and the ellipse-shaped region on the rear of the faucet in FIG. 3 is for environmental purposes only and forms no part of the claimed design.

(56) **References Cited**  
U.S. PATENT DOCUMENTS

D381,395 S 7/1997 Fleischmann  
D441,426 S 5/2001 Lim  
D467,642 S 12/2002 Panis et al.  
D486,890 S 2/2004 Graves et al.  
D516,172 S 2/2006 Gilbert  
D528,633 S 9/2006 Bayer  
D528,639 S 9/2006 Singtoroj  
D530,785 S 10/2006 Rexach et al.  
D538,893 S 3/2007 Gilbert  
D566,818 S 4/2008 Kohler, Jr. et al.  
D576,709 S \* 9/2008 Fritz ..... D23/238  
D602,569 S 10/2009 Fakonas

**1 Claim, 5 Drawing Sheets**



(56)

**References Cited**

U.S. PATENT DOCUMENTS

D697,178 S	1/2014	Georgeson et al.	
D699,818 S	2/2014	Flowers et al.	
D705,903 S	5/2014	Flowers et al.	
D713,507 S *	9/2014	Potter .....	D23/238
D715,408 S	10/2014	Georgeson et al.	

\* cited by examiner

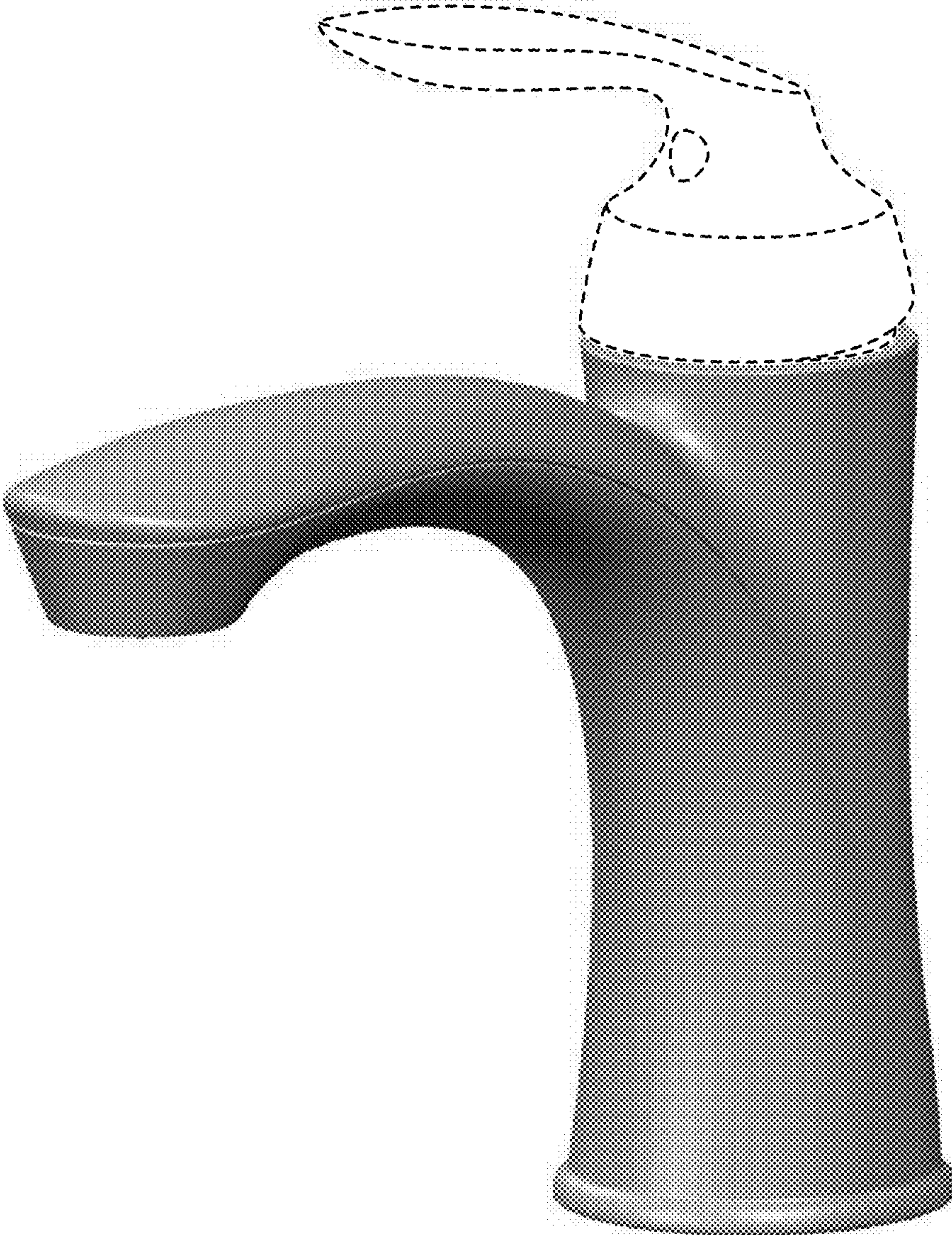


FIG. 1






FIG. 2




FIG. 3



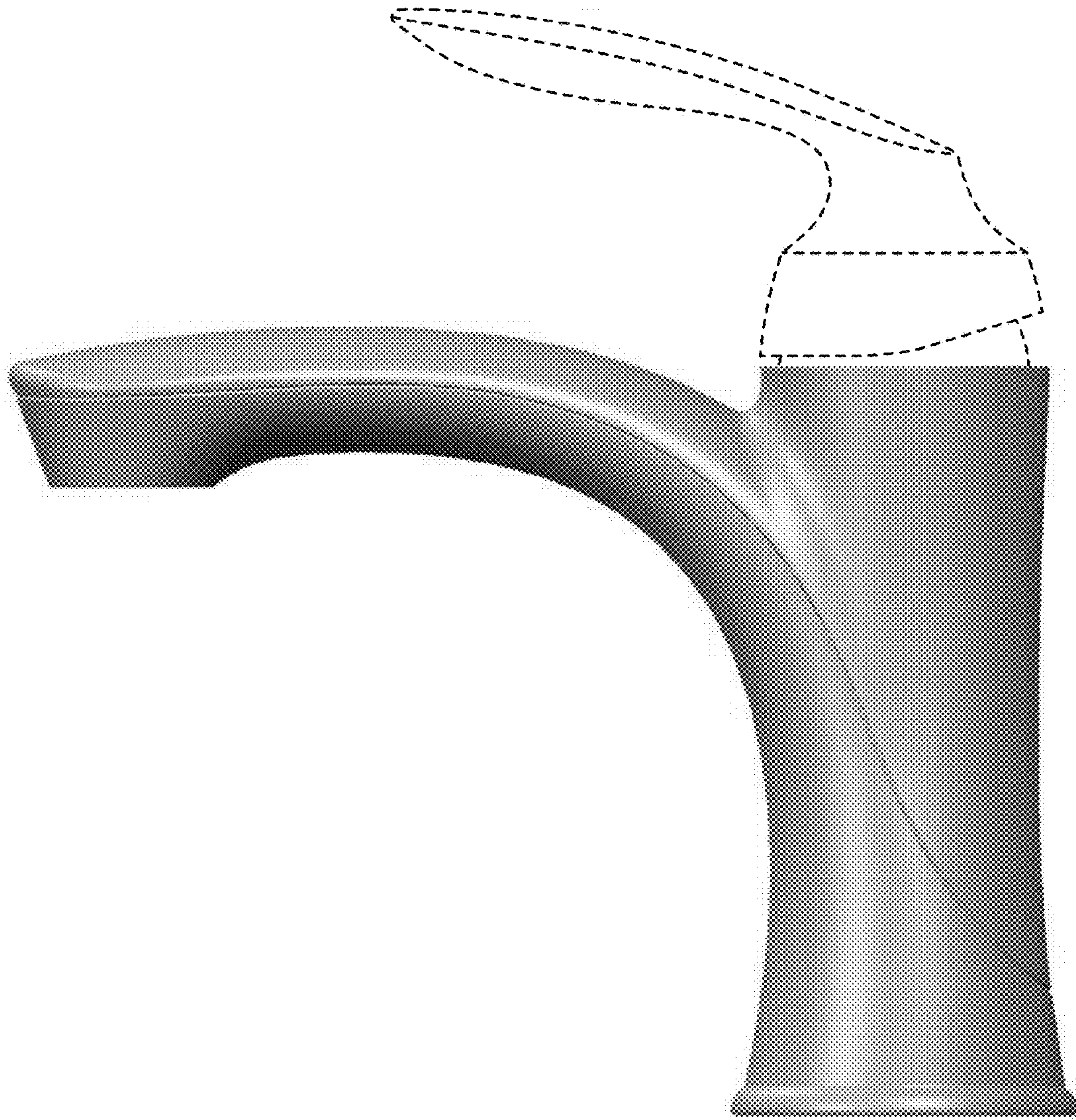


FIG. 4

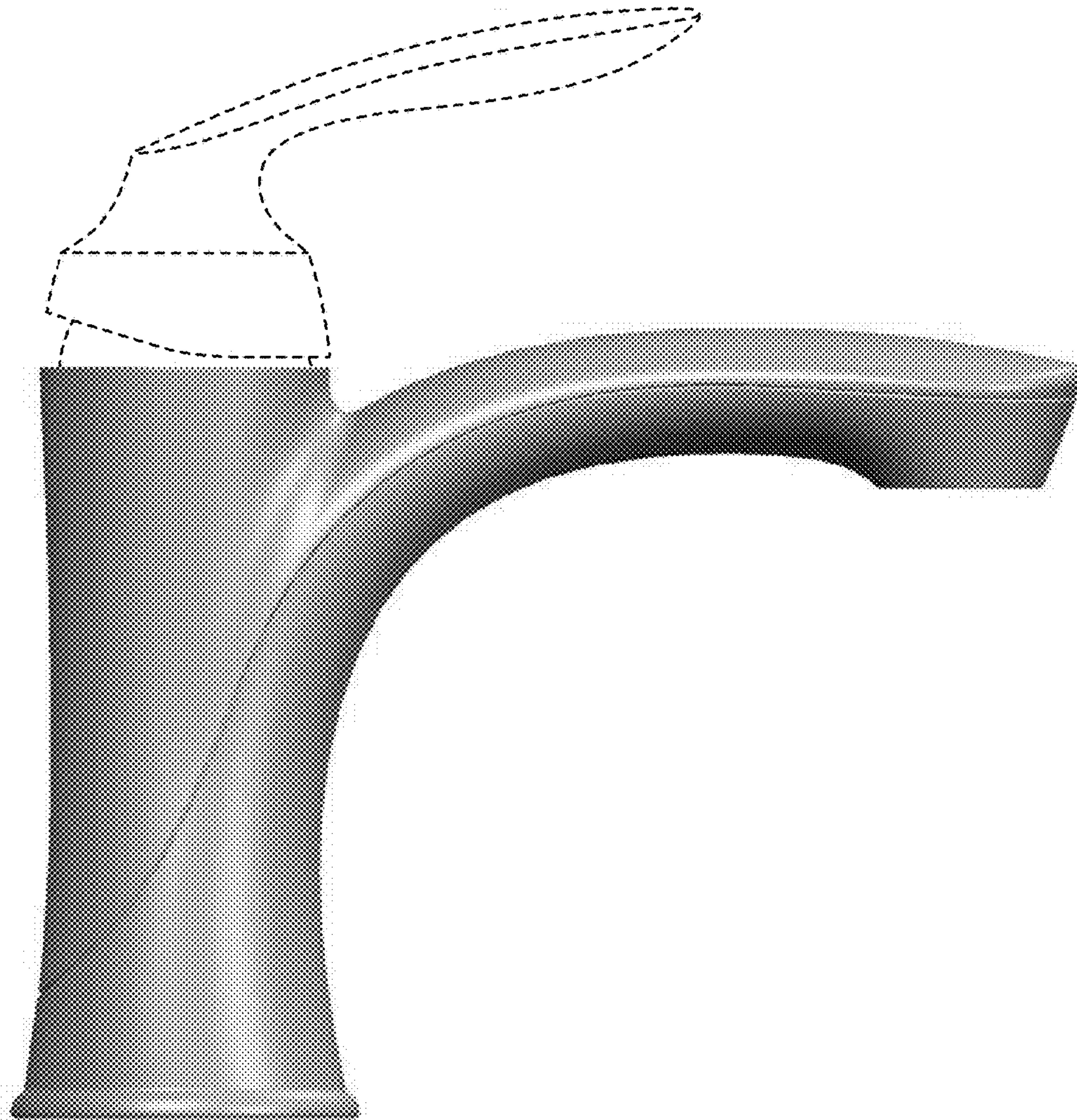


FIG. 5



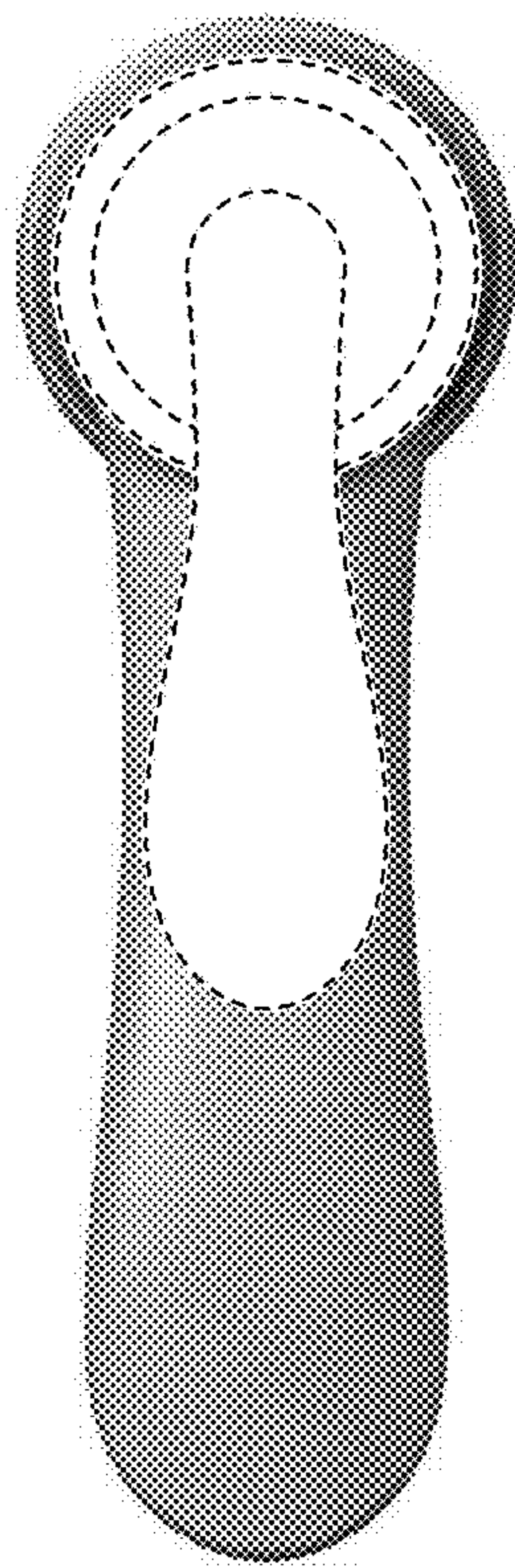


FIG. 6




FIG. 7