



US00D797203S

(12) **United States Design Patent** (10) **Patent No.:** **US D797,203 S**  
**Soucie et al.** (45) **Date of Patent:** **\*\* Sep. 12, 2017**

- (54) **CONSTRUCTION SET ELEMENT**
- (71) Applicant: **MEGA Brands Inc.**, Montreal (CA)
- (72) Inventors: **Philippe Soucie**, Montreal (CA); **Steve Ross**, Montreal (CA)
- (73) Assignee: **MEGA Brands Inc.**, Montreal, Quebec (CA)
- (\*\*) Term: **15 Years**
- (21) Appl. No.: **29/592,892**
- (22) Filed: **Feb. 3, 2017**

D246,927 S 1/1978 Christiansen  
 4,164,090 A \* 8/1979 Fischer ..... A63H 17/002  
 446/95  
 4,222,181 A \* 9/1980 Cummings ..... A63F 9/0098  
 40/605

(Continued)

**FOREIGN PATENT DOCUMENTS**

FR 2639556 6/1990

**OTHER PUBLICATIONS**

Web page printout from "90 << SNOT degree << The ultimate SNOT references," Sep. 5, 2013, reference link (<https://web.archive.org/web/20130905122943/http://swooshable.com/snot-degree/90/>), 6 pages.

(Continued)

**Related U.S. Application Data**

- (62) Division of application No. 29/515,638, filed on Jan. 26, 2015, now Pat. No. Des. 781,964.
- (51) **LOC (10) Cl.** ..... **21-04**
- (52) **U.S. Cl.**  
USPC ..... **D21/488**; D21/495
- (58) **Field of Classification Search**  
USPC ..... D21/386, 389, 404, 468, 470, 471, D21/484-505; 446/69, 85, 102-128; 434/208, 259, 403; 273/153, 156, 160  
CPC ..... A63H 33/00; A63H 33/04; A63H 33/044; A63H 33/06; A63H 33/08; A63H 33/084; A63H 33/086; A63H 33/088; A63H 33/10; A63H 33/12; A63H 33/105; A63H 33/108; A63H 3/00; A63H 3/16; A63H 3/46; E04C 1/00; E04C 1/40; E04B 2/14; E04B 2/16; E04B 2/18  
See application file for complete search history.

*Primary Examiner* — Cynthia M Chin  
 (74) *Attorney, Agent, or Firm* — Plumsea Law Group, LLC

(57) **CLAIM**

The ornamental design for a construction set element, as shown and described.

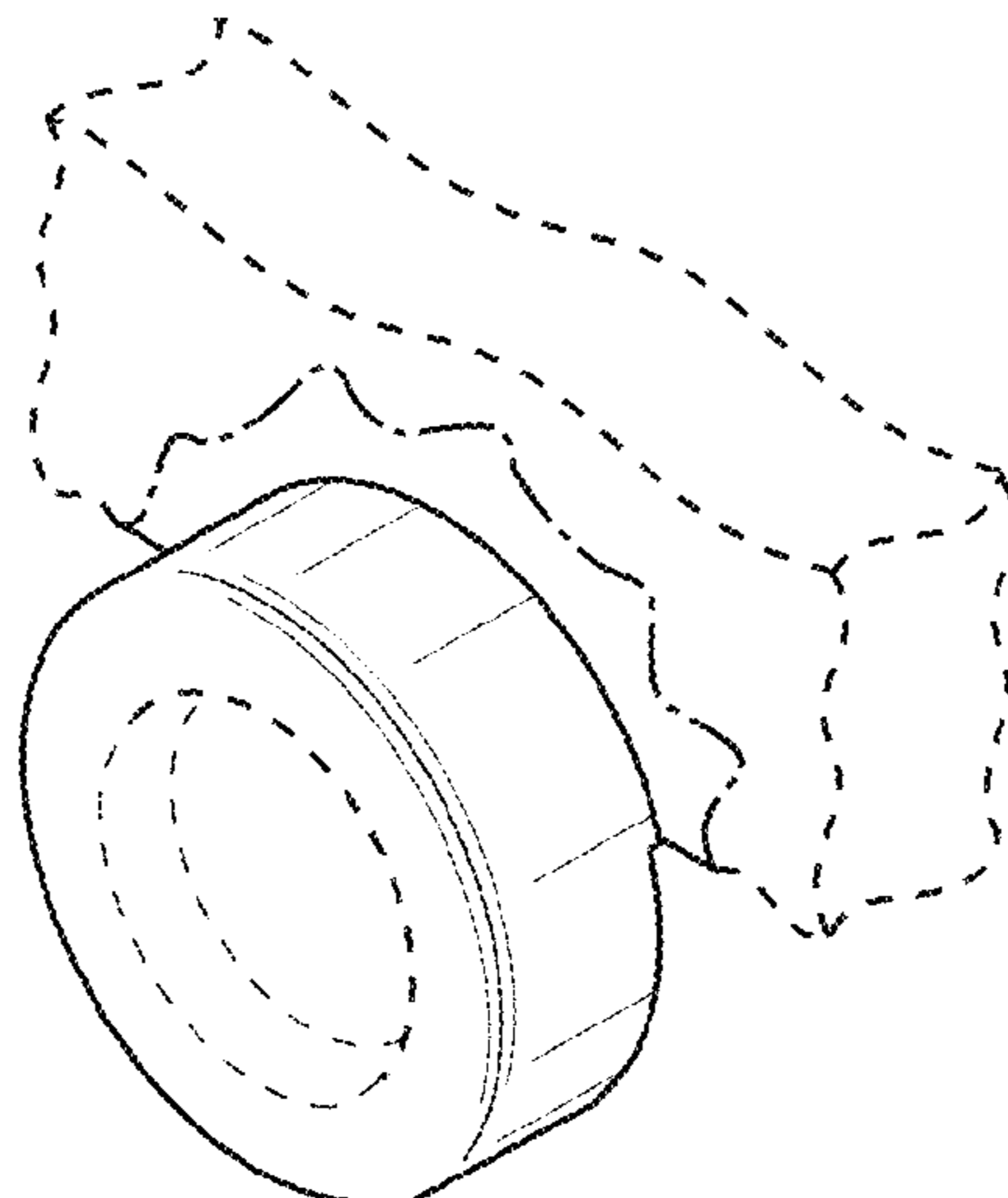
**DESCRIPTION**

FIG. 1 is a top perspective view of a construction set element showing the new design;  
 FIG. 2 is a front elevational view thereof;  
 FIG. 3 is a right side elevational view thereof;  
 FIG. 4 is a left side elevational view thereof;  
 FIG. 5 is a top plan view thereof; and,  
 FIG. 6 is a bottom plan view thereof.  
 The evenly spaced broken line and unshaded surfaces depict parts of the article's appearance that form no part of the claimed design. The long and short broken lines define the bounds of the claimed design and form no part thereof. The various directional adjectives used in this specification, such as "front," "right," "left," "top," and "bottom," refer to the construction set element as illustrated.

**1 Claim, 2 Drawing Sheets**

(56) **References Cited**  
**U.S. PATENT DOCUMENTS**

D117,554 S \* 11/1939 Bojesen ..... D21/561  
 3,261,619 A \* 7/1966 Norgaard, Jr. .... B62B 5/082  
 229/116.4



(56)

References Cited

U.S. PATENT DOCUMENTS

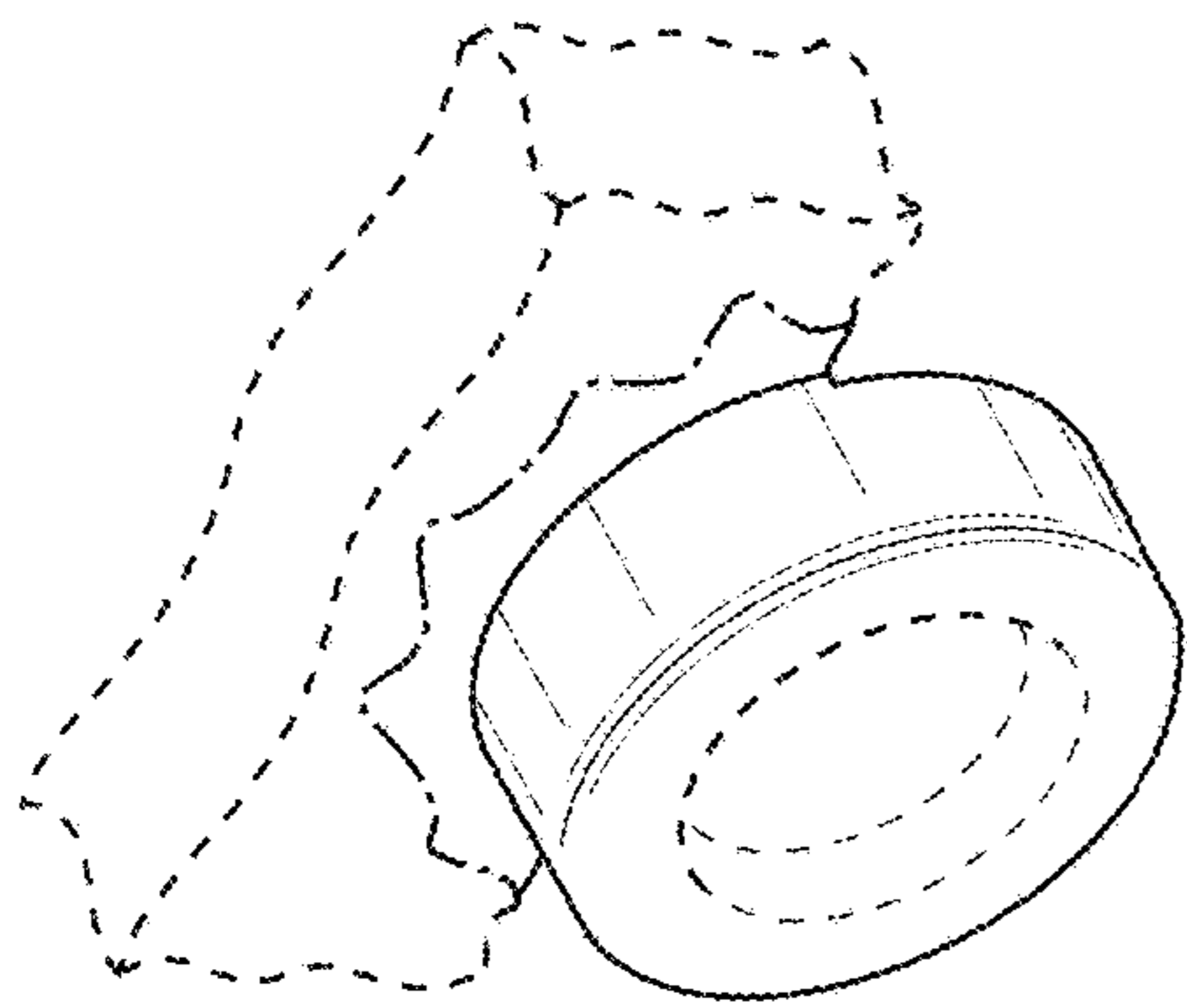
D262,045 S 11/1981 Nakao et al.  
 4,306,373 A 12/1981 Chatani et al.  
 4,375,139 A 3/1983 Chatani  
 D272,256 S 1/1984 Chatani et al.  
 4,446,649 A \* 5/1984 Moe ..... A63H 17/264  
 446/128  
 D294,373 S 2/1988 Bertrand  
 D295,642 S 5/1988 Olsen  
 D295,649 S 5/1988 Takahashi  
 D295,993 S 5/1988 Knudsen  
 D296,342 S 6/1988 Knudsen  
 D301,260 S 5/1989 McLaughlin et al.  
 D308,706 S 6/1990 Mikkelsen  
 D309,638 S \* 7/1990 Meyer ..... D21/495  
 D324,084 S 2/1992 Knudsen  
 D325,052 S 3/1992 Andersen  
 5,120,253 A 6/1992 Gelardi  
 D344,305 S \* 2/1994 Berggreen ..... D21/495  
 D344,552 S 2/1994 Berggreen  
 D363,516 S \* 10/1995 Mathiesen ..... D21/484  
 5,611,187 A 3/1997 Jones  
 D394,469 S 5/1998 Nielsen  
 D394,471 S \* 5/1998 Frederiksen ..... D21/538  
 D394,680 S 5/1998 Andersen  
 5,853,314 A 12/1998 Bora  
 D411,591 S 6/1999 Laserna Fernandez  
 5,919,077 A \* 7/1999 Gondcaille ..... A63H 17/262  
 446/465  
 D412,725 S 8/1999 Nielsen et al.  
 6,616,500 B1 9/2003 Harms et al.  
 D515,634 S \* 2/2006 Paterson ..... D21/500  
 D541,882 S 5/2007 Petersen  
 D546,401 S 7/2007 Sorensen  
 D561,845 S 2/2008 Glickman et al.  
 D608,400 S 1/2010 Ryaa  
 D672,402 S 12/2012 Macadam

8,371,894 B1 2/2013 Rosen et al.  
 D682,950 S 5/2013 Johansson  
 D688,328 S 8/2013 Holm  
 D688,753 S 8/2013 Holm  
 D695,849 S 12/2013 Andersen  
 D695,850 S 12/2013 Andersen  
 D695,851 S 12/2013 Holm  
 D696,360 S 12/2013 Holm  
 D701,923 S 4/2014 Jensen  
 D755,903 S 5/2016 Chen et al.  
 D755,904 S 5/2016 Chen et al.  
 D758,500 S 6/2016 Sorensen  
 2005/0215172 A1 9/2005 Chen  
 2008/0242189 A1 10/2008 Han  
 2014/0262896 A1 9/2014 Ficko

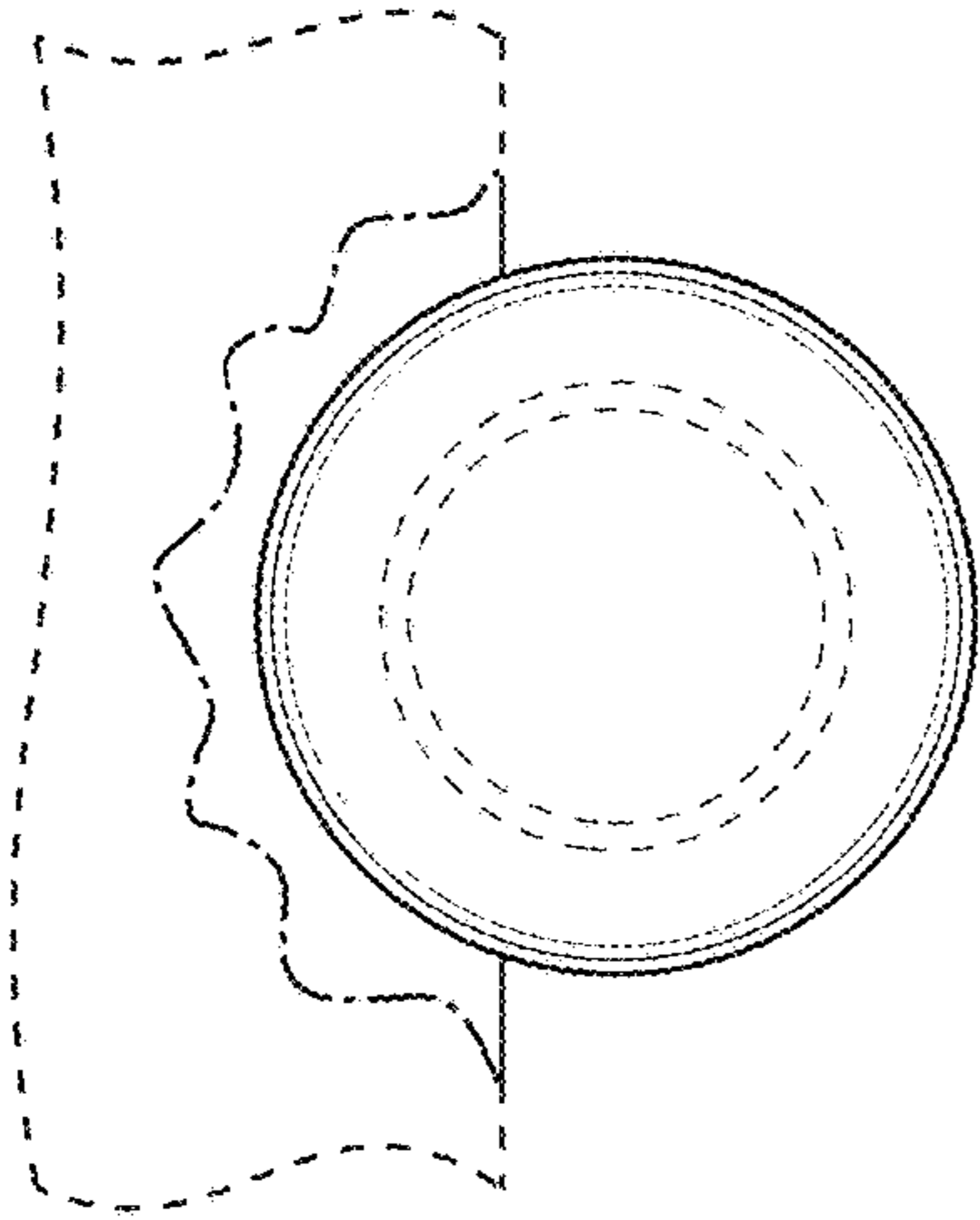
OTHER PUBLICATIONS

Web page printout from “90-Inverted << SNOT degree << The ultimate SNOT reference,” Sep. 7, 2013, reference link (<https://web.archive.org/web/20130907052738/http://swooshable.com/snot/degree/90-inverted/>), 3 pages.  
 Web page printout from “180 << SNOT degree << The ultimate SNOT reference,” Sep. 7, 2013, reference link (<https://web.archive.org/web/20130907052733/http://swooshable.com/snot/degree/180/>), 6 pages.  
 Web page printout from “180-inverted << SNOT degree << The ultimate SNOT reference,” Sep. 7, 2013, reference link (<https://web.archive.org/web/20130907052508/http://swooshable.com/snot/degree/180-inverted/>), 4 pages.  
 The Unofficial Lego Advanced Building Techniques Guide, 2007, 37 pages.  
 Web page printout from “SNOT techniques—Brickwiki,” May 22, 2014, reference link ([http://www.brickwiki.info/wiki/SNOT\\_techniques](http://www.brickwiki.info/wiki/SNOT_techniques)), 3 pages.

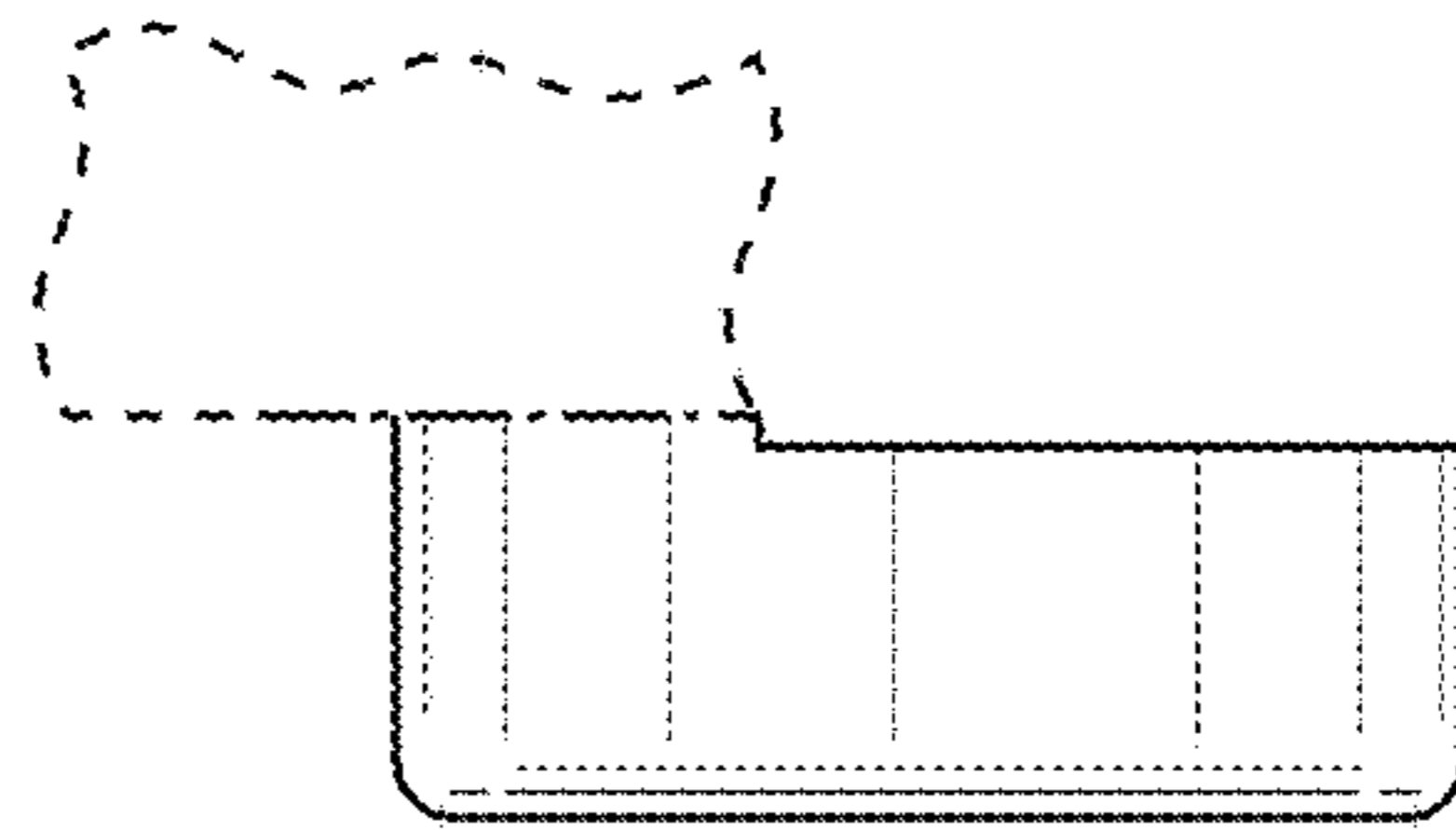
\* cited by examiner



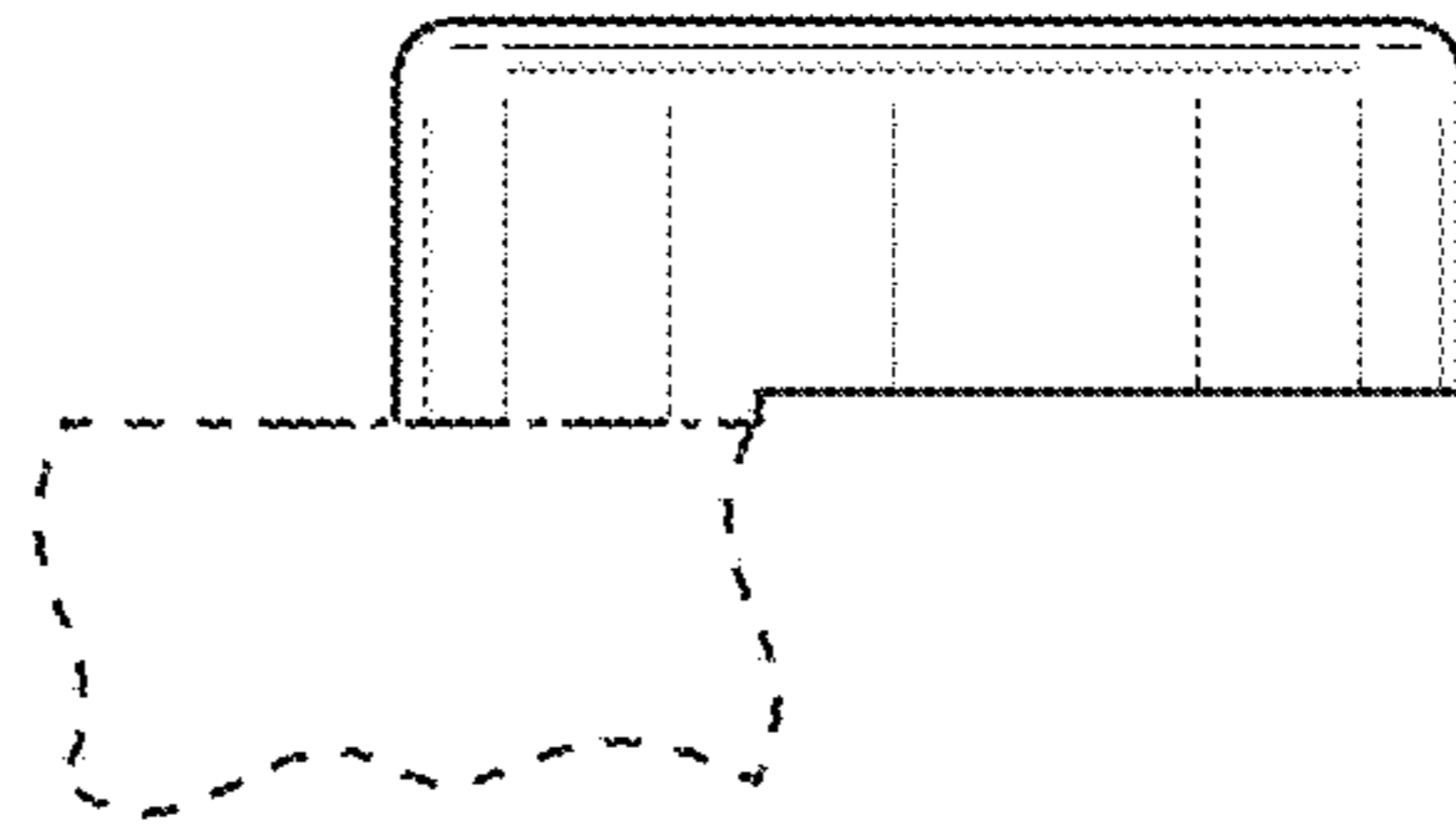
**FIG. 1**



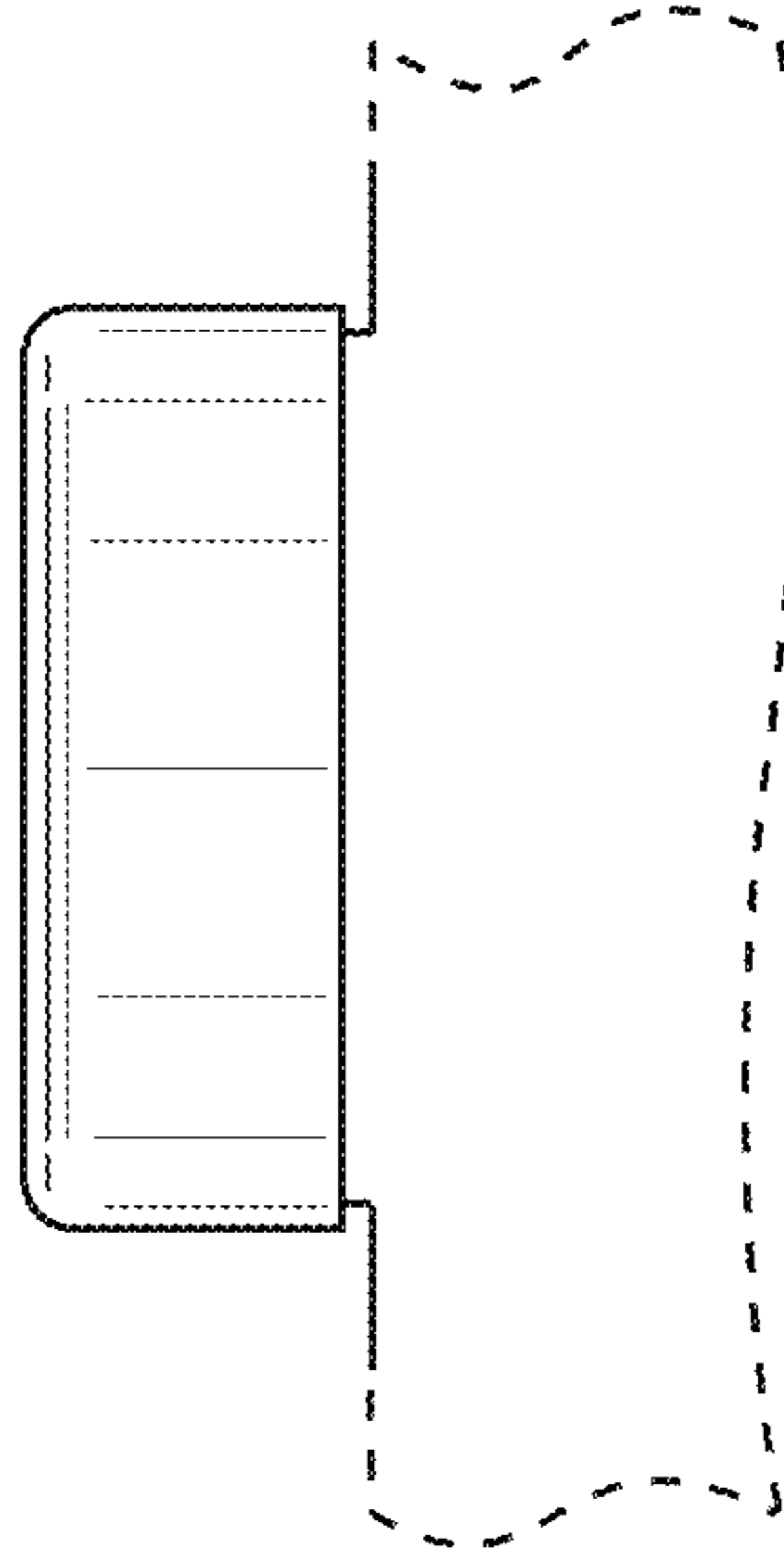
**FIG. 2**



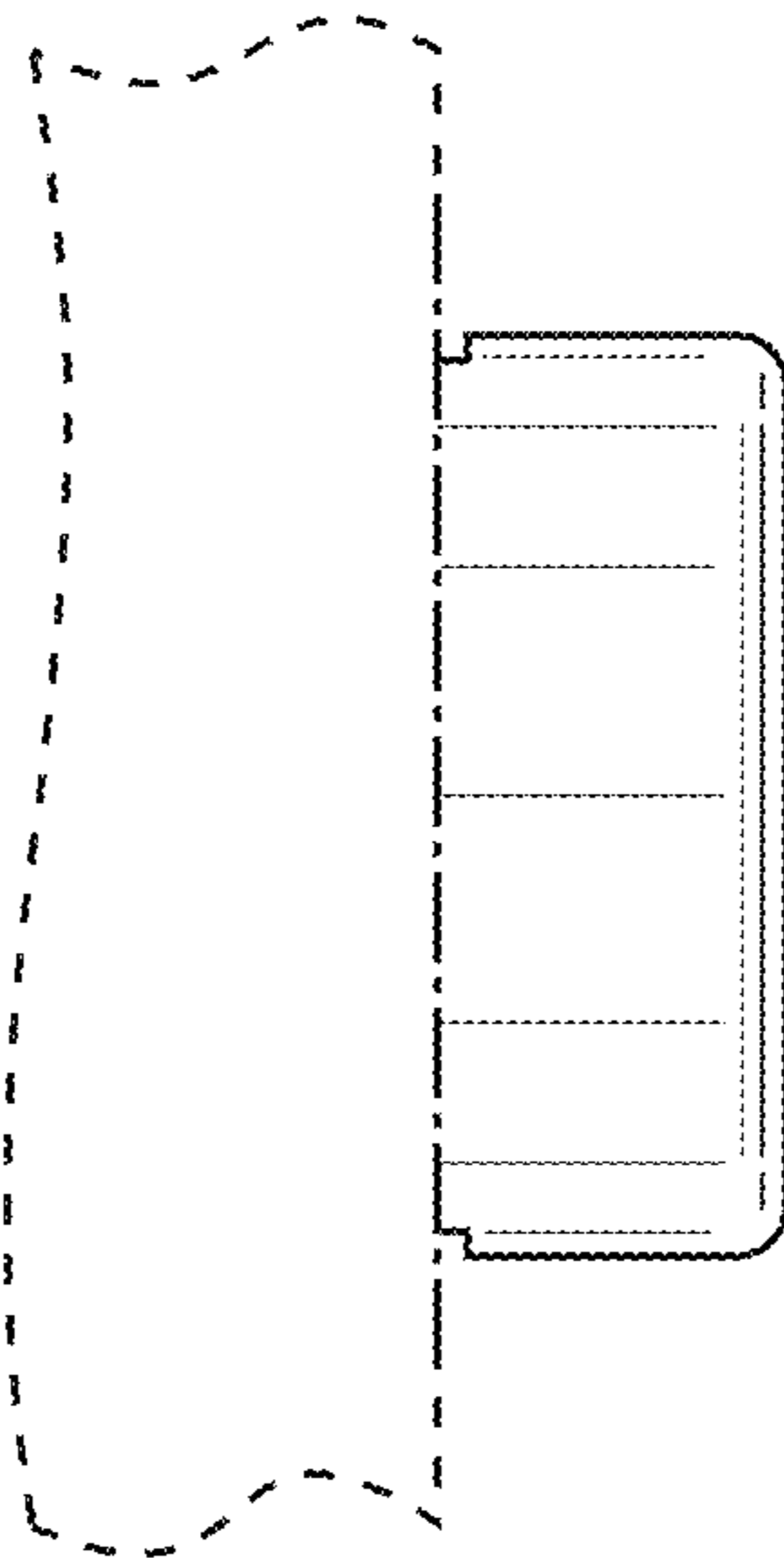
**FIG. 3**



**FIG. 4**



**FIG. 6**



**FIG. 5**