



US00D797191S

(12) **United States Design Patent**
Schnug

(10) **Patent No.:** **US D797,191 S**

(45) **Date of Patent:** **** Sep. 12, 2017**

(54) **PEN**
(71) Applicant: **PRODIR S.A.**, Lamone (CH)
(72) Inventor: **Christoph Schnug**, Berlin (DE)
(73) Assignee: **PRODIR, S.A.** (CH)
(**) Term: **15 Years**
(21) Appl. No.: **35/500,556**
(22) Filed: **Jan. 14, 2016**
(80) **Hague Agreement Data**
Int. Filing Date: **Jan. 14, 2016**
Int. Reg. No.: **DM/089059**
Int. Reg. Date: **Jan. 14, 2016**
Int. Reg. Pub. Date: **Feb. 5, 2016**

(30) **Foreign Application Priority Data**
Dec. 18, 2015 (EM) 002916361-0001-0002
(51) **LOC (10) Cl.** **19-06**
(52) **U.S. Cl.**
USPC **D19/171; D19/907**
(58) **Field of Classification Search**
USPC D14/411; D19/115-204
CPC ... B43K 5/00; B43K 7/00; B43K 7/12; B43K
8/04; B43K 8/06; B43K 19/00; B43K
19/02; B43K 19/14; B43K 24/08
See application file for complete search history.

(56) **References Cited**
U.S. PATENT DOCUMENTS
D9,317 S * 5/1876 Dicker D19/185
D87,067 S * 5/1932 Kolber D19/163
2,007,245 A * 7/1935 Gimonet A45D 40/02
132/218
D105,022 S * 6/1937 Larsen D19/184

D163,787 S * 7/1951 Blockert et al. D19/164
D229,357 S * 11/1973 Defores D19/170
D229,636 S * 12/1973 Defores D19/164
D286,647 S * 11/1986 Perrin D19/173
D286,648 S * 11/1986 Perrin D19/169
D401,277 S * 11/1998 Takemura D19/173
D404,763 S * 1/1999 Shimizu D19/173
D416,577 S * 11/1999 Andrews D19/174
5,984,556 A * 11/1999 Gray B43K 23/008
401/192
D422,024 S * 3/2000 Andrews D19/168
D523,081 S * 6/2006 Pellissa Beneyto D19/174
D544,541 S * 6/2007 Li D19/166
D576,211 S * 9/2008 Qiu D19/175
D576,212 S * 9/2008 Qiu D19/117
D587,752 S * 3/2009 Shimizu D19/172
D619,487 S * 7/2010 Graff D11/3
D627,392 S * 11/2010 Graff D19/169
D644,691 S * 9/2011 Pagani D19/173
D663,770 S * 7/2012 Koch D19/173
D670,761 S * 11/2012 Fleming D19/173
D730,987 S * 6/2015 Schnug D19/171

* cited by examiner

Primary Examiner — Elizabeth Albert

(74) *Attorney, Agent, or Firm* — David I. Roche; Baker & McKenzie LLP

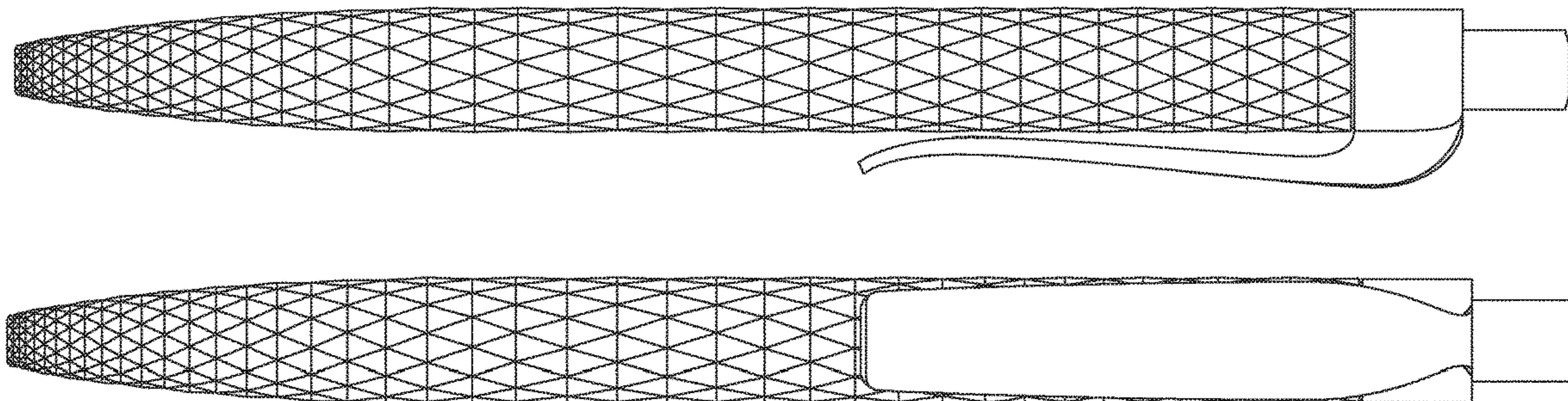
(57) **CLAIM**

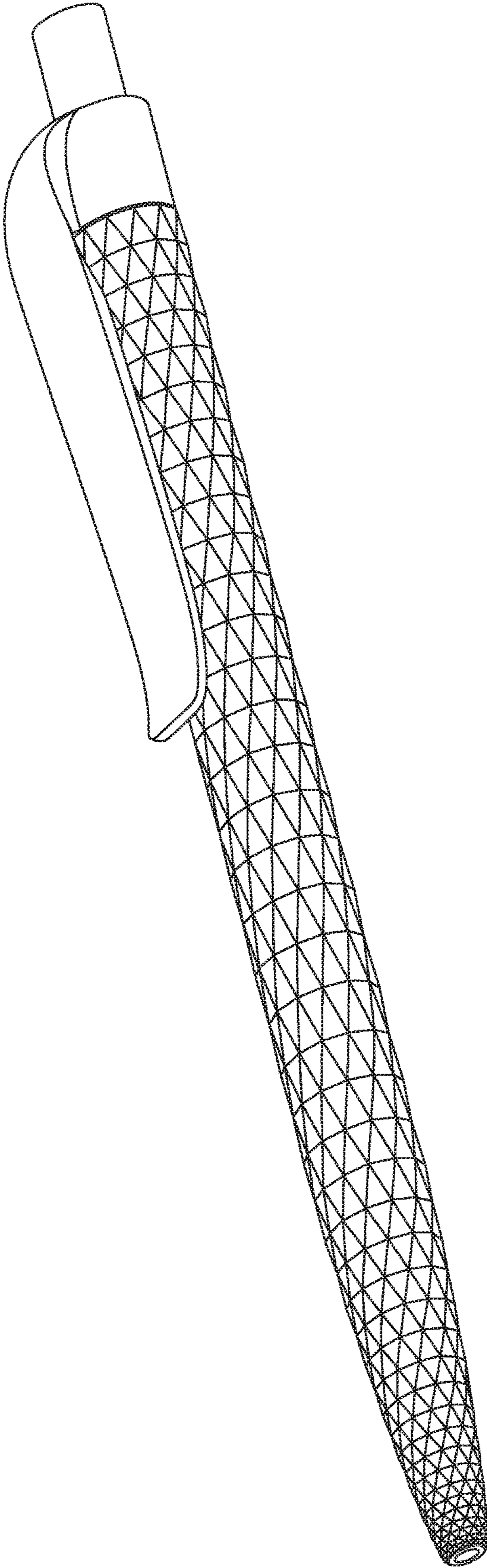
The ornamental design for a pen, as shown and described.

DESCRIPTION

1. Pen
1.1 is a front perspective view of pen showing my new design;
1.2 is a right side view thereof;
1.3 is a left side view thereof;
1.4 is a front view thereof;
1.5 is a back view thereof;
1.6 is a bottom view thereof; and
1.7 is a top view thereof.

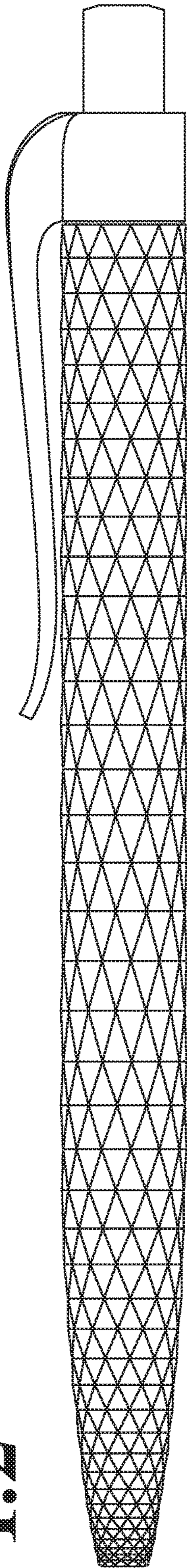
1 Claim, 4 Drawing Sheets



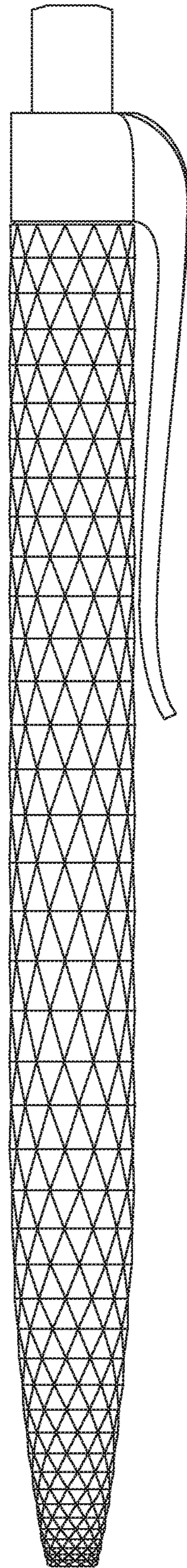


1.1

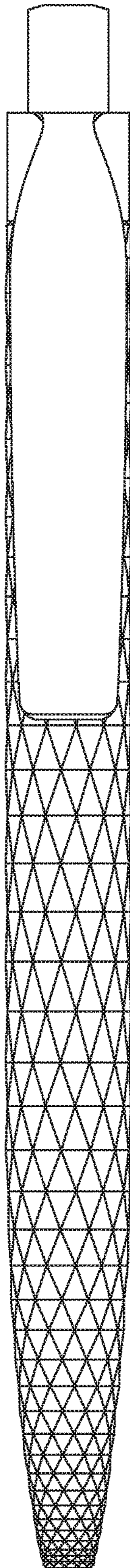
1.2



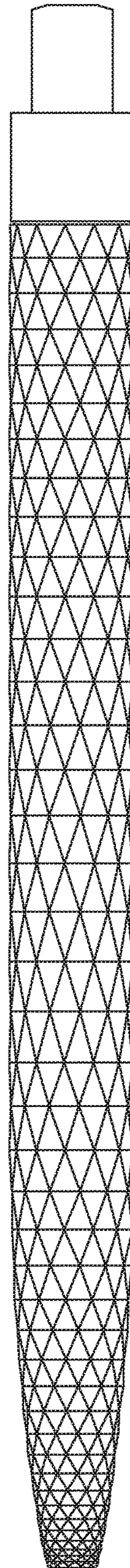
1.3



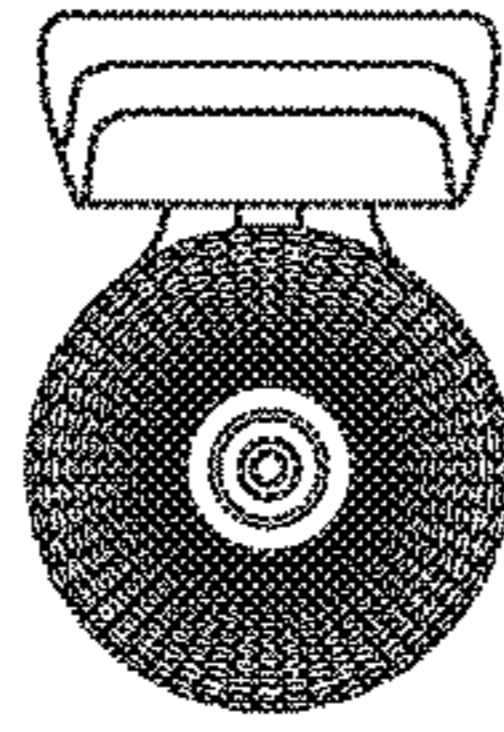
1.4



1.5



1.6



1.7

