



US00D797186S

(12) **United States Design Patent** (10) **Patent No.:** **US D797,186 S**
Nelson et al. (45) **Date of Patent:** **** Sep. 12, 2017**

(54) **WREATH GREETING CARD**

(56) **References Cited**

(71) Applicant: **American Greetings Corporation,**
Cleveland, OH (US)

U.S. PATENT DOCUMENTS

(72) Inventors: **Gary Nelson,** Avon, OH (US); **Erin Dennis,** Lakewood, OH (US)

3,500,035 A 3/1970 Franc
D265,409 S * 7/1982 Braasch 428/4
5,315,492 A 5/1994 Davenport
5,506,009 A * 4/1996 Stolzman A41G 1/00
248/27.8

(73) Assignee: **American Greetings Corporation,**
Cleveland, OH (US)

D404,338 S 1/1999 Hollinger
5,891,533 A * 4/1999 Pensero D04D 7/10
428/10

(**) Term: **15 Years**

D555,739 S * 11/2007 Brown D21/400
2009/0317568 A1 * 12/2009 Hruska A01G 5/04
428/10
2012/0052218 A1 * 3/2012 Kendall A01G 5/04
428/10

(21) Appl. No.: **29/582,341**

* cited by examiner

(22) Filed: **Oct. 27, 2016**

Primary Examiner — Abraham Bahta

(51) **LOC (10) Cl.** **19-01**

(74) *Attorney, Agent, or Firm* — Christine Flanagan

(52) **U.S. Cl.**

(57) **CLAIM**

USPC **D19/1**

The ornamental design for a wreath greeting card, as shown and described.

(58) **Field of Classification Search**

DESCRIPTION

USPC D19/1-8, 82, 100; 40/124.01-124.15,
40/582, 540, 443, 442, 902, 672, 617,
40/599, 331, 359, 360, 625, 717, 455,
40/124.191; 446/147; 362/806, 808;
428/42.1, 203-204, 913.3, 3-11;
283/2-4, 74-75, 91, 103, 105-106;
D20/10, 22, 42, 27, 40; 229/92, 92.1,
229/92.8, 300-303; D11/131, 117;
206/449, 308.3; D21/660
CPC B42D 15/00; B42D 15/022; B42D 15/027;
B42D 15/042; B42D 15/045; B42D
25/00; B42D 25/20; B42D 25/30; B42D
25/23; B42D 25/26; B42D 25/29; B42D
25/285; B42D 2033/00; B42D 2033/02;
B42D 2033/04; B42D 2033/08; B42D
2033/10; B42D 2033/18; B42D 2033/20;
B42D 2033/22; B42D 2033/28; B42D
2033/30

FIG. 1 is a front perspective view of a first embodiment of the greeting card of the present invention, in a closed position.

FIG. 2 is a front view of the greeting card of FIG. 1.

FIG. 3 is a rear view of the greeting card of FIG. 1.

FIG. 4 is a right side view of the greeting card of FIG. 1.

FIG. 5 is a left side view of the greeting card of FIG. 1.

FIG. 6 is a top down view of the greeting card of FIG. 1.

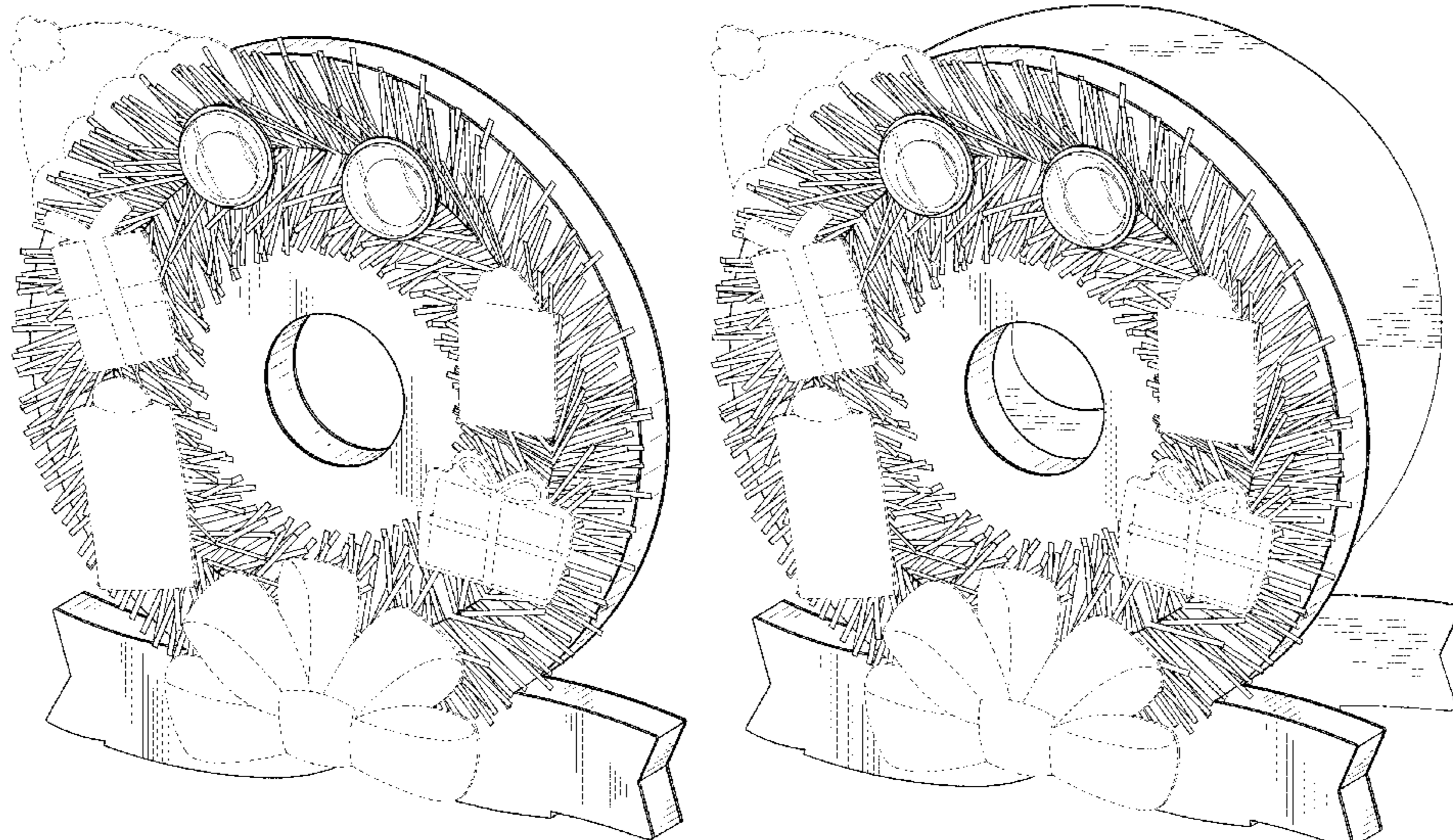
FIG. 7 is a bottom up view of the greeting card of FIG. 1; and,

FIG. 8 is a front perspective view of the greeting card of FIG. 1, in a partially open position.

The broken line showing of portions of the wreath greeting card is included for the purpose of illustrating environment and forms no part of the claimed design.

See application file for complete search history.

1 Claim, 6 Drawing Sheets



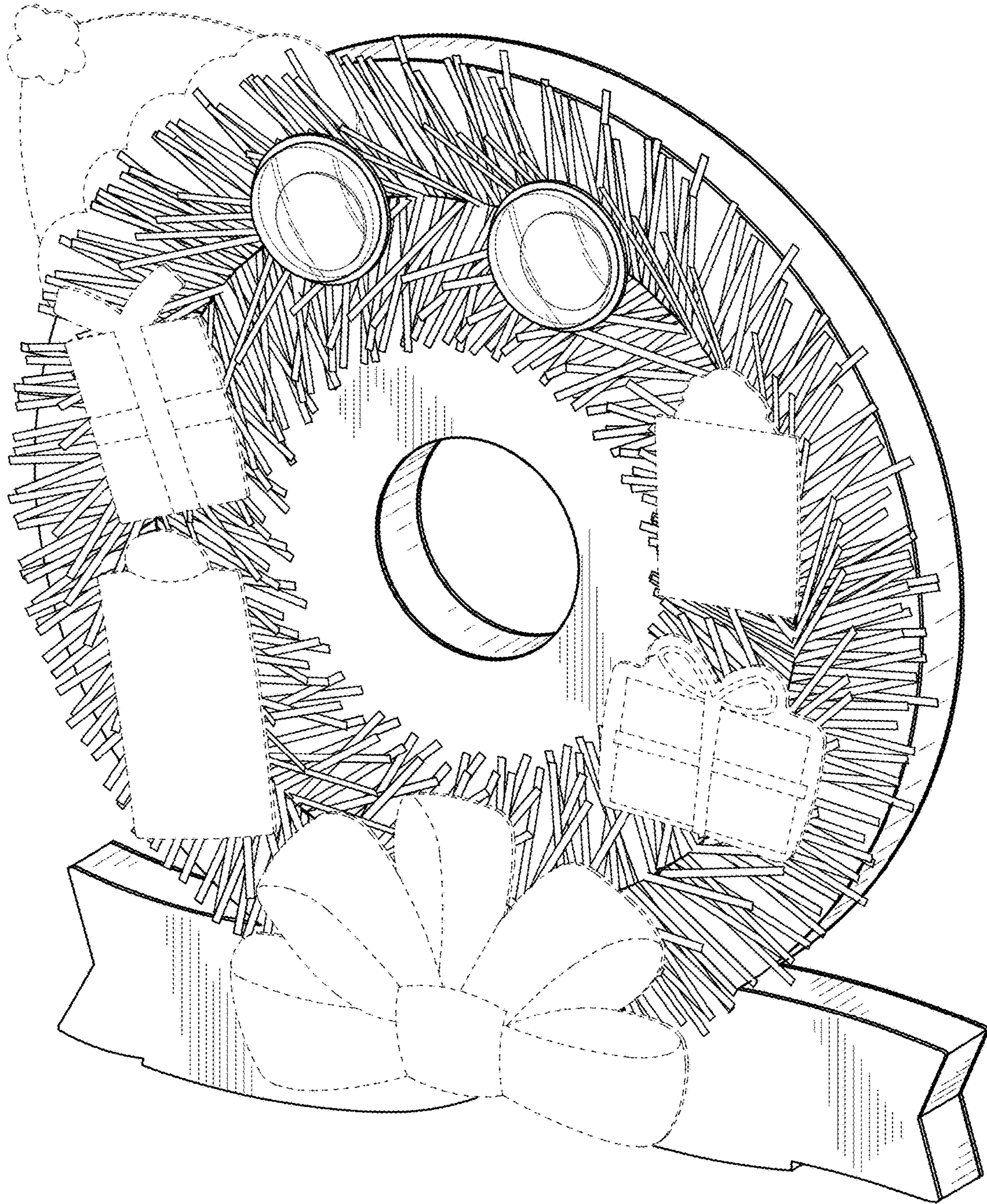


Fig. 1




Fig. 2

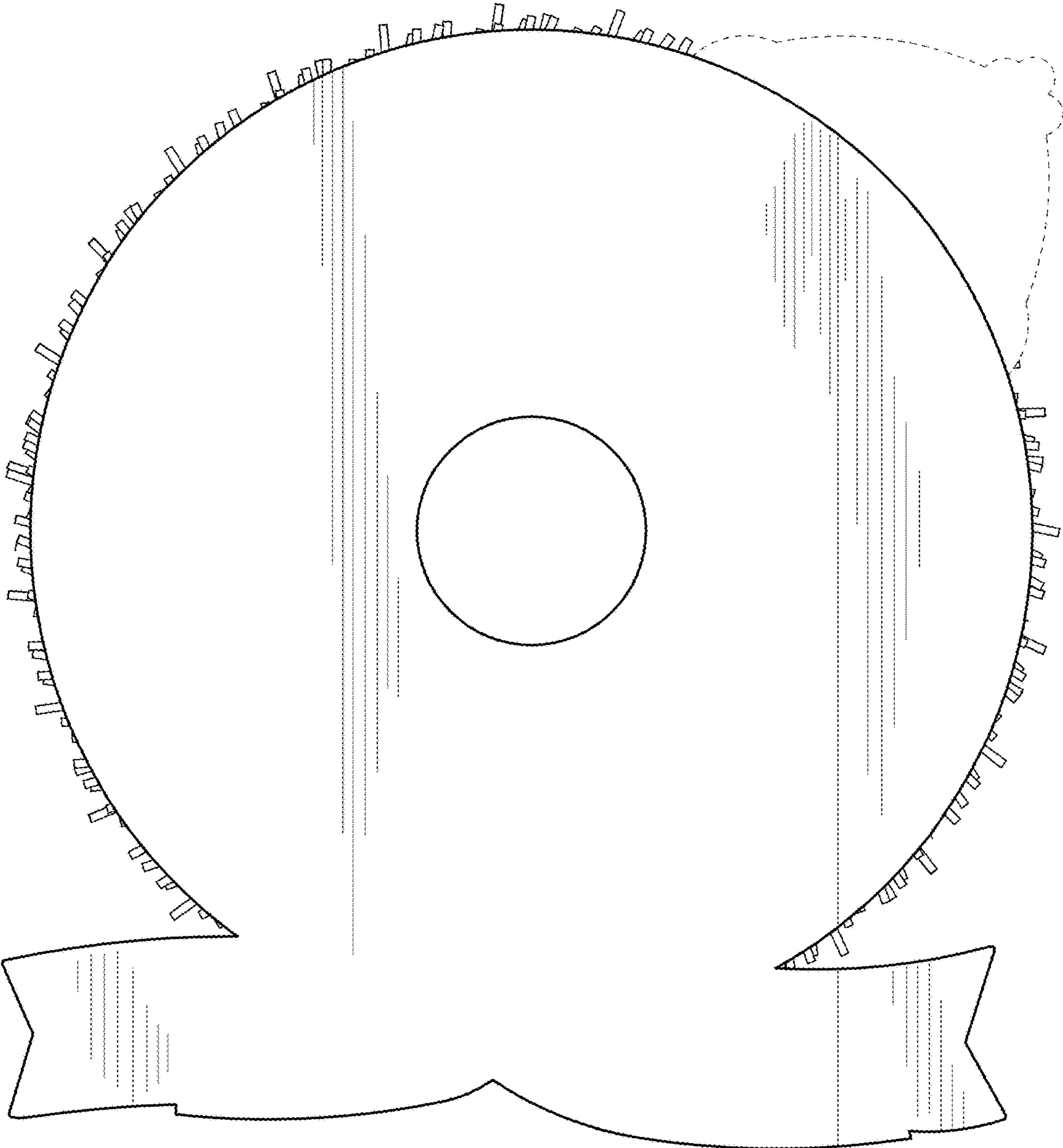


Fig. 3

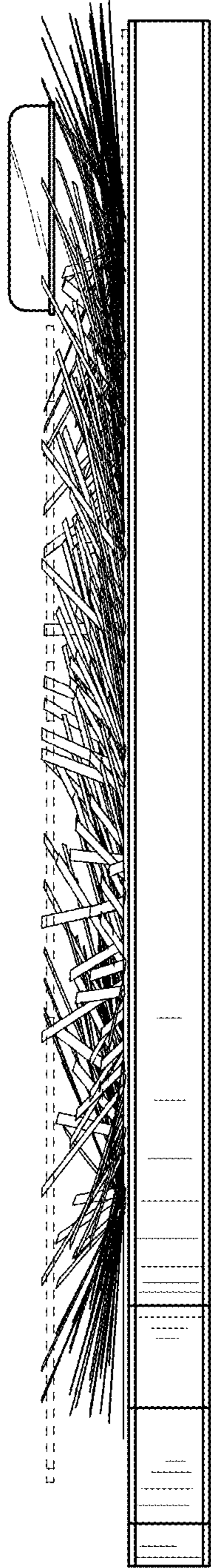


Fig. 4

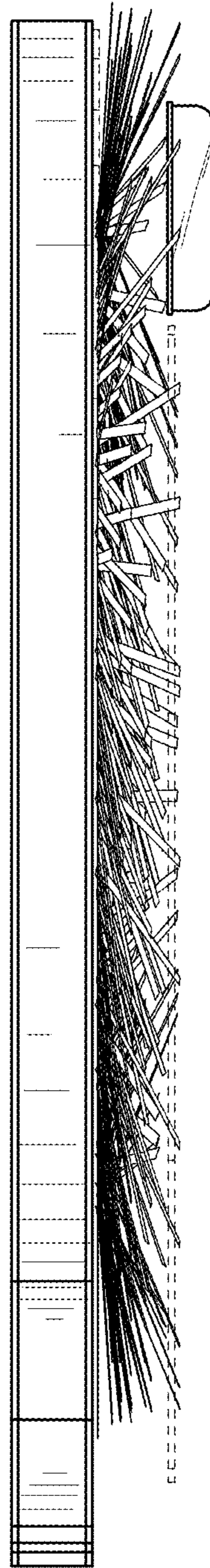


Fig. 5

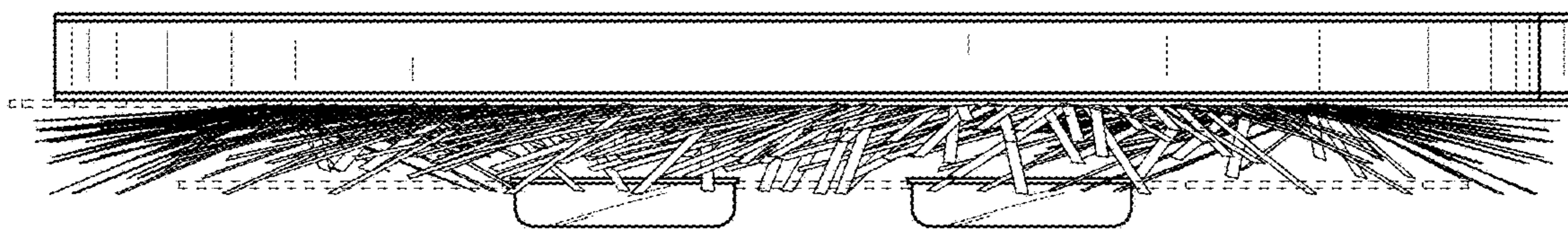


Fig. 6

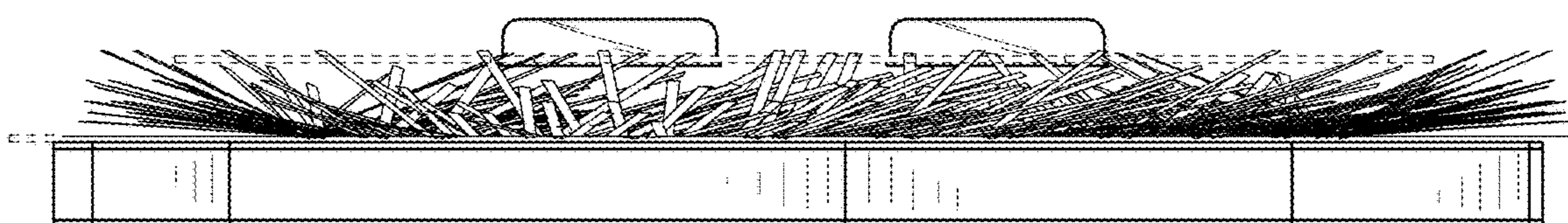


Fig. 7

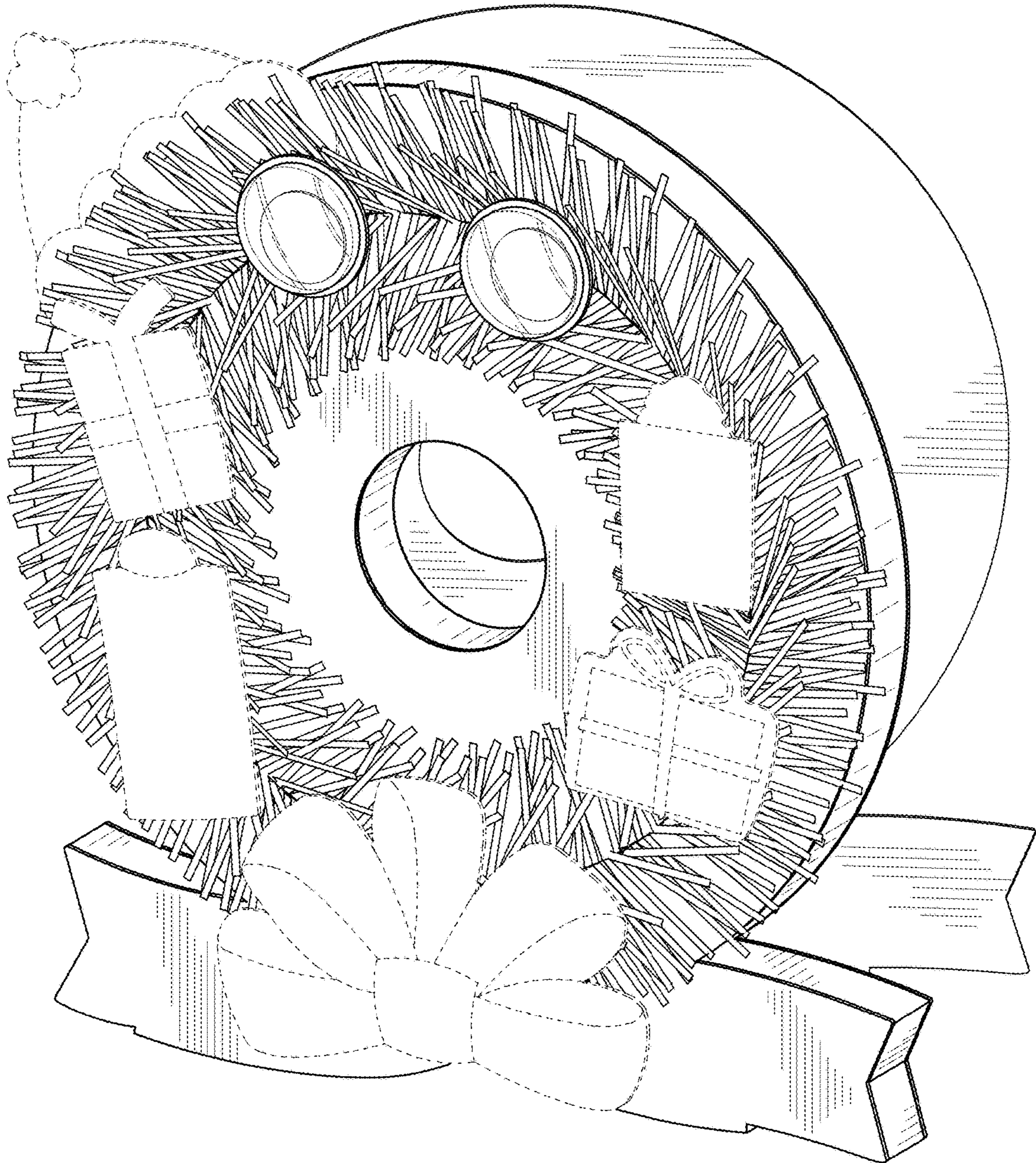


Fig. 8