



US00D797178S

(12) **United States Design Patent** (10) **Patent No.:** **US D797,178 S**  
**Errazuriz** (45) **Date of Patent:** **\*\* Sep. 12, 2017**

(54) **CAMERA SUPPORT DEVICE**

(71) Applicant: **Sebastian Errazuriz**, Brooklyn, NY (US)

(72) Inventor: **Sebastian Errazuriz**, Brooklyn, NY (US)

(\*\*) Term: **15 Years**

(21) Appl. No.: **29/539,857**

(22) Filed: **Sep. 17, 2015**

(51) **LOC (10) Cl.** ..... **16-05**

(52) **U.S. Cl.**  
USPC ..... **D16/242; D14/253**

(58) **Field of Classification Search**  
USPC ..... D16/134, 136, 200, 204, 208, 213-219,  
D16/235, 237-250; D14/203, 209, 217,  
D14/218, 224, 345, 440, 449, 250-253;  
D8/363, 373, 394

CPC ..... G03B 17/02; G03B 17/04; G03B 17/14;  
G03B 21/20-21/2066; G03B  
15/041-15/0436; G03B 17/56

See application file for complete search history.

(56) **References Cited**

**U.S. PATENT DOCUMENTS**

D382,286 S *	8/1997	Doran	.....	224/908
5,768,645 A *	6/1998	Kessler	.....	G03B 17/38 396/376
D645,490 S *	9/2011	Gille	.....	D16/135
D678,387 S *	3/2013	Stump	.....	D16/244
D689,852 S *	9/2013	Azoulay	.....	D14/250
D715,791 S *	10/2014	Yu	.....	D14/253
D757,702 S *	5/2016	Kanazawa	.....	D14/250
D766,230 S *	9/2016	Shepard	.....	D14/253

(Continued)

**FOREIGN PATENT DOCUMENTS**

EM 002715755-0003 \* 6/2015

**OTHER PUBLICATIONS**

Crazy Hot Sell Selfie Stick Phone Case for iPhone 6/6s Plus with Mirror. [online] published date Oct. 29, 2014. Retrieved on Apr. 4, 2017 from <URL: <http://tashells.manufacturer.globalsources.com/si/6008847379867/pdtl/Selfie-stick/1146559259/Selfie-Stick-Phone-Case.htm>>.\*

*Primary Examiner* — Vy Koenig

*Assistant Examiner* — Omeed Agilee

(74) *Attorney, Agent, or Firm* — Charles H Jew

(57) **CLAIM**

The ornamental design for a camera support device, as shown and described.


**DESCRIPTION**

FIG. 1 is a front elevational view of the camera support device showing my design;  
FIG. 2 is a rear elevational view thereof;  
FIG. 3 is a right side view thereof;  
FIG. 4 is a left side view thereof;  
FIG. 5 is a top view thereof;  
FIG. 6 is a bottom view thereof;  
FIG. 7 is a top, front, and right perspective view thereof;  
FIG. 8 is a front, left, and top perspective view thereof with an unclaimed smart phone encased therein;  
FIG. 9 is a right and top perspective view showing the support handle in an operating position and is fully extended; and,  
FIG. 10 is a right and top perspective view showing the support handle removed from a stored position and is partially extended.

The broken lines shown in the FIGS. 1-4 and 7-10 depict portions of the camera support device that form no part of the claimed design. The broken lines shown in FIG. 8 also depict the smart phone which is not part of the claimed design.

The symbolic break lines in the handle of FIG. 10 convey that the appearance of any portion of the handle between the symbolic break lines forms no part of the claimed design.

**1 Claim, 3 Drawing Sheets**




(56)

**References Cited**


U.S. PATENT DOCUMENTS

D780,248 S \* 2/2017 Anari, III ..... D16/242  
2006/0257137 A1\* 11/2006 Fromm ..... F16M 11/18  
396/420  
2008/0117328 A1\* 5/2008 Daoud ..... F16M 11/10  
348/373  
2010/0200710 A1\* 8/2010 Shenouda ..... F16M 13/00  
248/157  
2016/0091139 A1\* 3/2016 Levine ..... F16M 13/04  
294/139  
2017/0085284 A1\* 3/2017 Ai ..... H04B 1/3888


\* cited by examiner




**FIG. 1**



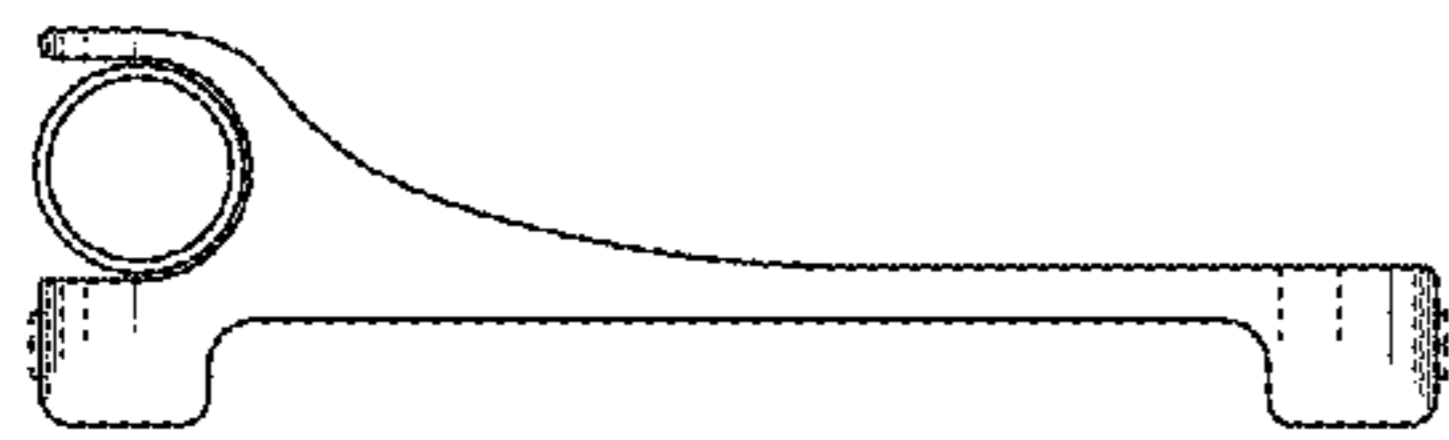
**FIG. 2**



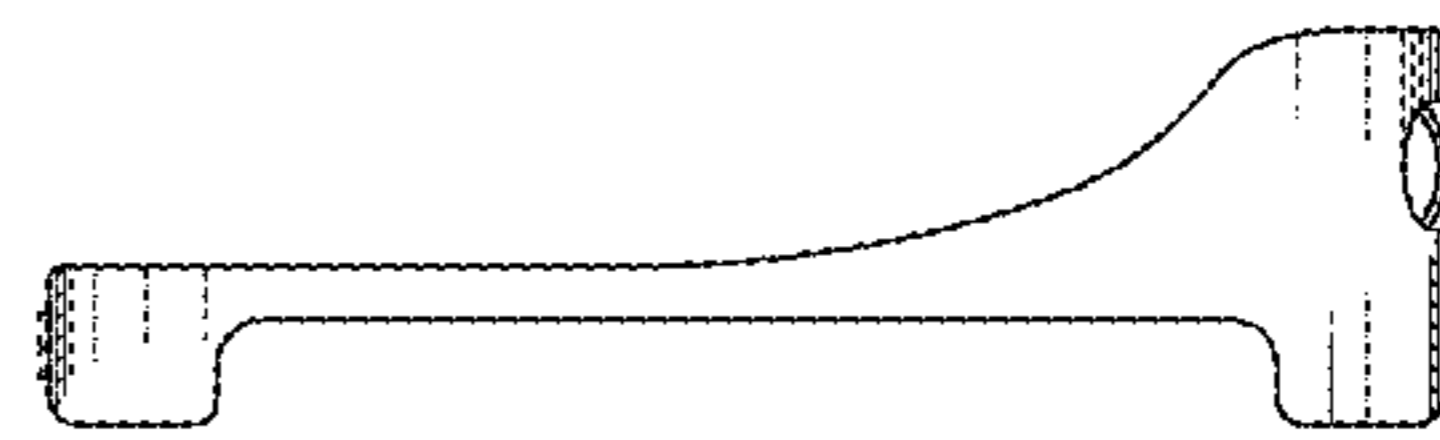
**FIG. 3**



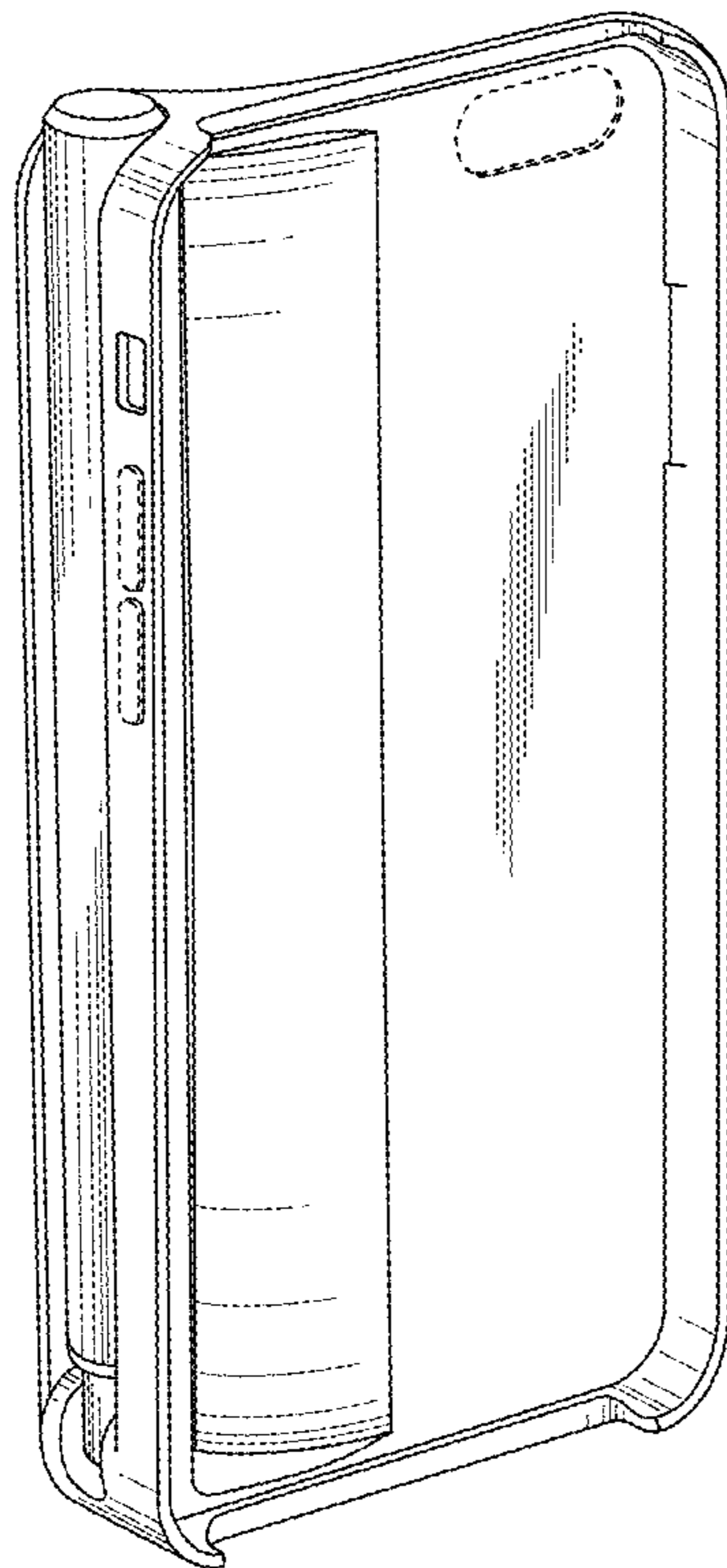
**FIG. 4**




**FIG. 5**



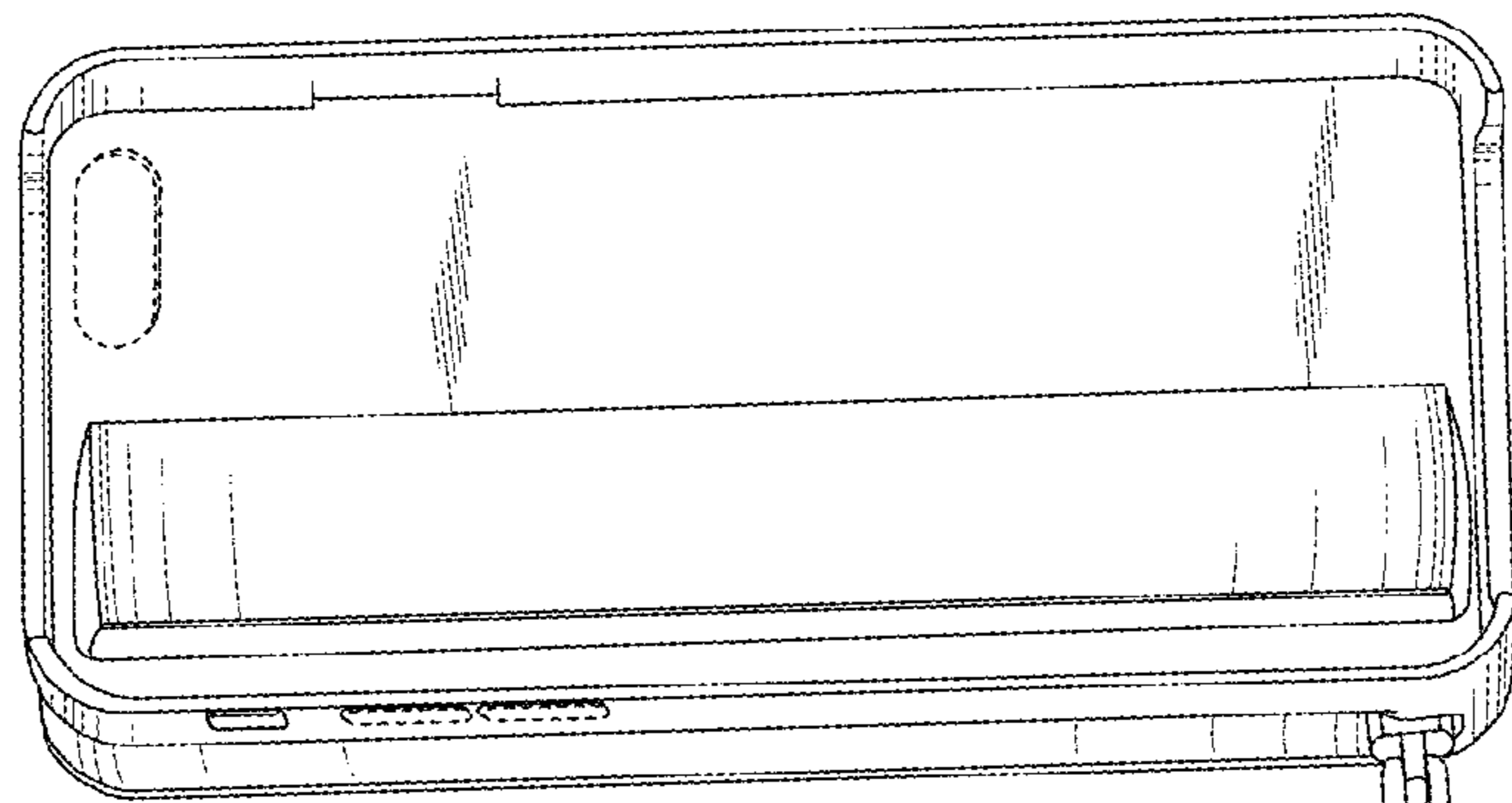
**FIG. 6**



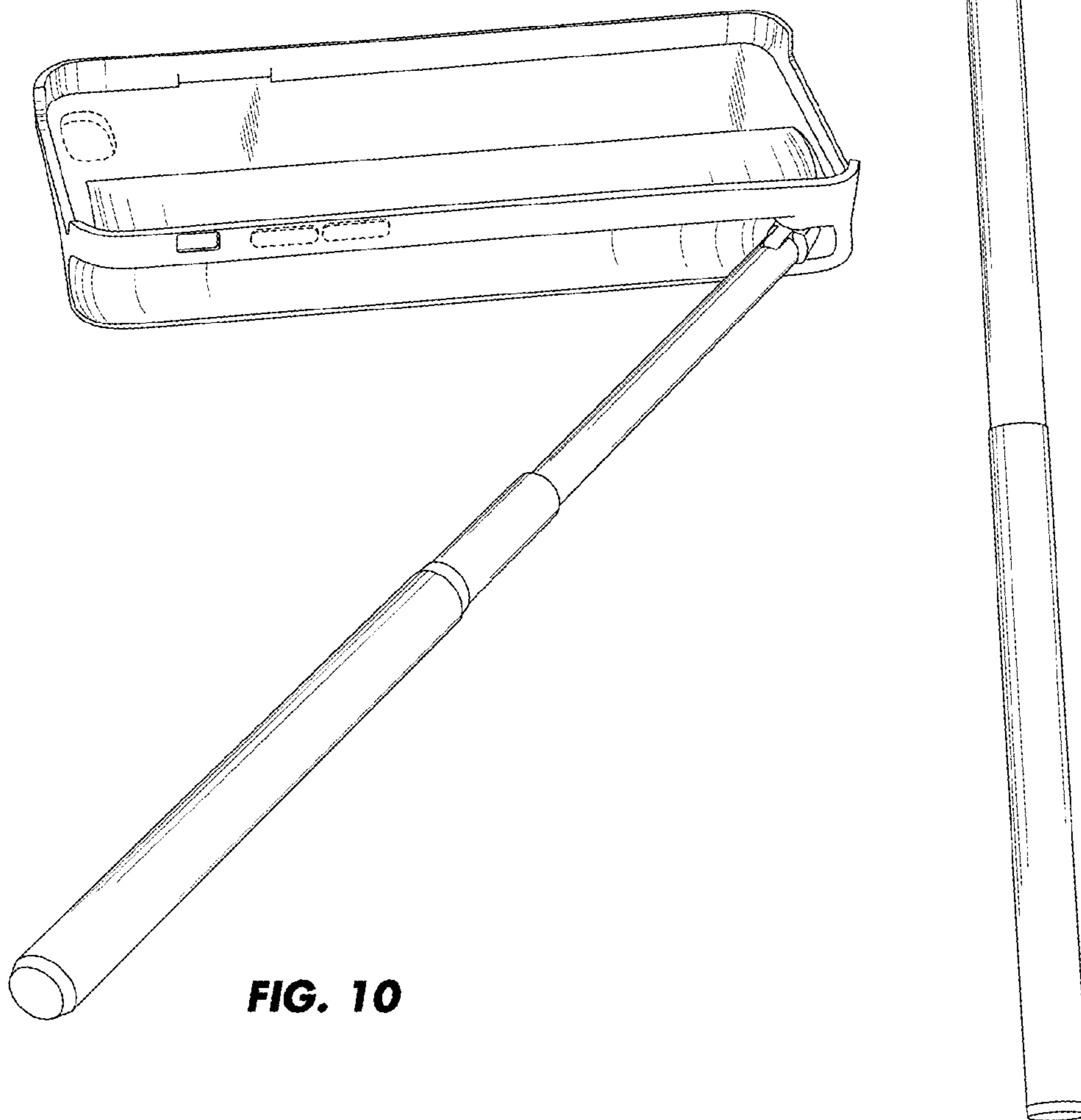
**FIG. 7**



**FIG. 8**



**FIG. 9**



**FIG. 10**