



US00D797176S

(12) **United States Design Patent**
Lin et al.

(10) **Patent No.:** **US D797,176 S**

(45) **Date of Patent:** **** Sep. 12, 2017**

(54) **SURVEILLANCE CAMERA**

(71) Applicant: **VIVOTEK INC.**, New Taipei (TW)

(72) Inventors: **Chih-Hung Lin**, New Taipei (TW);
Jo-Wen Lin, New Taipei (TW)

(73) Assignee: **VIVOTEK INC.**, New Taipei (TW)

(**) Term: **14 Years**

(21) Appl. No.: **29/501,262**

(22) Filed: **Sep. 3, 2014**

(30) **Foreign Application Priority Data**

Mar. 18, 2014 (TW) 103301520

(51) **LOC (10) Cl.** **16-01**

(52) **U.S. Cl.**
USPC **D16/203**

(58) **Field of Classification Search**
USPC D3/207, 208, 270, 271.1; D6/334;
D10/49, 52, 115; D14/204, 206, 215,
D14/217, 221, 222, 239, 240, 252, 253,
D14/299; D16/132-136, 200, 202, 203,
D16/205, 206, 208, 209, 211, 218, 219,
D16/220; D21/514; D26/85
CPC G03B 17/02; G03B 19/04; G03B 17/56;
G03B 17/04; G03B 15/03; G03B 17/14;
H04N 5/2251; H04N 5/2252; H04N
5/2253; H04N 5/2254; G02B 7/02; G02B
7/04; G02B 7/14
See application file for complete search history.

(56) **References Cited**

U.S. PATENT DOCUMENTS

D98,995 S * 3/1936 Bissell D10/115
D178,007 S * 6/1956 Pettengill D10/109.1
3,049,614 A * 8/1962 Eikenberry G08G 1/095
362/267

3,664,705 A * 5/1972 Brody A47C 5/005
297/451.4
D226,793 S * 5/1973 Watamura D6/364
D340,940 S * 11/1993 Ellenberger D16/203
D378,095 S * 2/1997 Hasegawa D16/203
D431,914 S * 10/2000 Lewis D6/334
D478,607 S * 8/2003 Nakaigawa D16/219
D481,407 S * 10/2003 Alessio D16/203
D485,688 S * 1/2004 Frinier D6/334
D497,928 S * 11/2004 Cheng-Yuan D16/203
D545,860 S * 7/2007 Miyazaki D16/202
D554,169 S * 10/2007 Peng D16/203
D580,092 S * 11/2008 Watkins D26/120
D628,399 S * 12/2010 Gauthier D6/334
D635,172 S * 3/2011 Ko D16/203
D638,229 S * 5/2011 Lewis D6/334
D638,871 S * 5/2011 Bergstrom D16/203
D643,453 S * 8/2011 Ham D16/203
D643,454 S * 8/2011 Zaliauskas D16/202
D647,937 S * 11/2011 Raken D16/203
D661,719 S * 6/2012 Katori D16/203

(Continued)

Primary Examiner — Susan E Krakower
Assistant Examiner — Lisa A Grabenstetter
(74) *Attorney, Agent, or Firm* — Winston Hsu

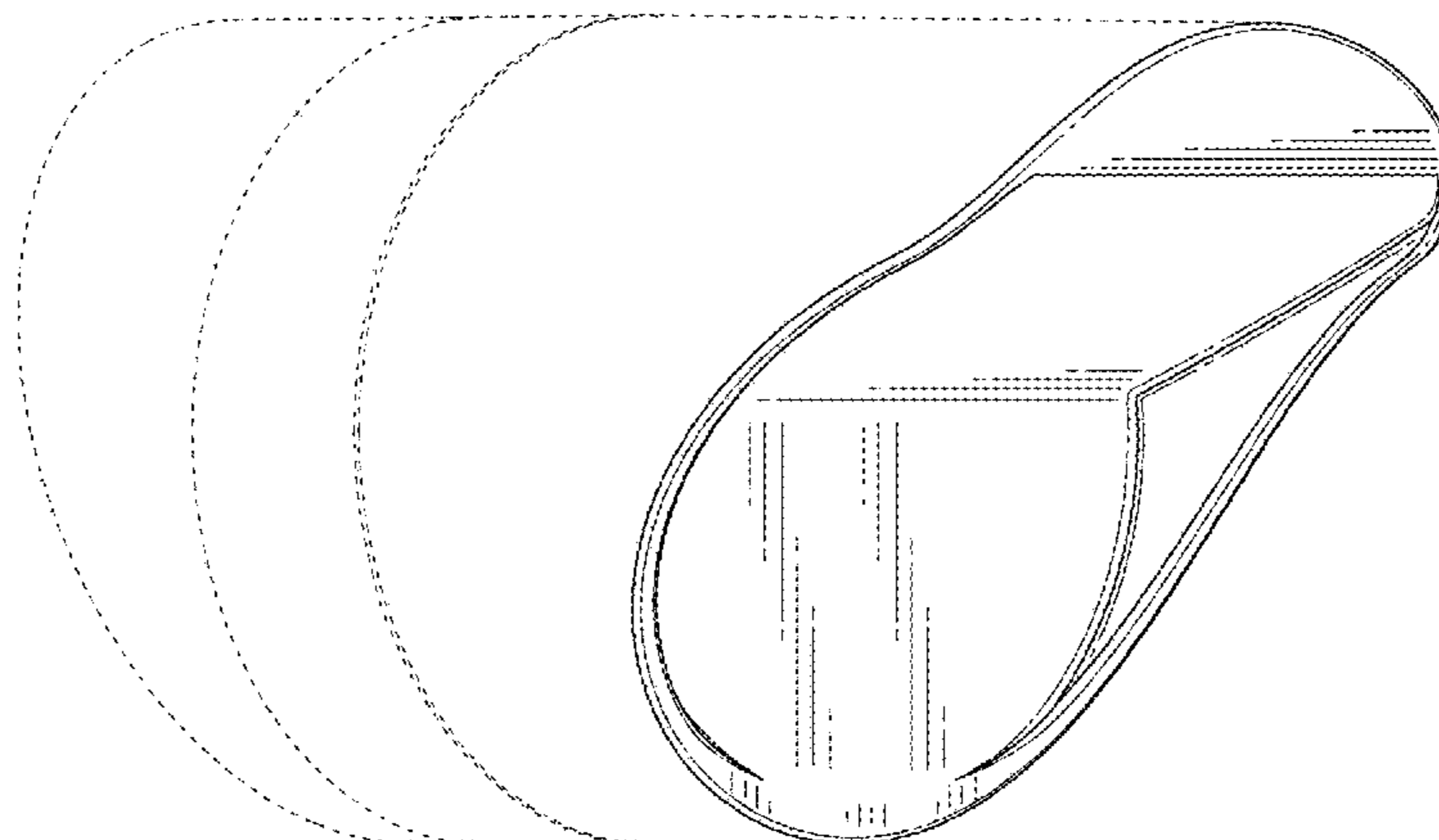
(57) **CLAIM**

The ornamental design for a surveillance camera, as shown and described.

DESCRIPTION

FIG. 1 is a rear, right, top perspective view of a surveillance camera showing our new design;
FIG. 2 is a front view thereof;
FIG. 3 is a rear view thereof;
FIG. 4 is a right side view thereof;
FIG. 5 is a top view thereof; and,
FIG. 6 is a bottom view thereof.
The broken lines depict portions of the surveillance camera which form no part of the claimed design.

1 Claim, 6 Drawing Sheets



(56)

References Cited

U.S. PATENT DOCUMENTS

D667,861 S *	9/2012	Artonne	D16/203
2011/0199482 A1 *	8/2011	Morgan	H04N 5/2251 348/143
2013/0070102 A1 *	3/2013	Gustafson	H04N 5/33 348/164

* cited by examiner

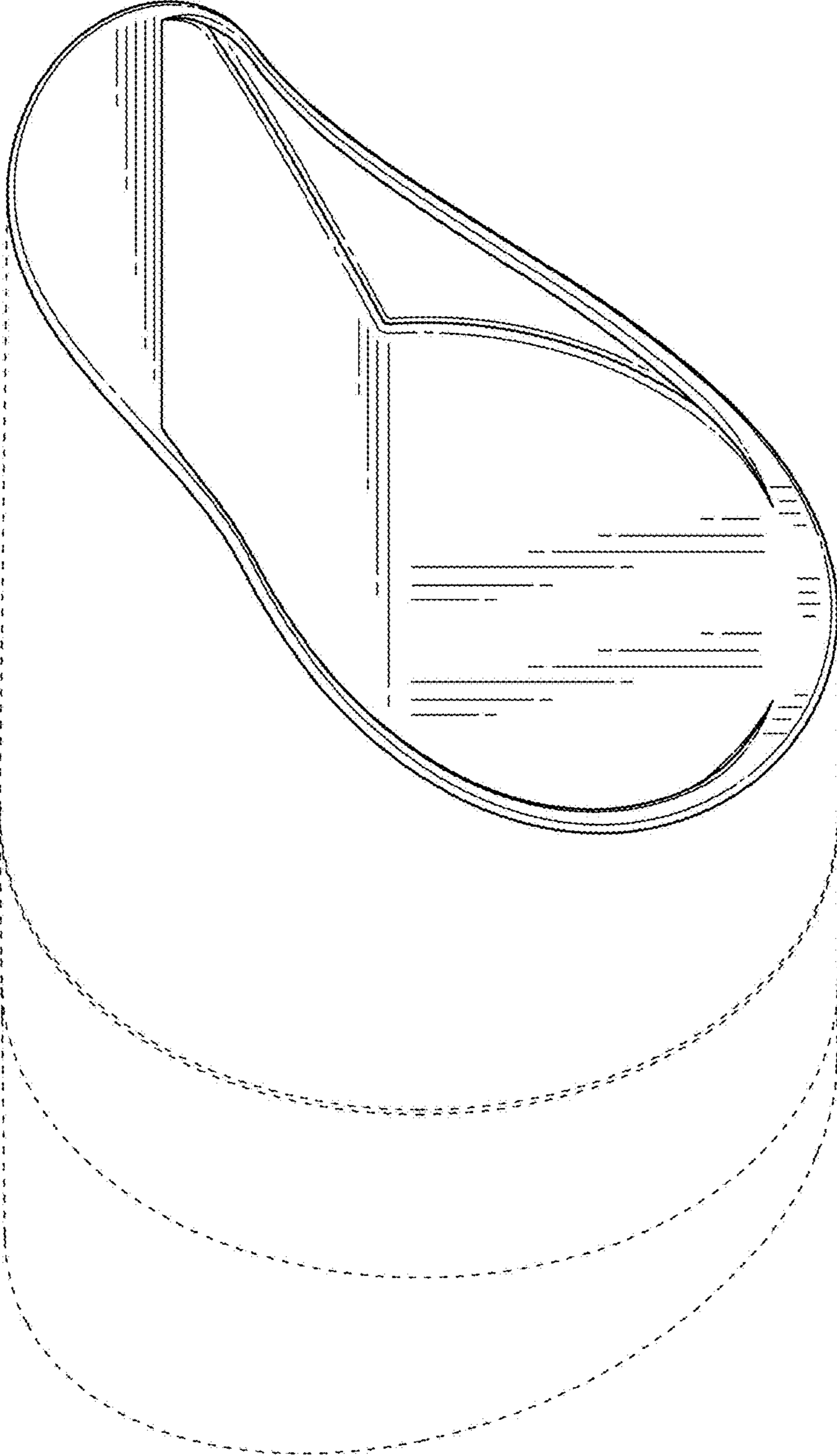


FIG. 1

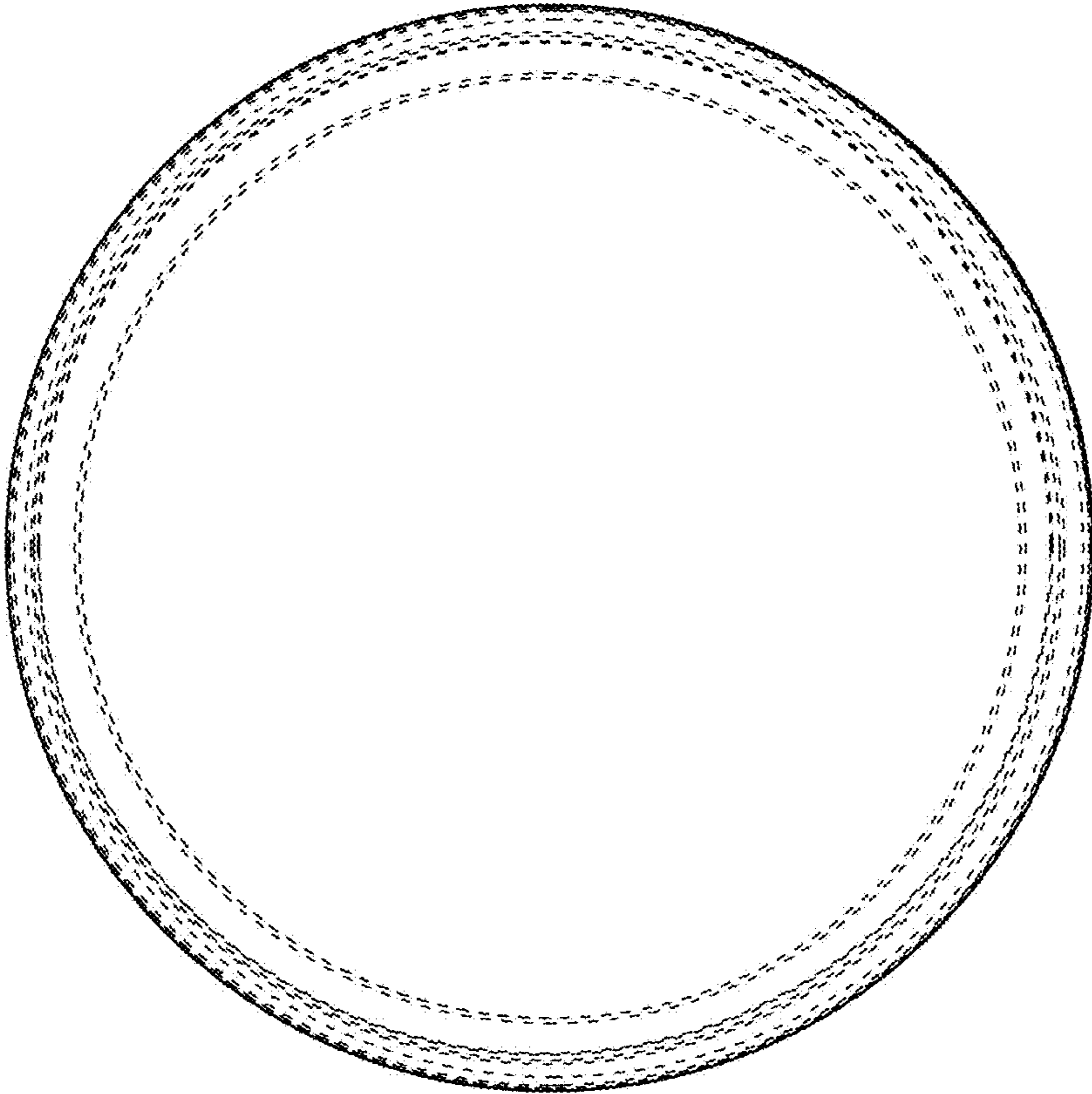


FIG. 2

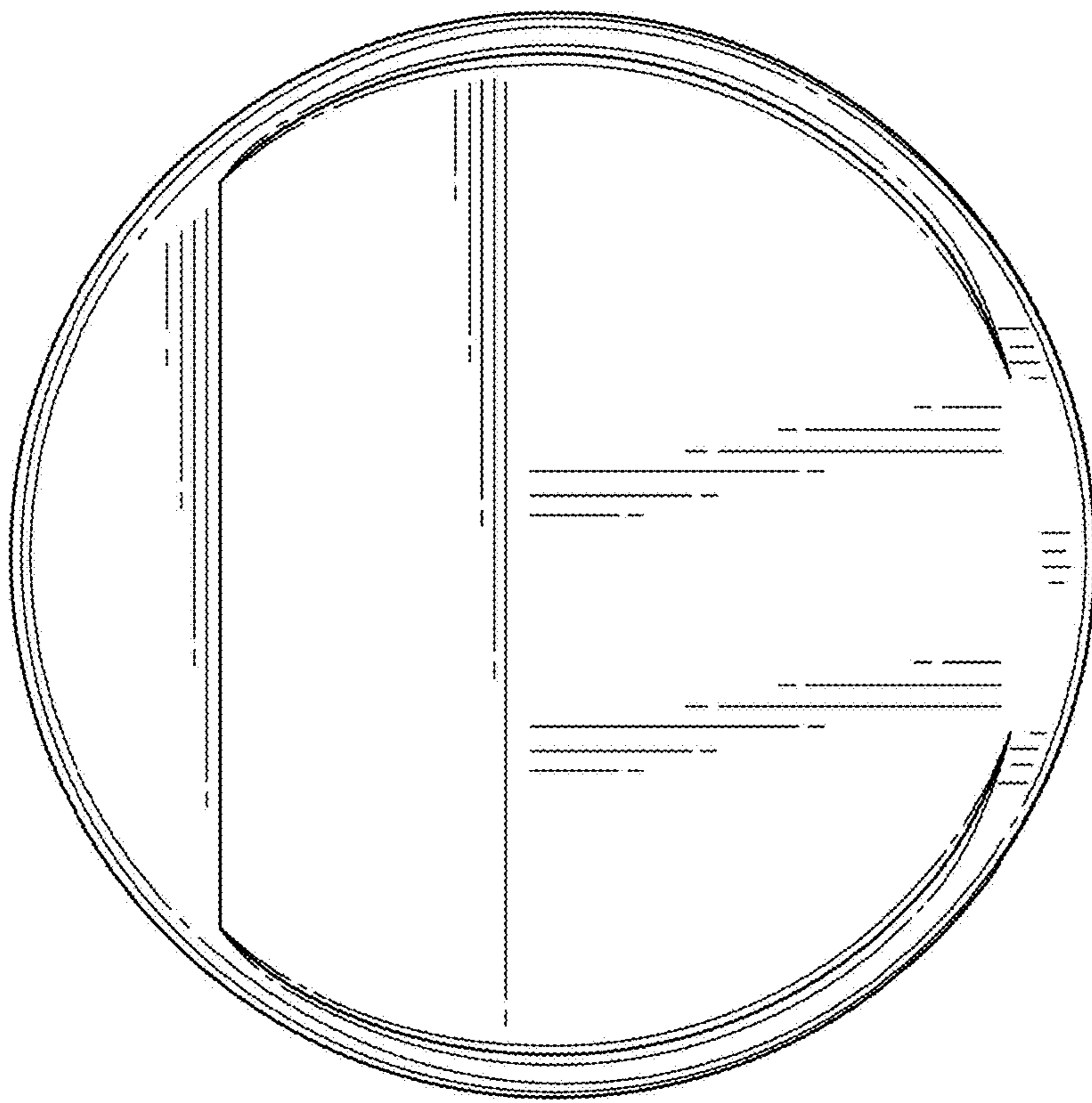


FIG. 3

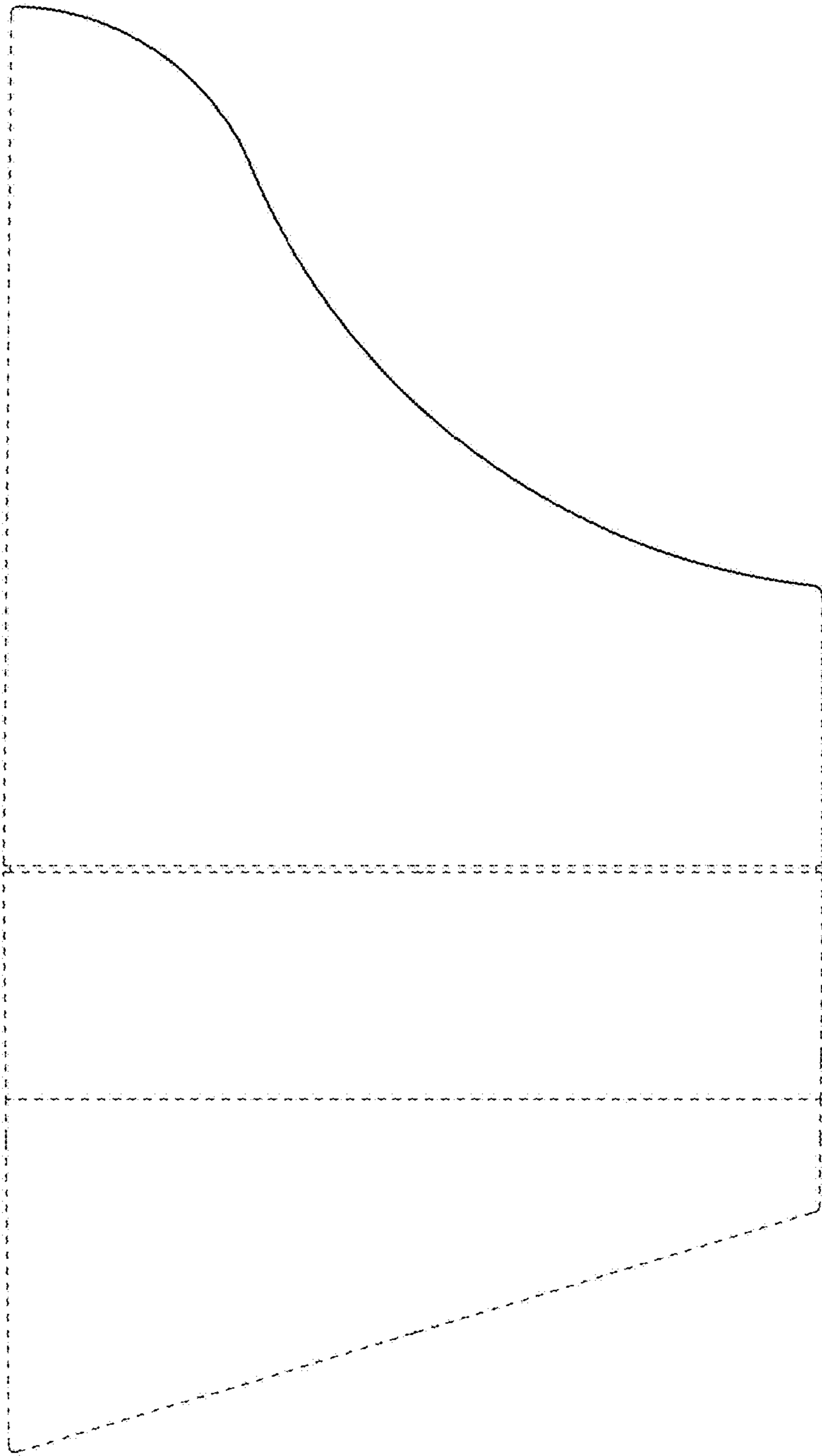


FIG. 4




FIG. 5

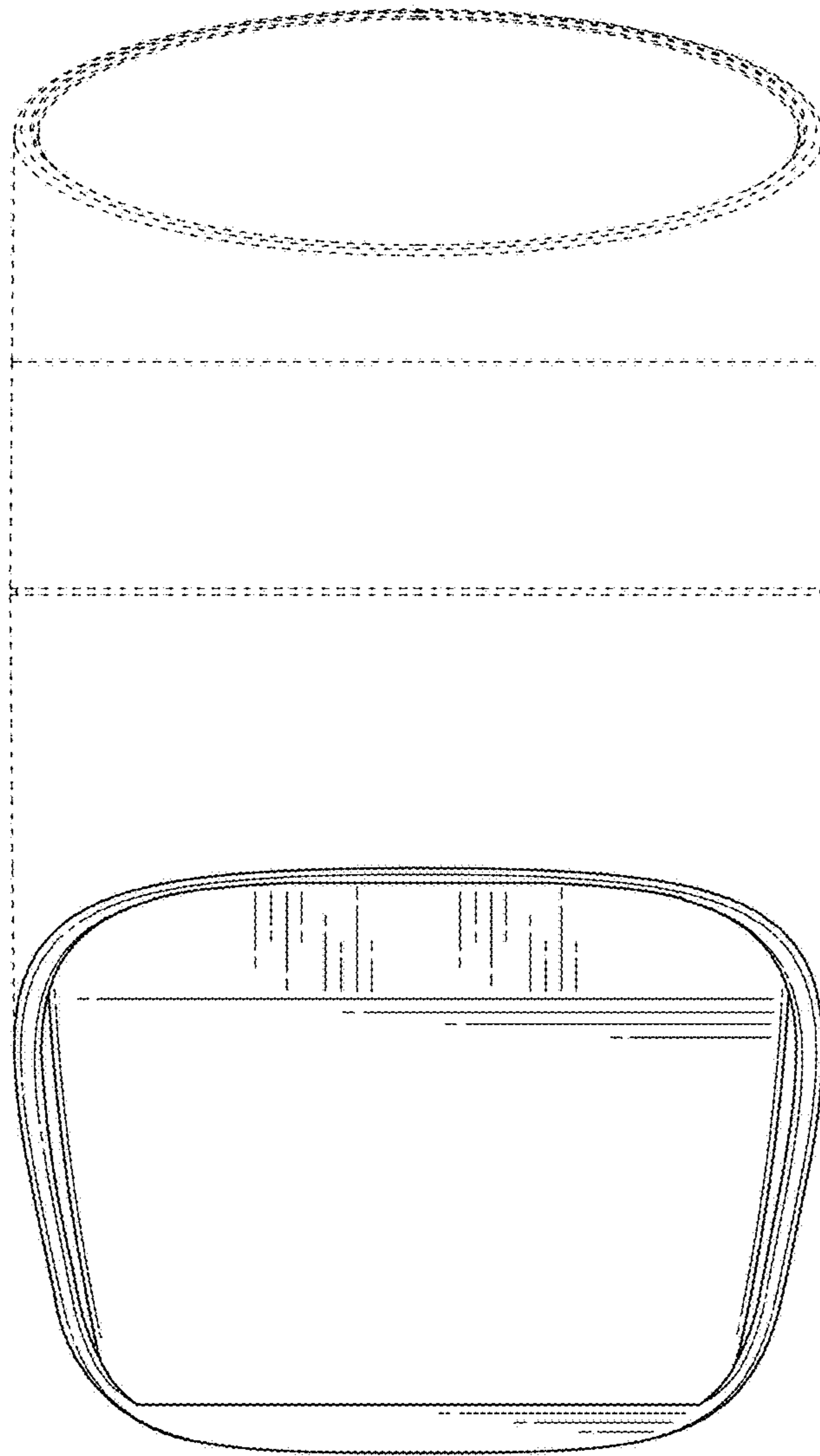


FIG. 6