



US00D797171S

(12) **United States Design Patent** (10) **Patent No.:** **US D797,171 S**
Alfaro et al. (45) **Date of Patent:** **** *Sep. 12, 2017**

(54) **CERAMIC BONDING TOOL WITH TEXTURED TIP**

(71) Applicant: **COORSTEK, INC.**, Golden, CO (US)

(72) Inventors: **Cesar Alfaro**, Lewisville, TX (US); **Russell Bell**, Ventura, CA (US); **Anne Cenedella**, Evergreen, CO (US); **Steve Govorchin**, Superior, CO (US); **Mark S. Greenwell**, Ventura, CO (US); **Brian Seegmiller**, Arvada, CO (US); **Matthew Simpson**, Evergreen, CO (US)

(73) Assignee: **CoorsTek, Inc.**, Golden, CO (US)

(*) Notice: This patent is subject to a terminal disclaimer.

(**) Term: **14 Years**

(21) Appl. No.: **29/516,523**

(22) Filed: **Feb. 3, 2015**

(51) **LOC (10) Cl.** **15-09**

(52) **U.S. Cl.**
USPC **D15/144**

(58) **Field of Classification Search**
USPC D8/14, 14.1, 29, 29.1, 29.2, 30;
D15/122, 138, 144, 144.1, 144.2;
219/121.39, 121.46, 121.45, 121.5,
219/121.51, 75
CPC .. B23K 20/004; B23K 20/005; B23K 20/106;
H01L 24/85
See application file for complete search history.

(56) **References Cited**

U.S. PATENT DOCUMENTS

2,721,250 A * 10/1955 Franklin B23K 9/291
219/75
3,101,634 A 8/1963 Cooper
D213,782 S 4/1969 Knowles
3,453,142 A * 7/1969 Dorschu B23K 35/3053
148/24

(Continued)

FOREIGN PATENT DOCUMENTS

JP S62190343 U 12/1987
JP S63080845 U 5/1988

(Continued)

OTHER PUBLICATIONS

JPS62190343 Japanese Laid-Open Utility Model Publication No. S62-190343, Dec. 3, 1987, NPL.*

(Continued)

Primary Examiner — Patricia Palasik

(74) *Attorney, Agent, or Firm* — Faegre Baker Daniels LLP

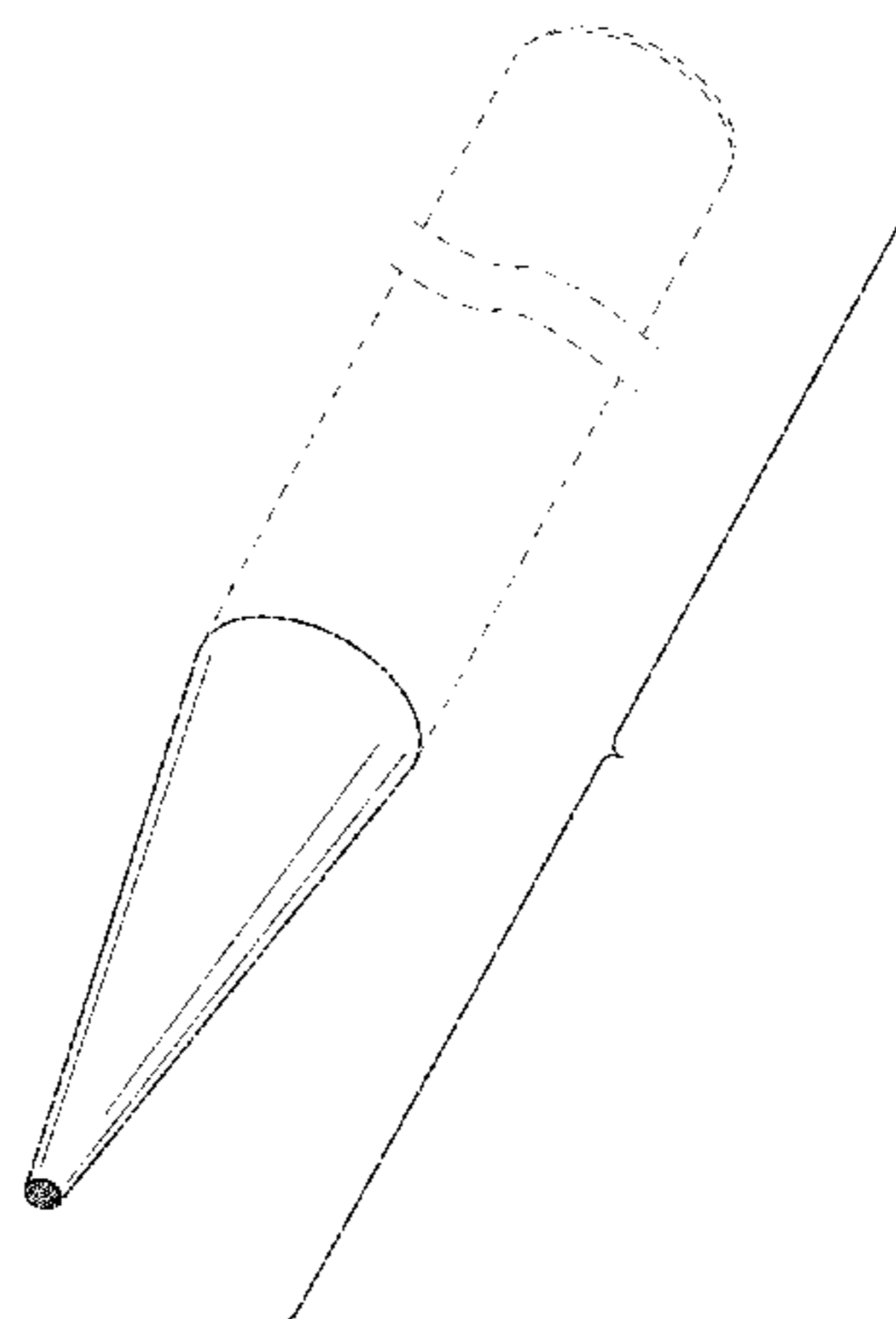
(57) **CLAIM**

The ornamental design for a ceramic bonding tool with textured tip, as shown and described.

DESCRIPTION

FIG. 1 depicts a perspective view of a ceramic bonding tool with textured tip.
FIG. 2 depicts a side elevation view of the ceramic bonding tool with textured tip of FIG. 1.
FIG. 3 depicts a top plan view of the ceramic bonding tool with textured tip of FIG. 1.
FIG. 4 depicts a bottom plan view of the ceramic bonding tool with textured tip of FIG. 1.
FIG. 5 depicts a detailed bottom plan view of the ceramic bonding tool with textured tip shown in FIG. 4; and,
FIG. 6 depicts a detailed side cross-section view of the ceramic bonding tool with textured tip, the cross-section taken along cross-section indicator line 6-6 of FIG. 5.
The broken lines in the drawings illustrate environmental structure on the article and form no part of the claimed design.

1 Claim, 3 Drawing Sheets



(56)

References Cited

U.S. PATENT DOCUMENTS

3,585,352 A * 6/1971 Zvanut B23K 35/0266
219/137 R

3,690,538 A 9/1972 Gaiser et al.

3,698,646 A * 10/1972 Robba B23K 9/291
239/591

4,030,657 A 6/1977 Scheffer

D255,318 S 6/1980 Bakkeren

4,343,983 A * 8/1982 Schneider B23K 35/0205
219/145.21

D269,521 S * 6/1983 Braun D15/138

4,405,074 A * 9/1983 Levintov B23K 20/005
228/41

4,411,411 A * 10/1983 Barthelmess B23K 7/10
266/66

4,415,115 A * 11/1983 James B23K 20/005
228/170

D271,741 S 12/1983 Riccio

4,600,138 A 7/1986 Hill

D297,704 S 9/1988 Bulow

D305,720 S 1/1990 Leech et al.

5,217,154 A 6/1993 Elwood et al.

5,248,076 A 9/1993 Eisele et al.

5,445,306 A 8/1995 Huddleston et al.

5,485,949 A 1/1996 Tomura et al.

5,683,603 A 11/1997 Fortune

5,954,260 A 9/1999 Orcutt

6,041,995 A 3/2000 Takahashi et al.

6,068,174 A 5/2000 Ball et al.

D431,434 S 10/2000 Yoshimura

6,158,647 A 12/2000 Chapman et al.

D444,175 S 6/2001 Omura

6,247,631 B1 * 6/2001 Kawakatsu B23K 1/012
219/229

6,260,753 B1 7/2001 Renard et al.

6,352,197 B1 3/2002 Mutaguchi

6,457,627 B1 * 10/2002 Komiyama B23K 20/005
228/1.1

6,511,389 B2 * 1/2003 Ogg A63B 37/0004
473/383

6,564,989 B2 5/2003 Arakawa

6,646,228 B2 11/2003 Axinte et al.

6,715,658 B2 * 4/2004 Perlberg B23K 20/004
219/56.21

6,729,527 B2 5/2004 Sonnenreich et al.

6,910,612 B2 * 6/2005 Perlberg B23K 20/004
228/1.1

D517,384 S 3/2006 Ishii et al.

7,051,915 B2 5/2006 Mutaguchi

7,216,794 B2 5/2007 Lange et al.

7,247,588 B2 7/2007 Kwon et al.

7,249,702 B2 7/2007 Mironescu et al.

D549,255 S 8/2007 Axinte et al.

7,261,230 B2 * 8/2007 Harun B23K 20/005
156/73.2

7,320,425 B2 * 1/2008 Eder B23K 20/004
228/1.1

7,407,080 B2 8/2008 Lee et al.

7,500,590 B2 * 3/2009 Mironescu B23K 20/007
228/180.5

D598,721 S 8/2009 Meza

7,918,378 B1 4/2011 Pham

8,056,794 B2 11/2011 Avraham et al.

D667,857 S 9/2012 Hidaka

8,292,160 B2 10/2012 Maruya et al.

D697,956 S 1/2014 Davis et al.

D720,785 S 1/2015 Sato

D735,787 S * 8/2015 Hassan D15/144

D741,127 S 10/2015 Hasenmayer

D744,560 S * 12/2015 Hassan D15/144

D753,739 S * 4/2016 Bell D15/144

9,455,544 B2 * 9/2016 Gillotti H01R 43/00

2004/0109980 A1* 6/2004 Chen A63B 49/08
428/131

2012/0045614 A1* 2/2012 Chang C23C 14/024
428/141

2013/0341874 A1* 12/2013 Aykanat F16L 23/18
277/612

FOREIGN PATENT DOCUMENTS

JP H11354569 A 12/1999

JP 2003-68784 3/2003

JP 2004-87822 3/2004

JP 2009-147103 7/2009

JP 2009283814 A 12/2009

JP 2013-135008 7/2013

JP 201482450 A 5/2014

JP 2014222729 A 11/2014

TW 201412448 4/2014

TW 201429600 8/2014

TW 201429601 8/2014

OTHER PUBLICATIONS

Gaiser Precision Bonding Tools “Thermosonic Capillaries”, pp. 28-40, located at http://www.coorstek.com/markets/semiconductors_equipment/bondingtools/cappillaries.php, catalog published 2006. NPL p. 36.*

Gaiser Precision Bonding Tools “Capillary Wire Bonding”, pp. 5-27, located at http://www.coorstek.com/markets/semiconductors_equipment/bonding-tools/capillaries.php, catalog published 2006.

Gaiser Precision Bonding Tools “Thermosonic Capillaries”, pp. 28-40, located at http://www.coorstek.com/markets/semiconductors_equipment/bonding-tools/capillaries.php, catalog published 2006.

Gaiser Precision Bonding Tools “Fine-Ptich Capillaries”, pp. 41-59, located at http://www.coorstek.com/markets/semiconductors_equipment/bonding-tools/capillaries.php, catalog published 2006.

Information about Related Patents and Patent Applications, see section 6 of the accompanying Information Disclosure Statement Letter, which concerns Related Patents and Patent Applications.

Decision to Grant dated Aug. 23, 2016 issued in Japanese Patent Application No. 2016-008037.

Decision to Grant dated Aug. 23, 2016 issued in Japanese Patent Application No. 2016-008038.

Search Report issued in Taiwan Design Patent Application No. 105302375, dated Jul. 12, 2016.

Search Report issued in Taiwan Design Patent Application No. 105302376, dated Jul. 12, 2016.

Search Report issued in Taiwan Design Patent Application No. 105302377, dated Jul. 12, 2016.

Search Report issued on Dec. 7, 2015 in Taiwanese Design Patent Application No. 104302295 (English Translation provided).

Decision of Grant issued on Jan. 26, 2016 in Japanese Design Application No. 2015-21935 with a listing of references considered.

Search Report issued on Mar. 15, 2016 in Taiwanese Design Patent Application No. 104304081 (English translation).

Search Report issued on Mar. 15, 2016 in Taiwanese Design Patent Application No. 104304080 (English translation).

Search Report issued on Mar. 15, 2016 in Taiwanese Design Patent Application No. 104304143 (English translation).

Decision to Grant date Apr. 19, 2016 issued in Japanese Patent Application No. 2015-016867.

Decision to Grant date Apr. 19, 2016 issued in Japanese Patent Application No. 2015-016912.

Decision to Grant date Apr. 19, 2016 issued in Japanese Patent Application No. 2015-017097.

Decision to Grant dated Apr. 19, 2016 issued in Japanese Patent Application No. 2016-008039.

Search Report dated May 13, 2016 issued in Taiwan Application No. 104305492.

Office Action dated Oct. 6, 2015, issued in Japanese Design Application No. 2015-9731.

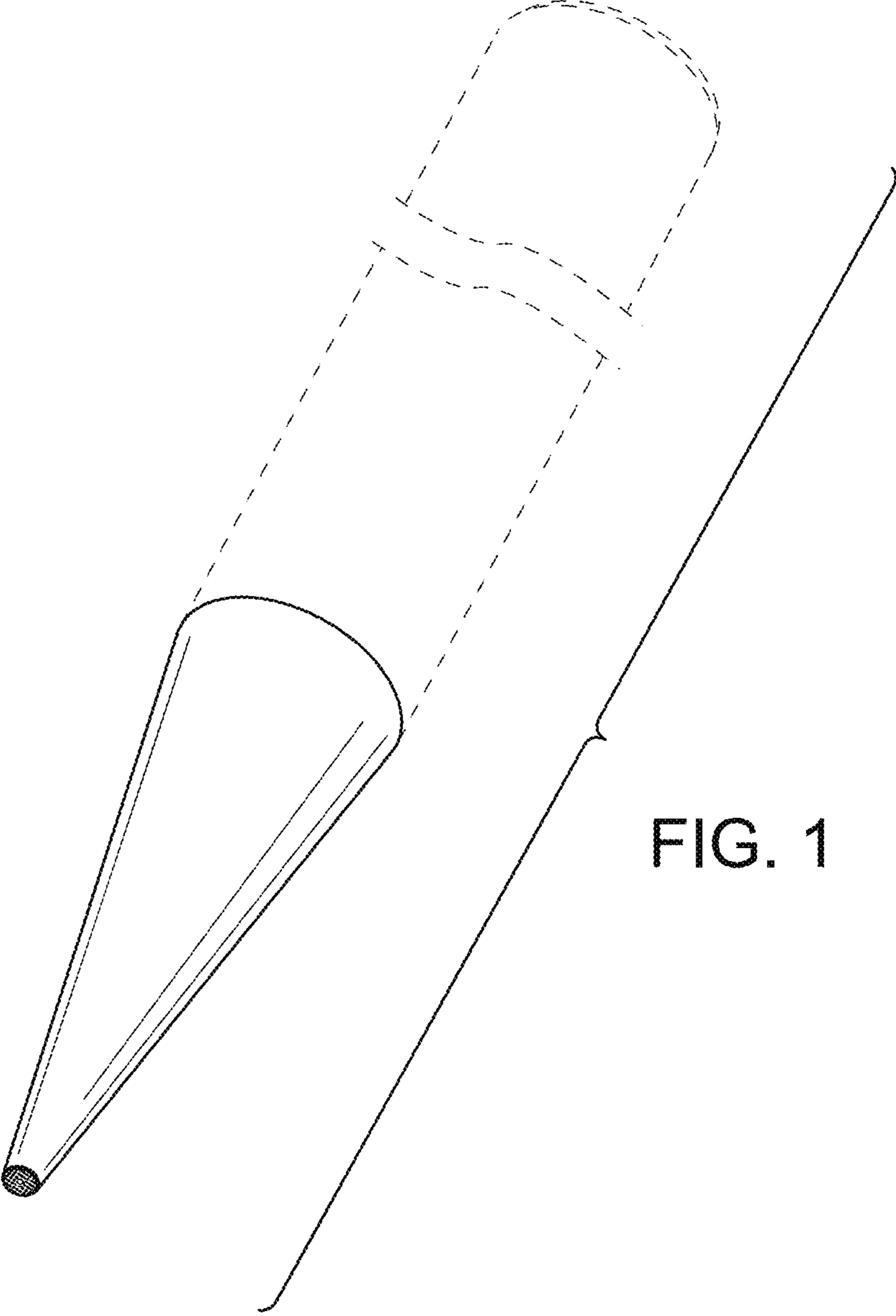
(56)

References Cited

OTHER PUBLICATIONS

Gaiser Tool Company "Single Point T.A.B.", p. 109, catalog vol. 11,
published 2000.

* cited by examiner



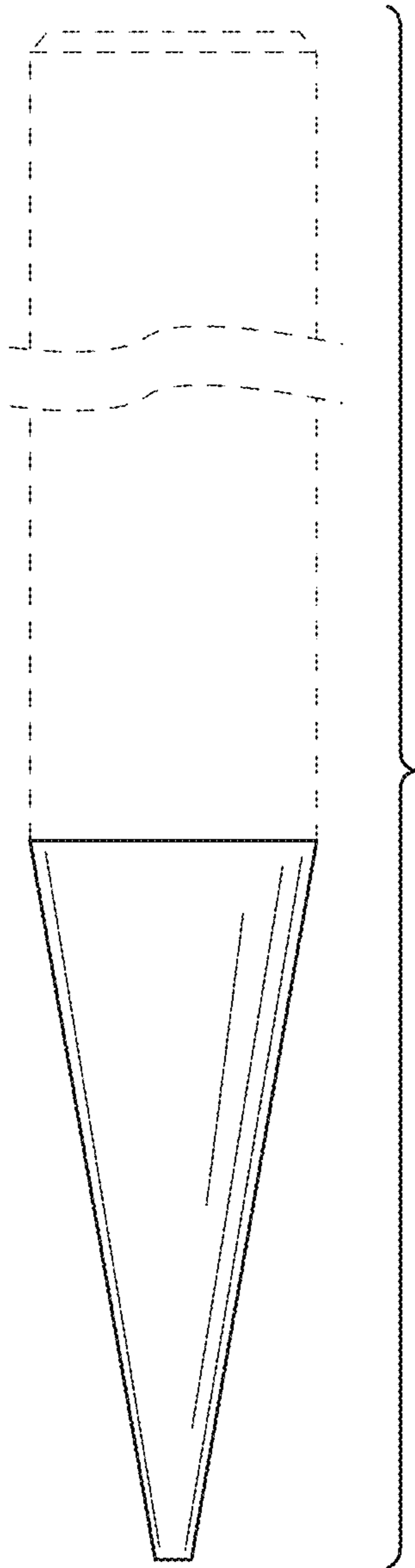


FIG. 2

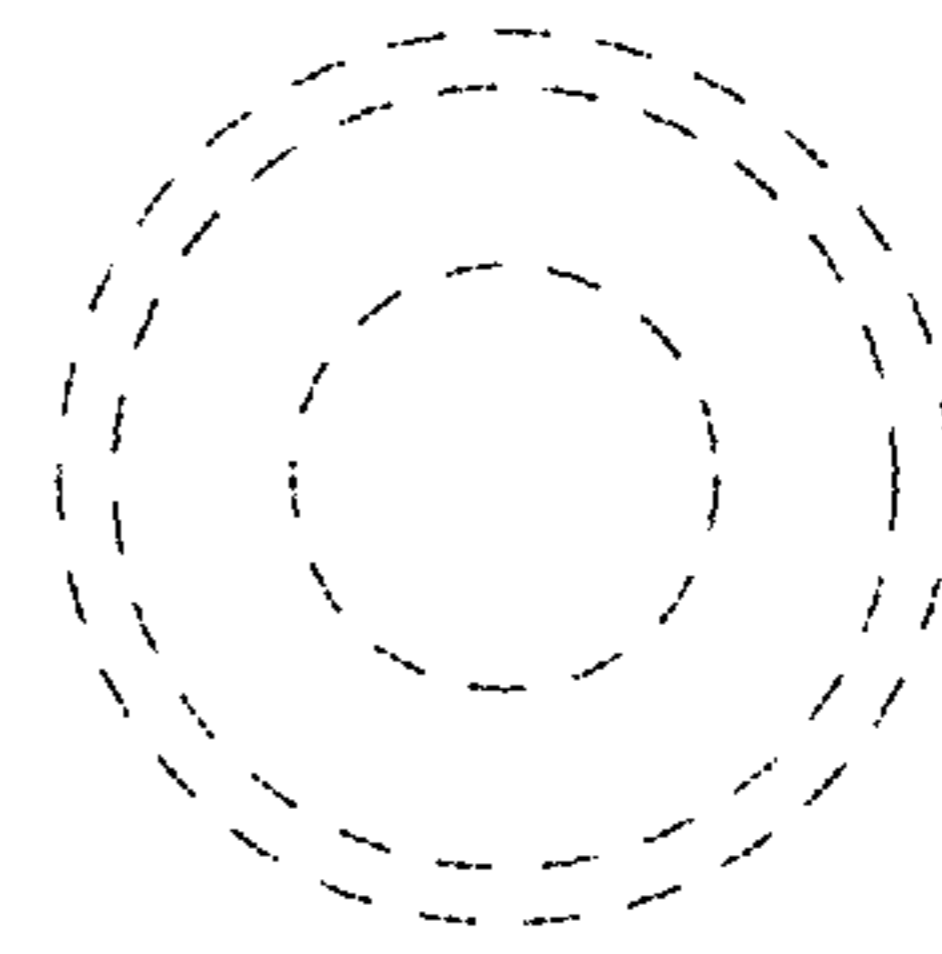


FIG. 3

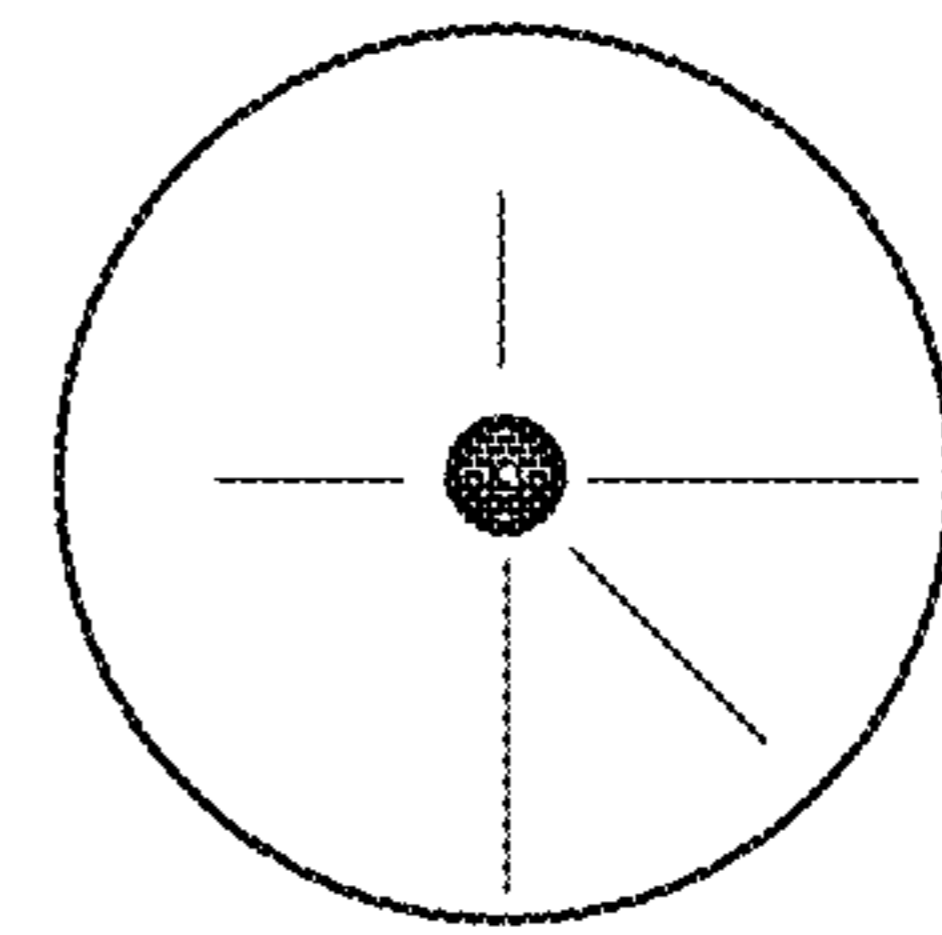


FIG. 4

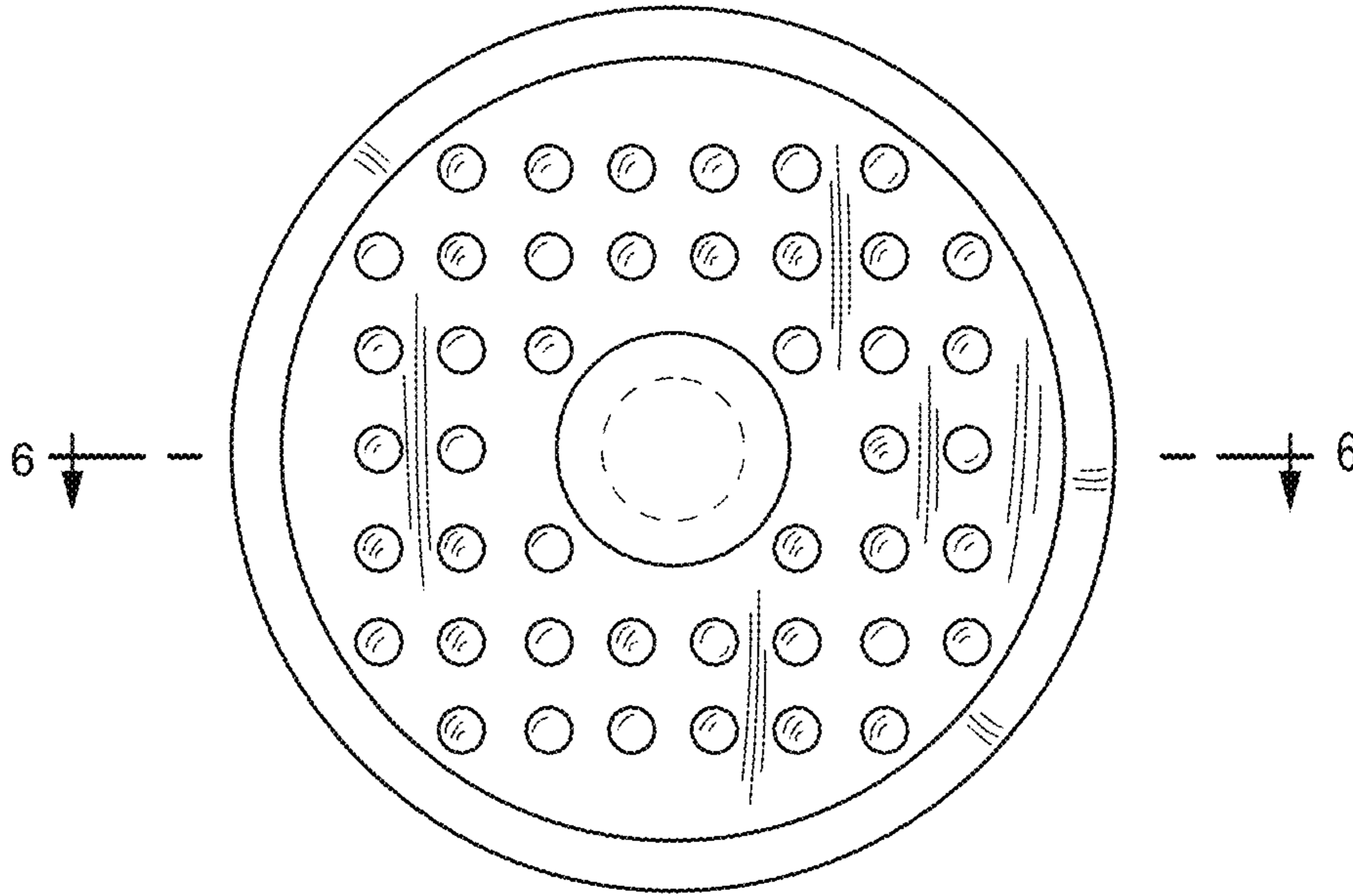


FIG. 5

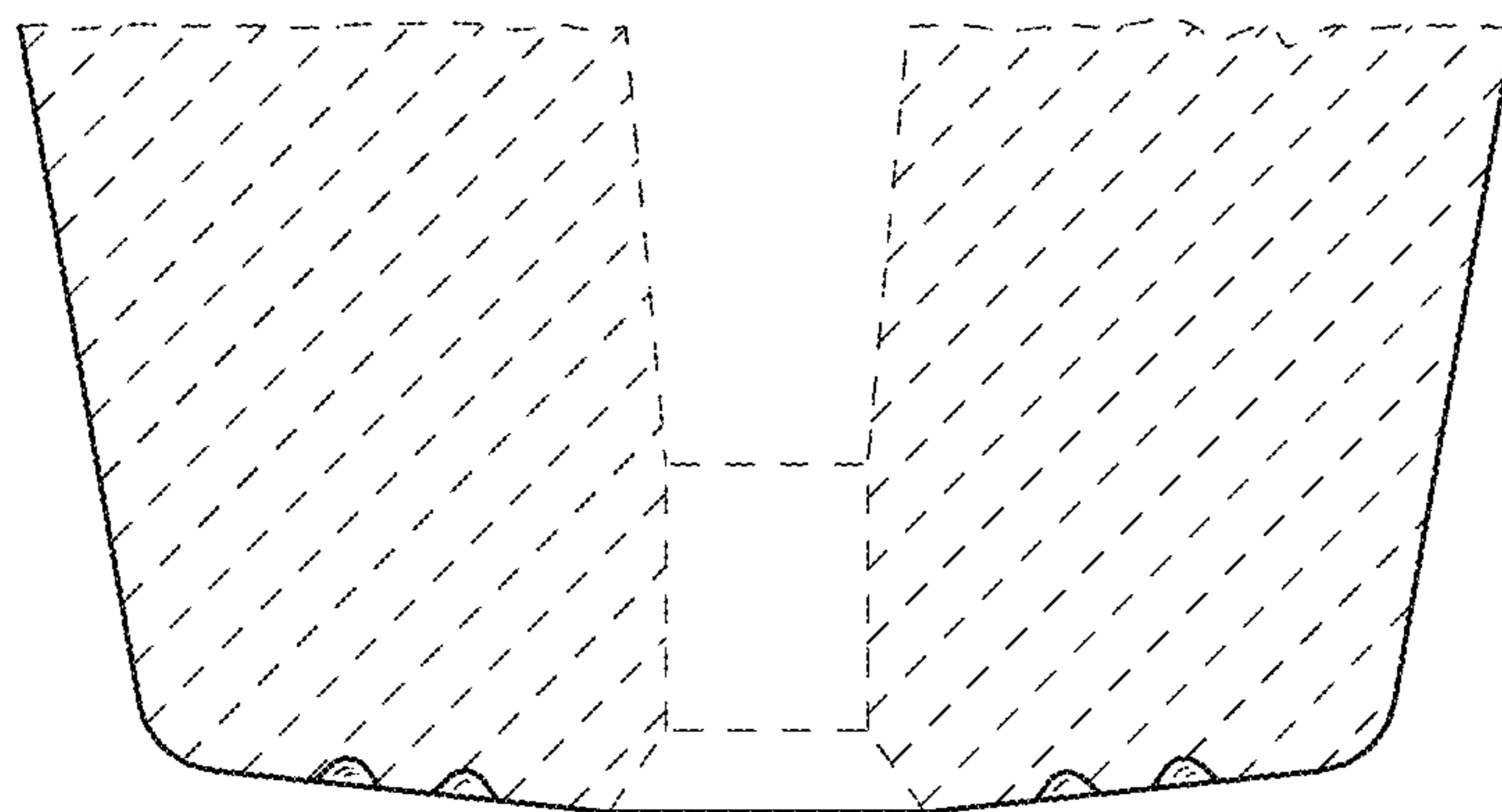


FIG. 6