



US00D797169S

(12) **United States Design Patent**
Zahid

(10) **Patent No.:** **US D797,169 S**

(45) **Date of Patent:** **** Sep. 12, 2017**

- (54) **PULSATION DAMPENER BLADDER**
- (71) Applicant: **Abduz Zahid**, Los Angeles, CA (US)
- (72) Inventor: **Abduz Zahid**, Los Angeles, CA (US)
- (**) Term: **15 Years**
- (21) Appl. No.: **29/535,648**
- (22) Filed: **Aug. 8, 2015**
- (51) **LOC (10) Cl.** **15-09**
- (52) **U.S. Cl.**
USPC **D15/138**
- (58) **Field of Classification Search**
USPC D13/110; D14/432; D15/138
CPC F15B 1/22; F15B 1/24; F15B 1/165; F15B
2201/31; F15B 2201/205; F15B
2201/405; F15B 2201/411; F15B
2201/605; F15B 2201/3152; Y10T
137/0318
See application file for complete search history.

(56) **References Cited**

U.S. PATENT DOCUMENTS

- 3,230,975 A * 1/1966 Mercier F15B 1/10
138/30
- 3,232,318 A * 2/1966 Mercier F15B 1/08
138/30
- 3,433,268 A * 3/1969 Greer F15B 1/165
138/30
- 3,593,746 A * 7/1971 Allewitz F15B 1/165
138/30
- 4,076,176 A * 2/1978 Torrence B02C 2/045
137/209
- 4,317,472 A * 3/1982 Zahid F15B 1/165
138/30
- 4,355,662 A * 10/1982 Floyd F15B 1/165
138/30
- 4,430,988 A * 2/1984 Krasberg B63C 11/28
126/206

- 4,785,956 A * 11/1988 Kepler B29C 53/605
138/30
- 5,129,481 A * 7/1992 King B65G 45/08
137/624.13
- 2002/0040589 A1* 4/2002 Knoedler B21J 5/02
72/453.08
- 2004/0050439 A1* 3/2004 Weber F15B 1/22
138/30
- 2004/0123912 A1* 7/2004 Weber F15B 1/14
138/30
- 2005/0247360 A1* 11/2005 Baltes F15B 1/106
138/30
- 2009/0095366 A1* 4/2009 Gray, Jr. F15B 1/165
138/30
- 2009/0107570 A1* 4/2009 Weber F17C 1/16
138/30
- 2009/0126815 A1* 5/2009 Rajabi F15B 1/24
138/31

(Continued)

Primary Examiner — Patricia Palasik

(74) *Attorney, Agent, or Firm* — Frederick Gotha

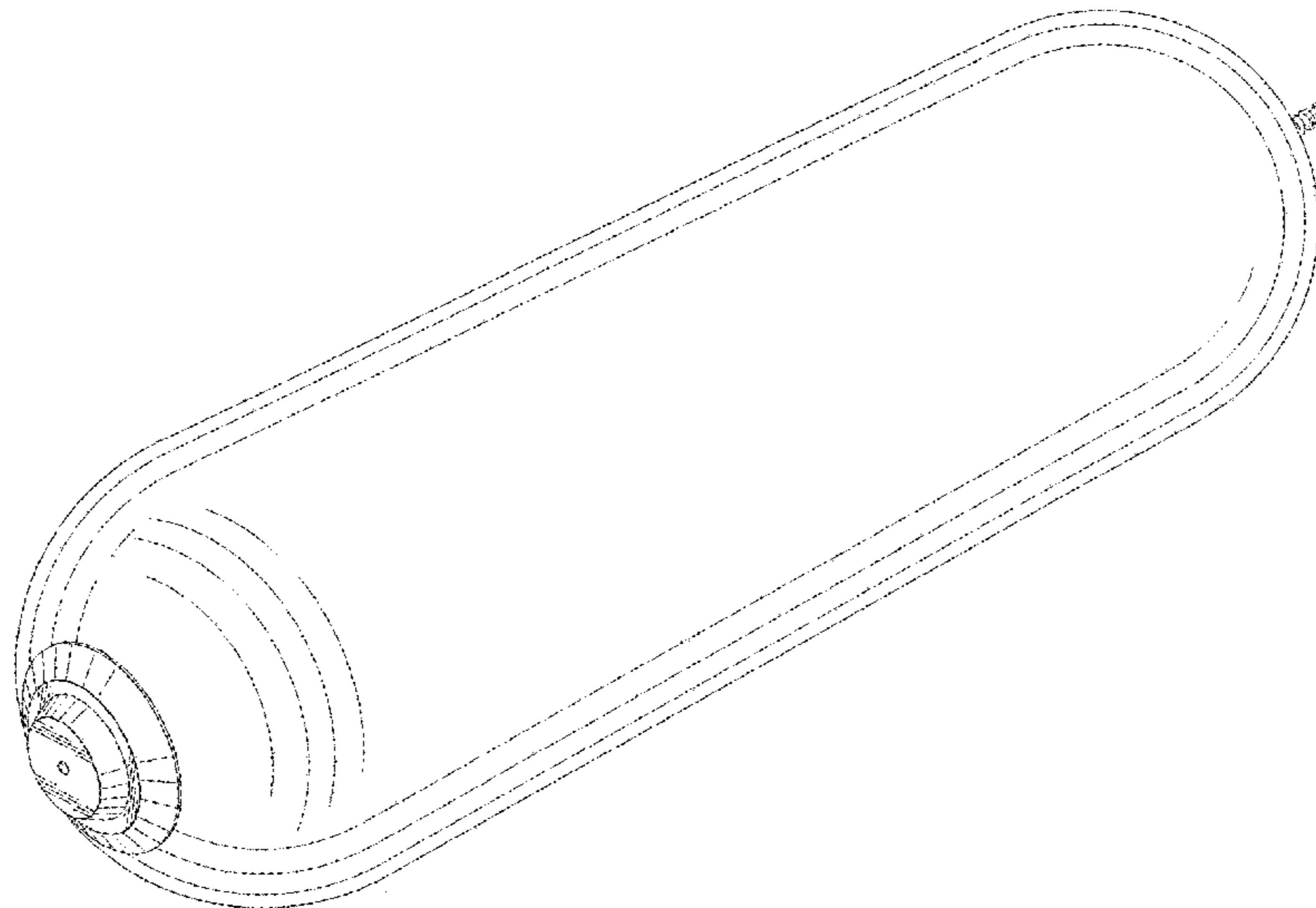
(57) **CLAIM**

The ornamental design for a pulsation dampener bladder, as shown and described.

DESCRIPTION

FIG. 1 is a Perspective View of a pulsation dampener bladder illustrating my design;
 FIG. 2 is a Reverse Perspective view of FIG. 1;
 FIG. 3 is a Top View of FIG. 1 and the Bottom View is a mirror image thereof;
 FIG. 4 is a Right Side View of FIG. 1 and the Left Side View is a mirror image thereof;
 FIG. 5 is a Front View of FIG. 1; and,
 FIG. 6 is a Rear View of FIG. 1.
 The broken line showing of the pulsation dampener bladder inflation stem is for the purpose of illustrating environmental structure and forms no part of the claimed design.

1 Claim, 4 Drawing Sheets



(56)

References Cited

U.S. PATENT DOCUMENTS

2010/0307233 A1* 12/2010 Glasson F15B 1/08
73/168
2012/0042976 A1* 2/2012 Toledo F15B 1/08
138/31
2012/0073668 A1* 3/2012 Bold F15B 1/165
137/1
2013/0206241 A1* 8/2013 Fleury, Jr. E03B 9/02
137/1
2013/0340421 A1* 12/2013 Groben E21B 33/064
60/413
2014/0013734 A1* 1/2014 Booth G01F 23/14
60/328
2014/0060688 A1* 3/2014 Jirgal F15B 1/165
138/30
2014/0061207 A1* 3/2014 Kloft F15B 1/165
220/586
2014/0190965 A1* 7/2014 Kloft F15B 1/165
220/4.12
2014/0261699 A1* 9/2014 Gifford F16K 1/36
137/1
2015/0027550 A1* 1/2015 Boyer F17C 13/04
137/1
2016/0305212 A1* 10/2016 Frey E21B 33/064
2016/0333895 A1* 11/2016 Baltes F15B 1/106
2016/0333896 A1* 11/2016 Baltes F15B 1/24

* cited by examiner

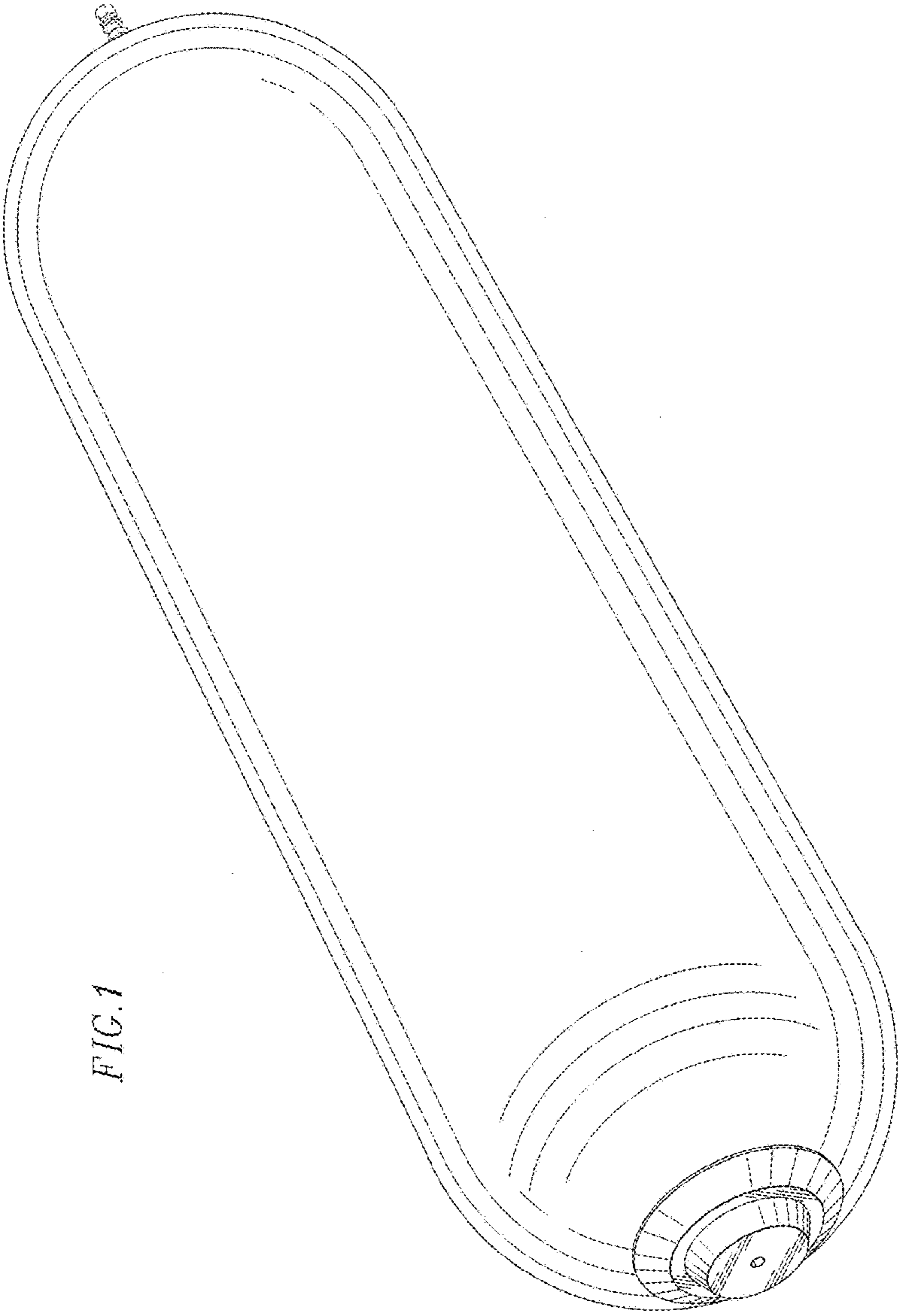


FIG. 1

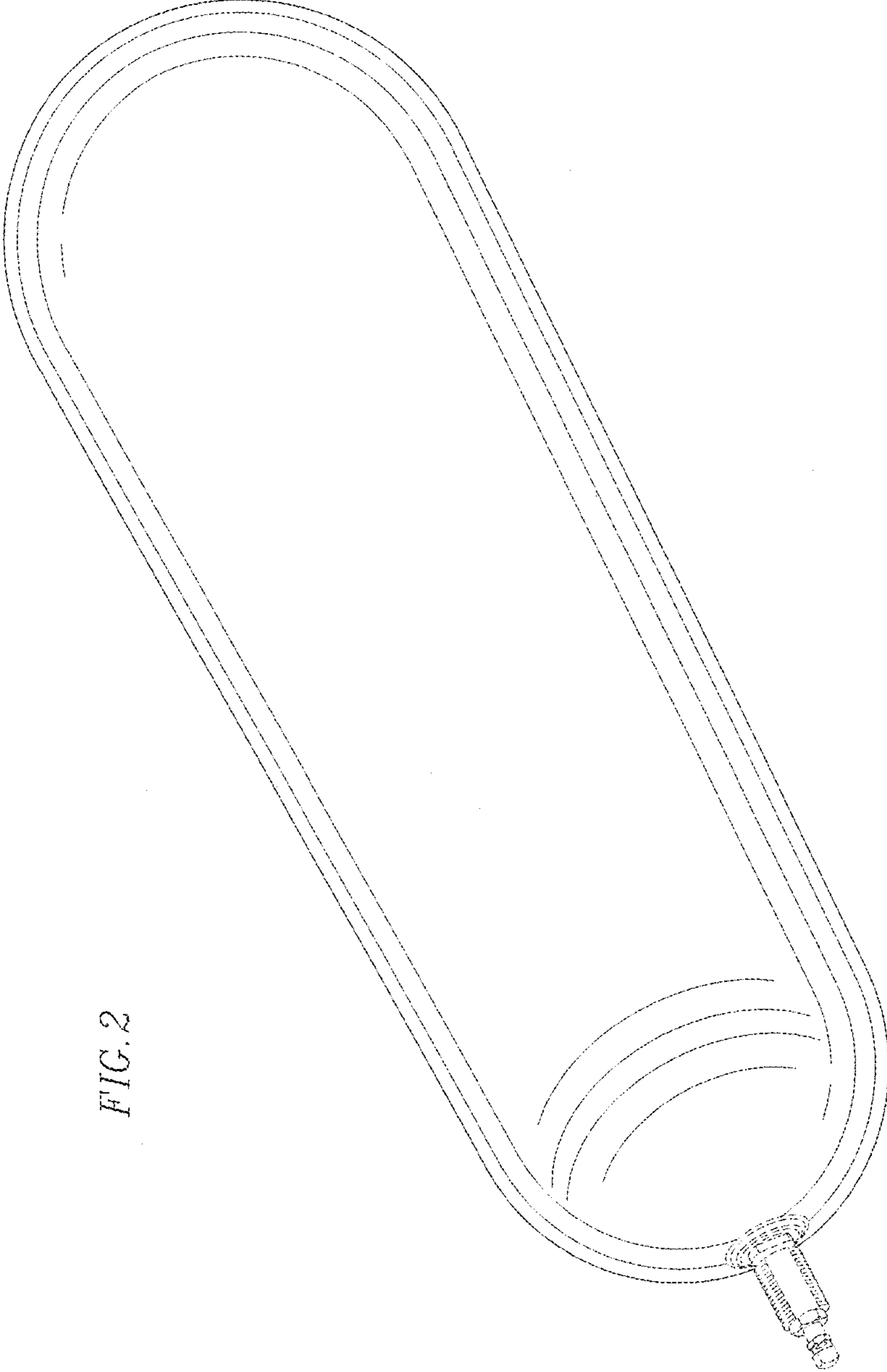


FIG. 2


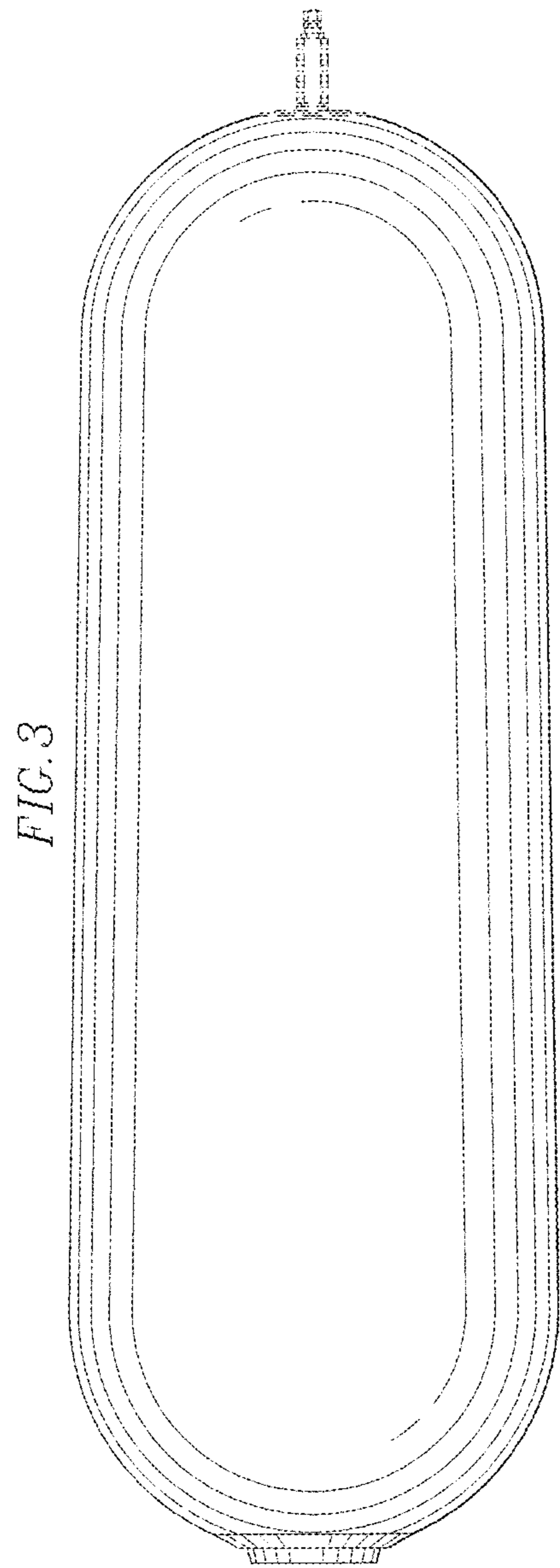


FIG. 6

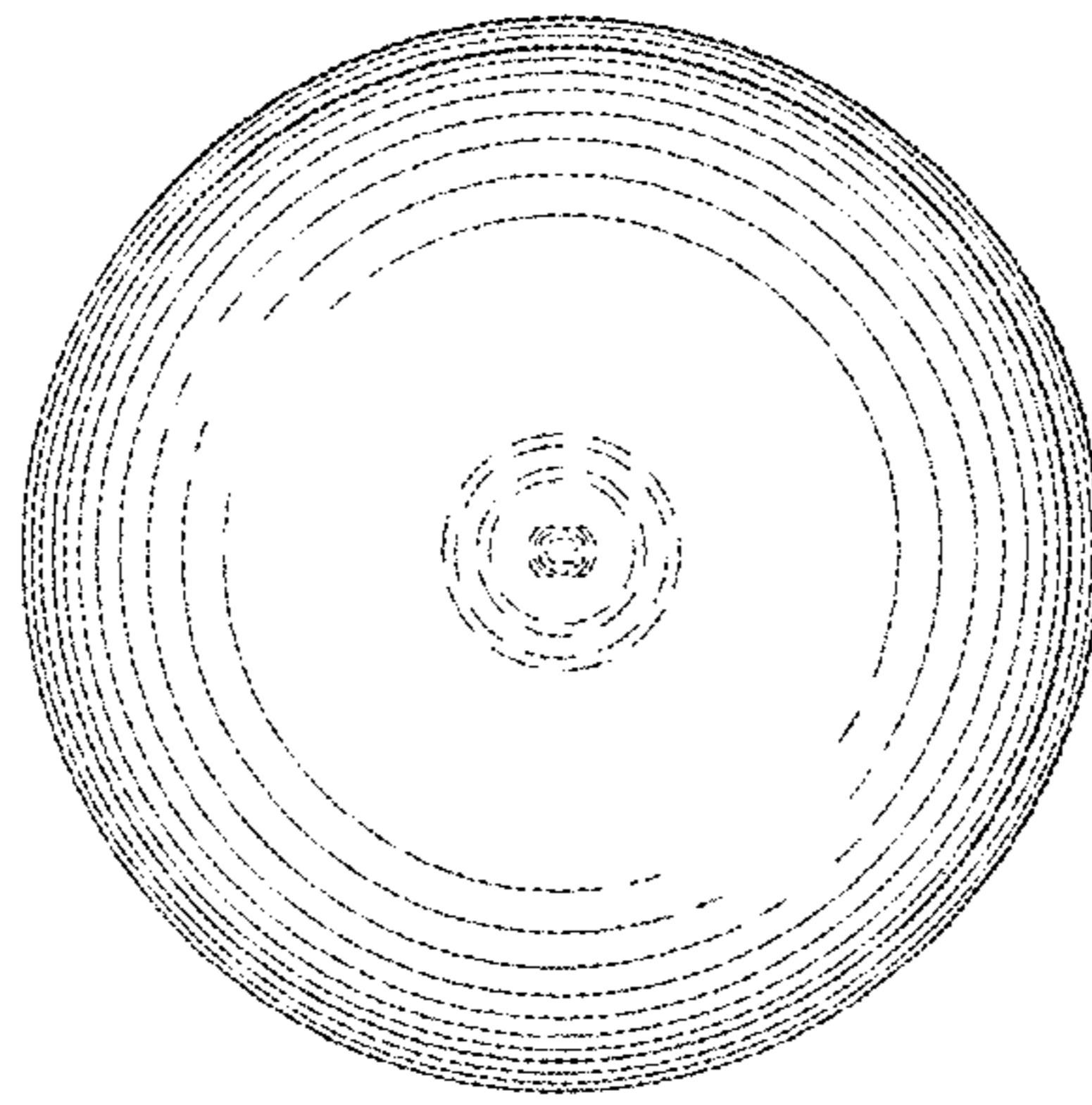


FIG. 5

