

US00D797161S

(12) **United States Design Patent** (10) **Patent No.:** **US D797,161 S**
Buxton et al. (45) **Date of Patent:** **** Sep. 12, 2017**

(54) **REAR ENGINE COVER**

(56) **References Cited**

(71) Applicant: **Caterpillar Inc.**, Peoria, IL (US)

U.S. PATENT DOCUMENTS

(72) Inventors: **Richard L. Buxton**, Herbeys (FR);
Arnaud Coste, Le Pont de Claix (FR)

D365,578 S *	12/1995	Westimayer	D12/163
D533,119 S *	12/2006	Schiavone	D12/163
7,290,809 B2 *	11/2007	Filip	B60R 19/52
				180/68.6
D635,592 S *	4/2011	Shimomura	D15/28
D643,444 S *	8/2011	Colvin	D15/31
D655,320 S *	3/2012	Hiraoka	D15/28
D662,524 S *	6/2012	Crookes	D15/31

(73) Assignee: **Caterpillar Inc.**, Peoria, IL (US)

(**) Term: **15 Years**

* cited by examiner

(21) Appl. No.: **29/538,125**

(22) Filed: **Sep. 1, 2015**

Primary Examiner — Robin V Webster

Related U.S. Application Data

(62) Division of application No. 29/446,296, filed on Feb. 22, 2013, now Pat. No. Des. 742,933.

(57) **CLAIM**

The ornamental design for a rear engine cover, as shown and described.

(30) **Foreign Application Priority Data**

Aug. 23, 2012 (EM) 001340848

DESCRIPTION

(51) **LOC (10) Cl.** **12-09**

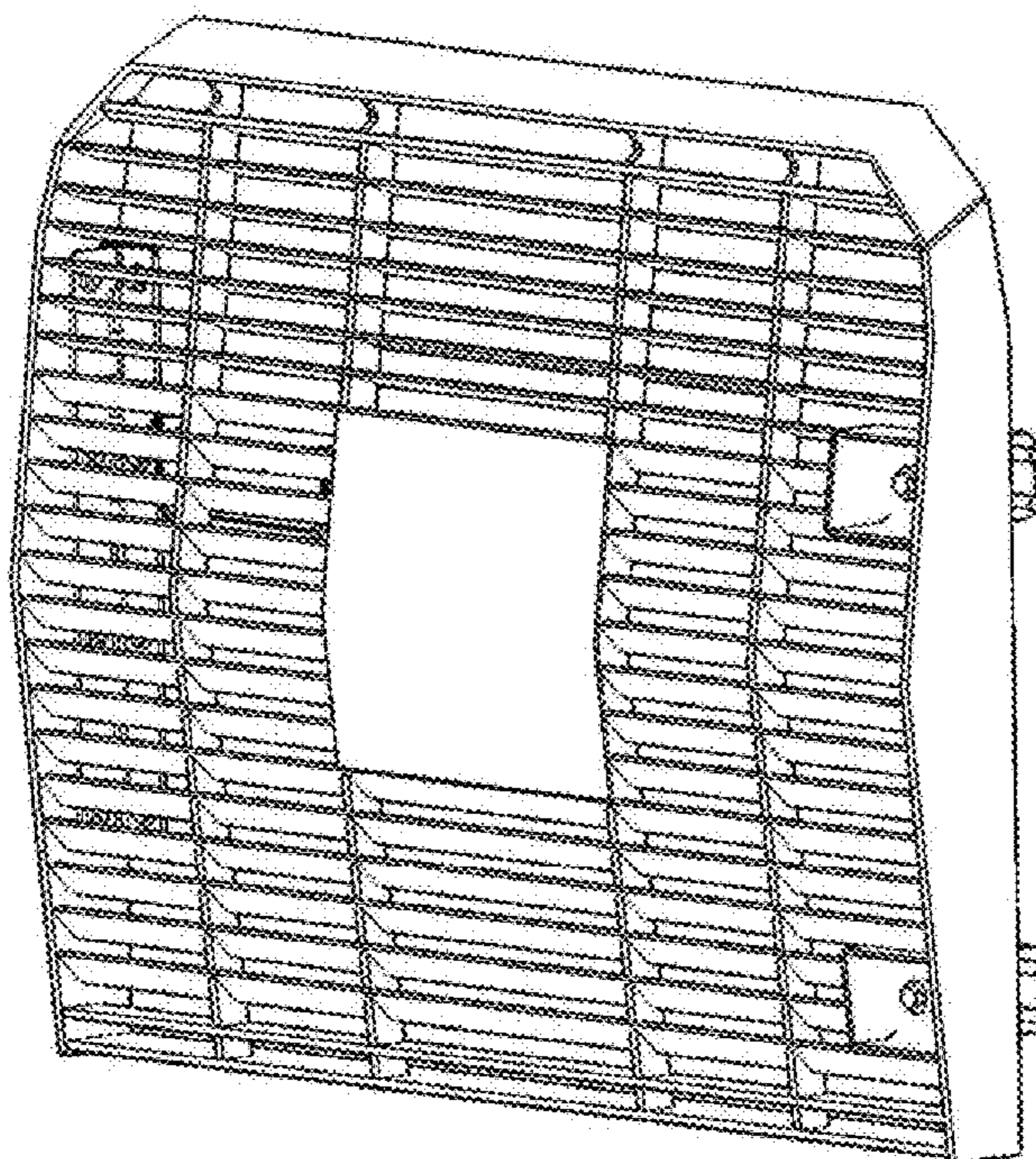
(52) **U.S. Cl.**
USPC **D15/31**

(58) **Field of Classification Search**
USPC D15/22-26, 27, 28, 31; 180/89.1, 89.12,
180/89.13, 89.16, 89.19, 89.18, 68.6;
296/190.01, 190.08, 190.04, 193.1;
37/379; 414/660, 680, 685; D12/163,
D12/216
CPC B60R 19/52

See application file for complete search history.

FIG. 1 is a rear top perspective view of a grille showing our new design;
FIG. 2 is a rear elevation view thereof;
FIG. 3 is left elevation view thereof; and,
FIG. 4 is right elevation view thereof.
The grille is adjacent to the body of the track-type loader and thus, the bottom and front views of the grille are not visible during ordinary use and form no part of the claimed design.

1 Claim, 4 Drawing Sheets



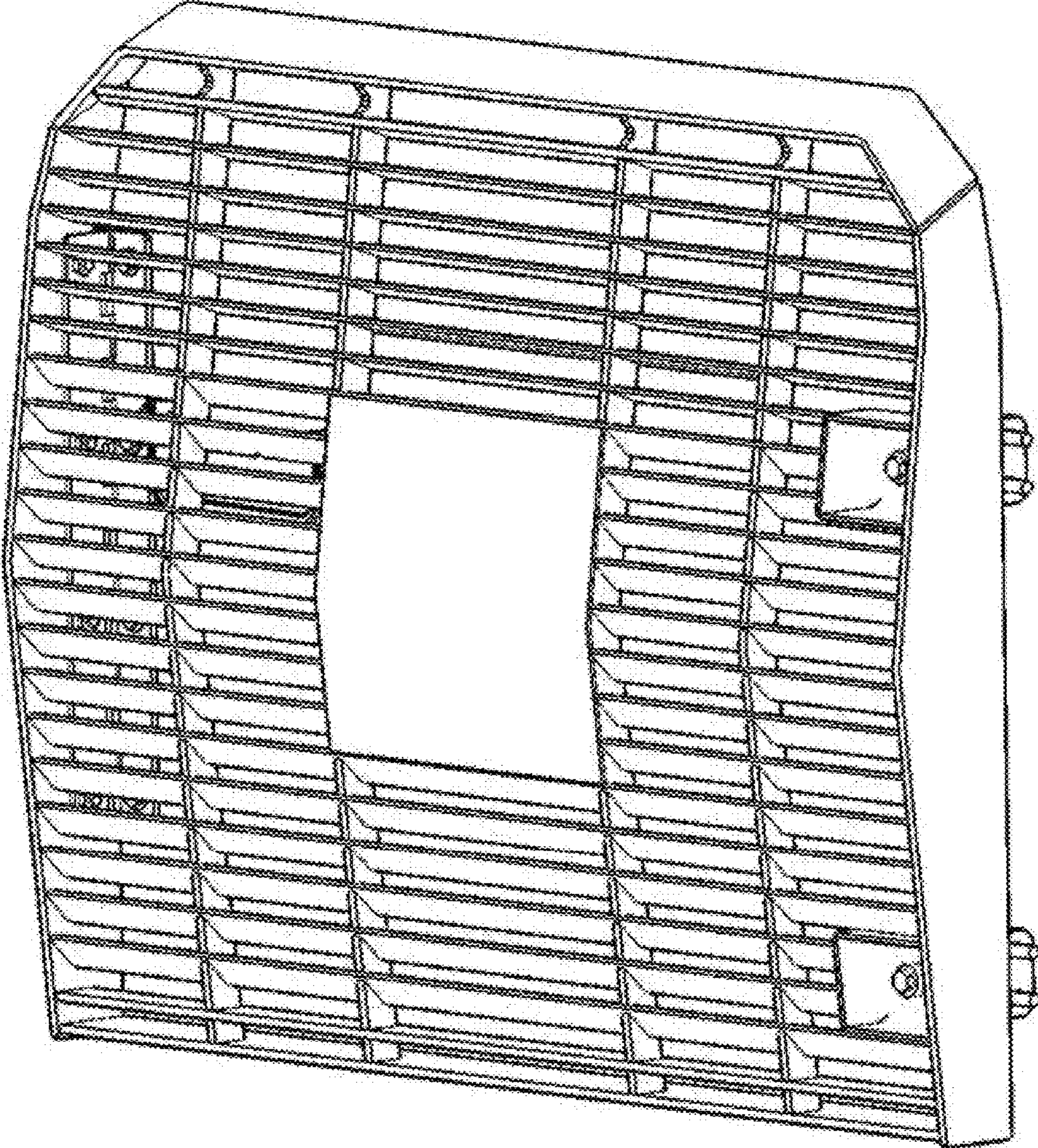


Fig. 1




Fig. 2

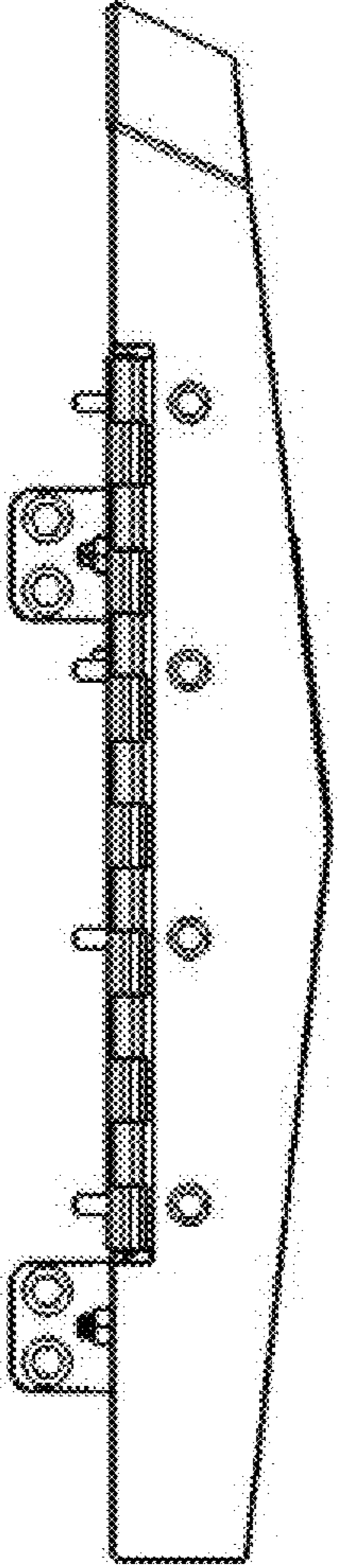


Fig. 3




Fig. 4