



US00D797111S

(12) **United States Design Patent**
Sauvage et al.

(10) **Patent No.: US D797,111 S**

(45) **Date of Patent: ** *Sep. 12, 2017**

(54) **KEYBOARD LAYOUT FOR A PROTECTIVE FOLIO**

(71) Applicant: **Logitech Europe S.A.**, Lausanne (CH)

(72) Inventors: **Sylvain Sauvage**, La Tour-de-Peilz (CH); **Malachy Spollen**, Morges (CH)

(73) Assignee: **Logitech Europe S.A.**, Lausanne (CH)

(*) Notice: This patent is subject to a terminal disclaimer.

(**) Term: **14 Years**

(21) Appl. No.: **29/519,495**

(22) Filed: **Mar. 5, 2015**

8,599,542	B1 *	12/2013	Healey	G06F 1/1626
					345/168
D700,188	S *	2/2014	Gengler	D14/455
D701,214	S *	3/2014	Gengler	D14/447
8,760,404	B2 *	6/2014	Griffin	G06F 1/1664
					345/168
8,817,457	B1 *	8/2014	Colby	G06F 1/1669
					206/320
8,837,131	B1 *	9/2014	Colby	G06F 1/1667
					361/679.06
D714,780	S *	10/2014	Lee	D14/315
D718,302	S *	11/2014	Lee	D14/316
D718,763	S *	12/2014	Lee	D14/315
D737,826	S *	9/2015	Sauvage	D14/440
D740,831	S *	10/2015	Colby	D14/455
D748,635	S *	2/2016	Hsu	D14/440
D749,079	S *	2/2016	Hsu	D14/440
D749,587	S *	2/2016	Lee	D14/392
D749,595	S *	2/2016	Sauvage	D14/440
D750,085	S *	2/2016	Hsu	D14/440

(Continued)

Related U.S. Application Data

(63) Continuation-in-part of application No. 29/443,802, filed on Jan. 22, 2013, now abandoned.

(51) **LOC (10) Cl.** **14-03**

(52) **U.S. Cl.**
USPC **D14/455**

(58) **Field of Classification Search**
USPC D14/315-328, 331, 333, 338, 341, 387,
D14/390-399, 406, 429, 440, 455-456,
D14/485-487; D18/1, 2, 7, 11, 12.2
CPC G06F 1/1626; G06F 1/1669; H05K 7/00
See application file for complete search history.

(56) **References Cited**

U.S. PATENT DOCUMENTS

D598,451	S *	8/2009	Andre	D14/392
D682,274	S *	5/2013	Gengler	D14/392
D691,135	S *	10/2013	Choi	D14/392
D691,999	S *	10/2013	Gengler	D14/392
D692,886	S *	11/2013	Bates	D14/392
D693,822	S *	11/2013	Bates	D14/440

Primary Examiner — Sandra Snapp

Assistant Examiner — Holly E. Thurman

(74) *Attorney, Agent, or Firm* — Kilpatrick Townsend & Stockton LLP

(57) **CLAIM**

The ornamental design for a keyboard layout for a protective folio, as shown and described.

DESCRIPTION

FIG. 1 is a perspective view of a first embodiment of a keyboard layout for a protective folio showing our new design;

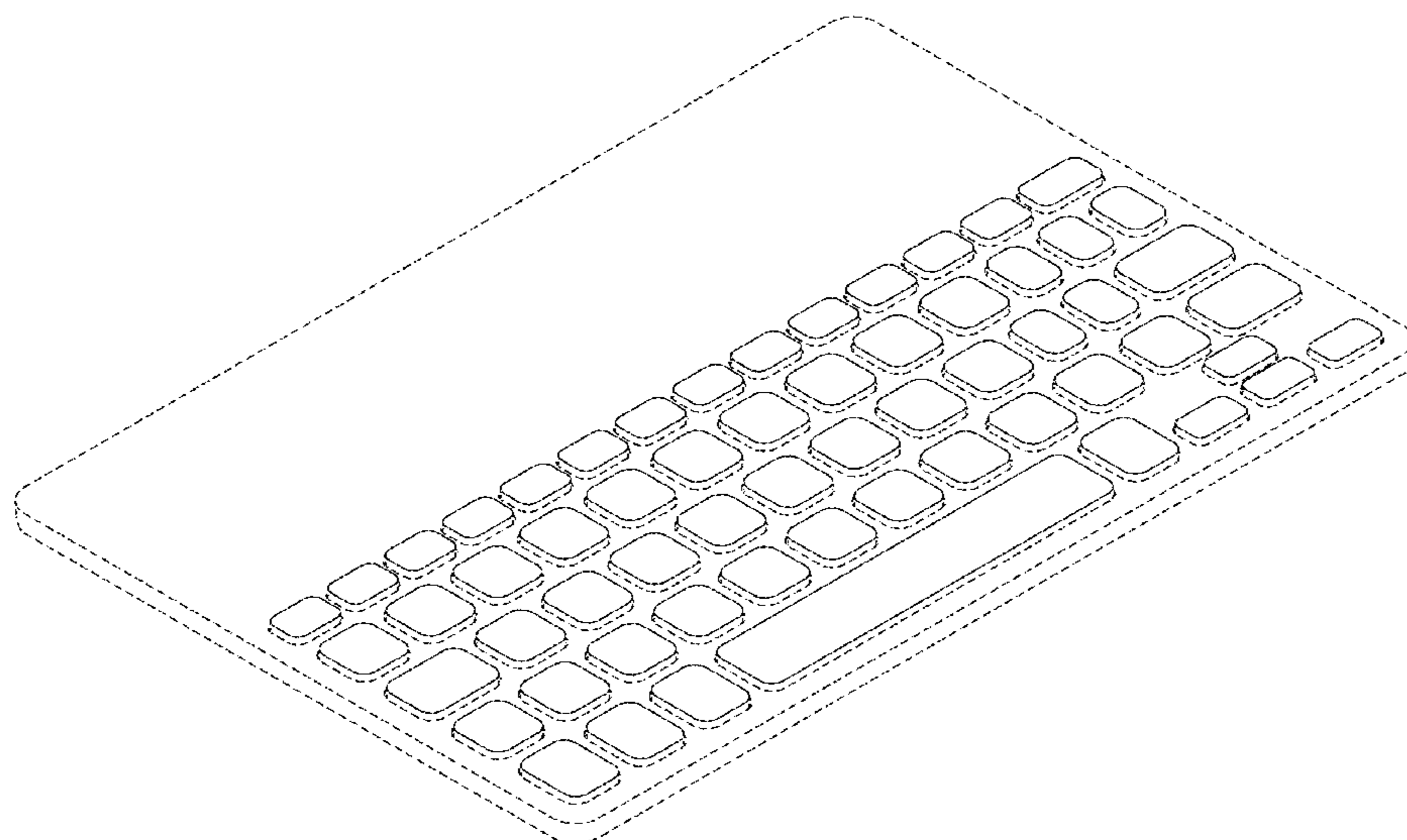
FIG. 2 is a top plan view thereof;

FIG. 3 is a perspective view of a second embodiment of a keyboard layout for protective folio, shown our new design; and,

FIG. 4 is a top plan view thereof.

The broken lines shown represent unclaimed subject matter and form no part of the claimed design.

1 Claim, 4 Drawing Sheets



(56)

References Cited

U.S. PATENT DOCUMENTS

D753,121 S *	4/2016	Sauvage	D14/440
D755,781 S *	5/2016	Schoenith	D14/315
D757,023 S *	5/2016	Bowers	D14/455
D757,024 S *	5/2016	Bowers	D14/455
2014/0267050 A1 *	9/2014	Spollen	G06F 3/0219 345/168

* cited by examiner

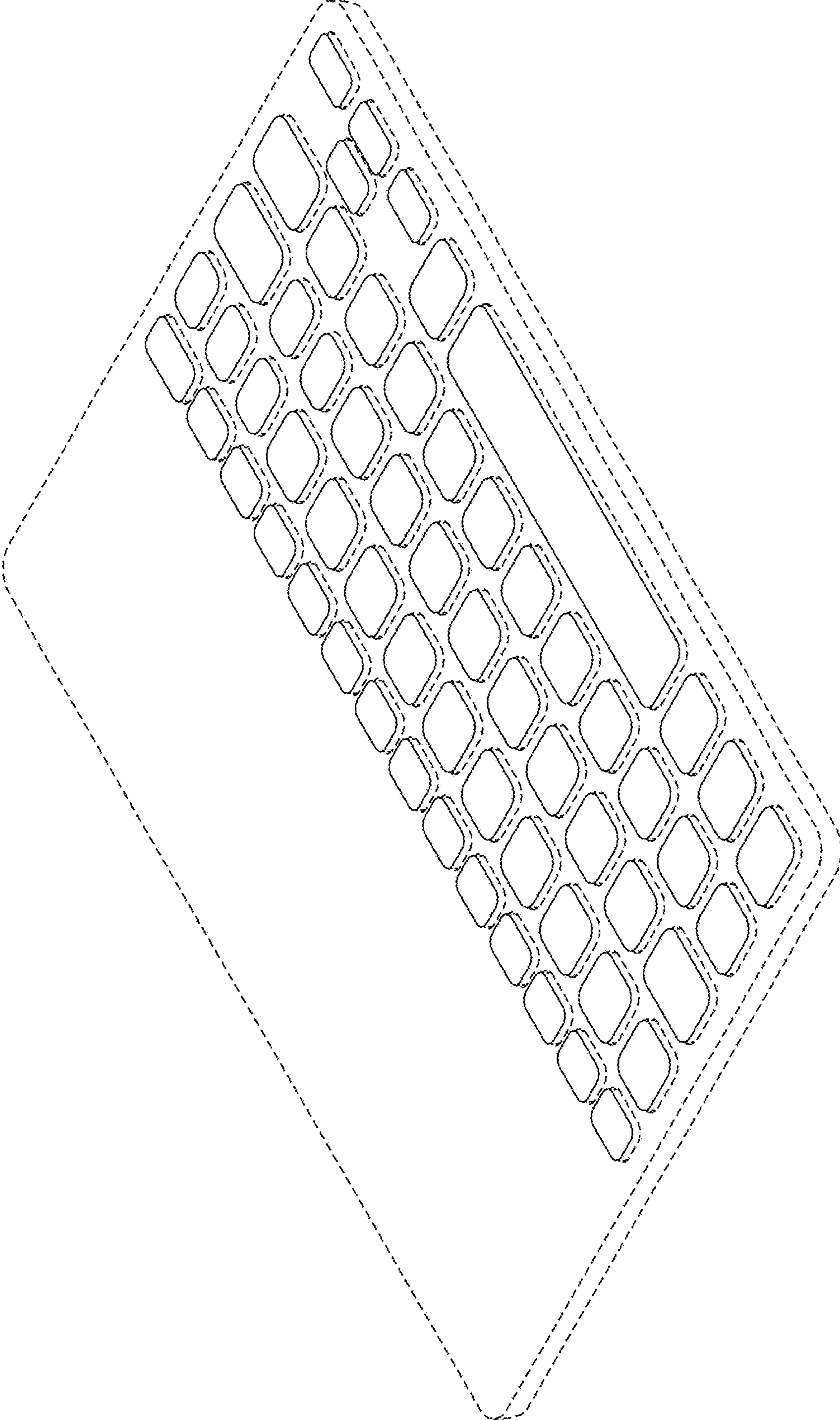


FIG. 1

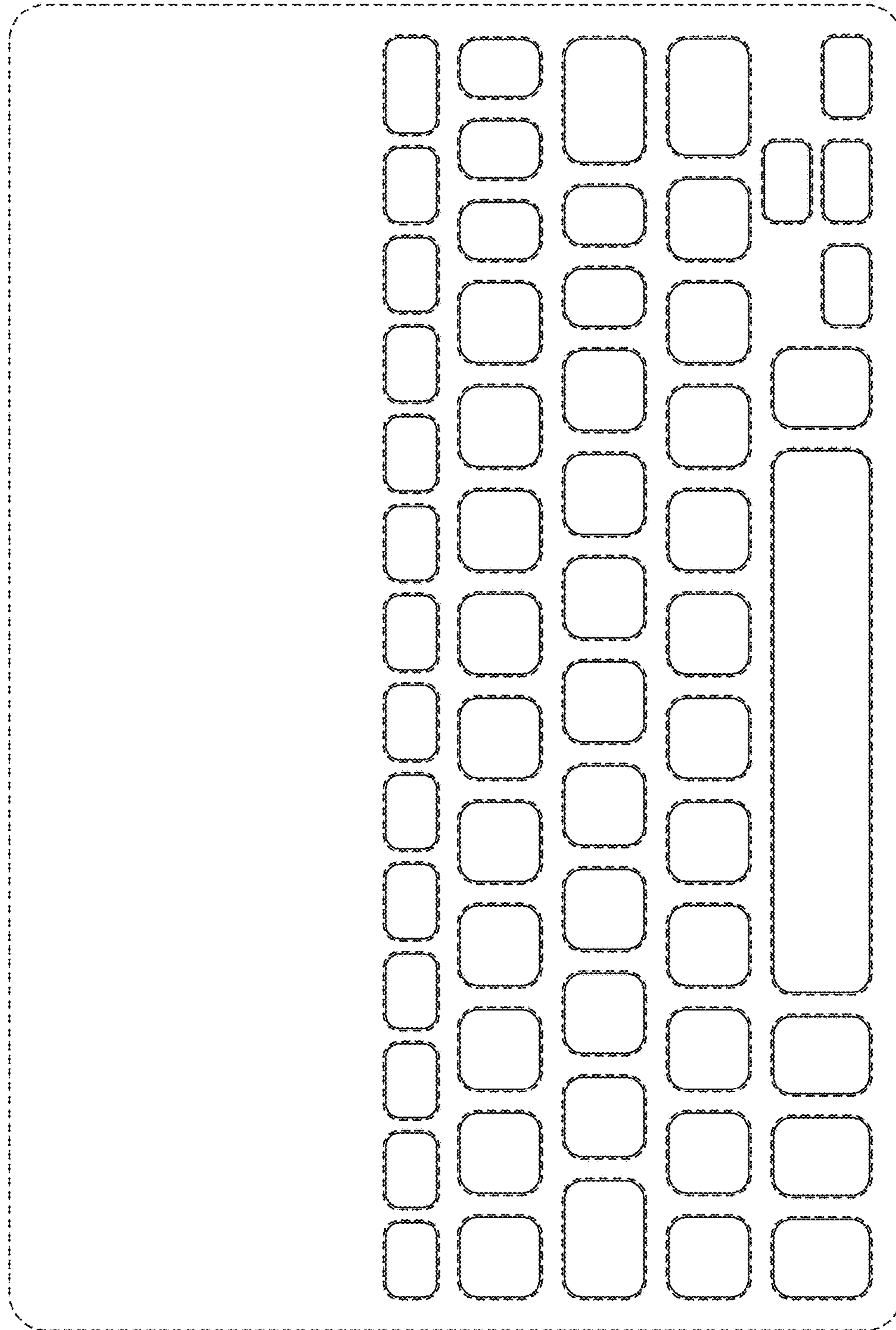


FIG. 2

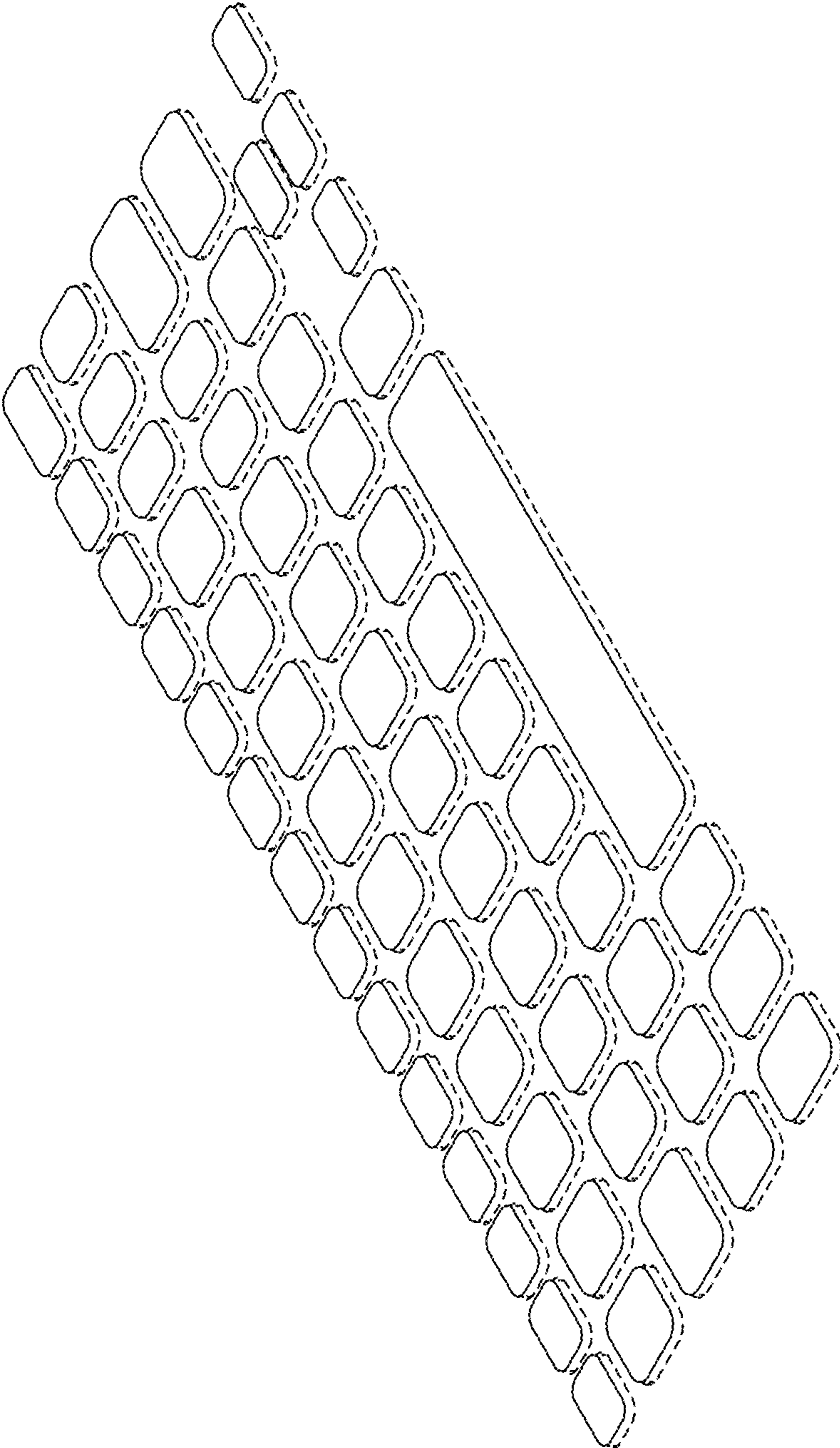


FIG. 3




FIG. 4