



US00D797109S

(12) **United States Design Patent** (10) **Patent No.:** **US D797,109 S**  
**Pisapia** (45) **Date of Patent:** **\*\* Sep. 12, 2017**

(54) **TABLET STAND**

(71) Applicant: **Carlo Antonio Pisapia**, Totowa, NJ  
(US)

(72) Inventor: **Carlo Antonio Pisapia**, Totowa, NJ  
(US)

(\*\*) Term: **15 Years**

(21) Appl. No.: **29/505,744**

(22) Filed: **Jan. 29, 2016**

(51) **LOC (10) Cl.** ..... **08-07**

(52) **U.S. Cl.**  
USPC ..... **D14/447**

(58) **Field of Classification Search**  
USPC ..... D14/447, 432, 434, 439, 440, 451, 452,  
D14/457, 239; D8/363, 373, 380;  
D6/406.3, 406.4, 406.5, 406.6; D12/415  
CPC ..... A47B 21/04; A47B 2097/006; A47B  
2097/005; A47B 2023/049; A45C  
2011/002; A45C 2011/003; F16M  
2200/00; F16M 13/00

See application file for complete search history.

(56) **References Cited**

**U.S. PATENT DOCUMENTS**

D455,755 S	*	4/2002	Levine	.....	D14/447
D620,942 S	*	8/2010	Huang	.....	D14/447
D626,129 S	*	10/2010	Lutz	.....	D14/447
D661,308 S	*	6/2012	Capozzoli, II	.....	D14/447
D664,149 S	*	7/2012	Crisp	.....	D14/459

D682,282 S	*	5/2013	Steinfeld	.....	D14/447
D692,438 S	*	10/2013	Chang	.....	D14/447
D693,826 S	*	11/2013	Ashida	.....	D14/447
D699,245 S	*	2/2014	Lee	.....	D14/447
D737,829 S	*	9/2015	Lee	.....	D14/447
D763,858 S	*	8/2016	Fluckiger	.....	D14/440
D767,575 S	*	9/2016	Green	.....	D14/447
D771,055 S	*	11/2016	Sharma	.....	D14/447

\* cited by examiner

*Primary Examiner* — Angela J Lee


(57) **CLAIM**

The ornamental design for a tablet stand, as shown and described.

**DESCRIPTION**

FIG. 1 is a front perspective elevational view of a tablet stand showing my new shape and design;  
FIG. 2 is a front perspective elevational view thereof;  
FIG. 3 is a front perspective elevational view thereof;  
FIG. 4 is a top plan view thereof;  
FIG. 5 is a right side elevational view thereof, the left side being a mirror image;  
FIG. 6 is a right side elevational view thereof, the left side being a mirror image.  
FIG. 7 is a right side elevational view thereof, the left side being a mirror image; and,  
FIG. 8 is a bottom plan view thereof.

**1 Claim, 8 Drawing Sheets**






FIG. 1



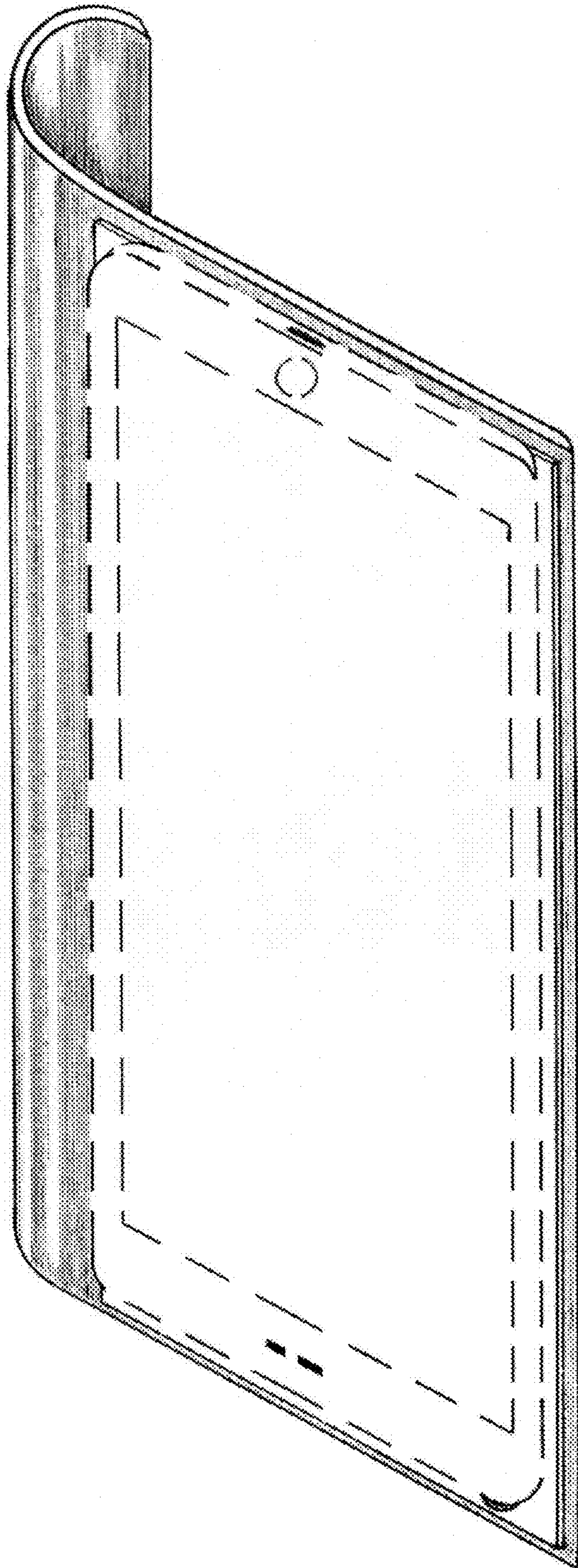



FIG. 2

FIG. 3








FIG. 4

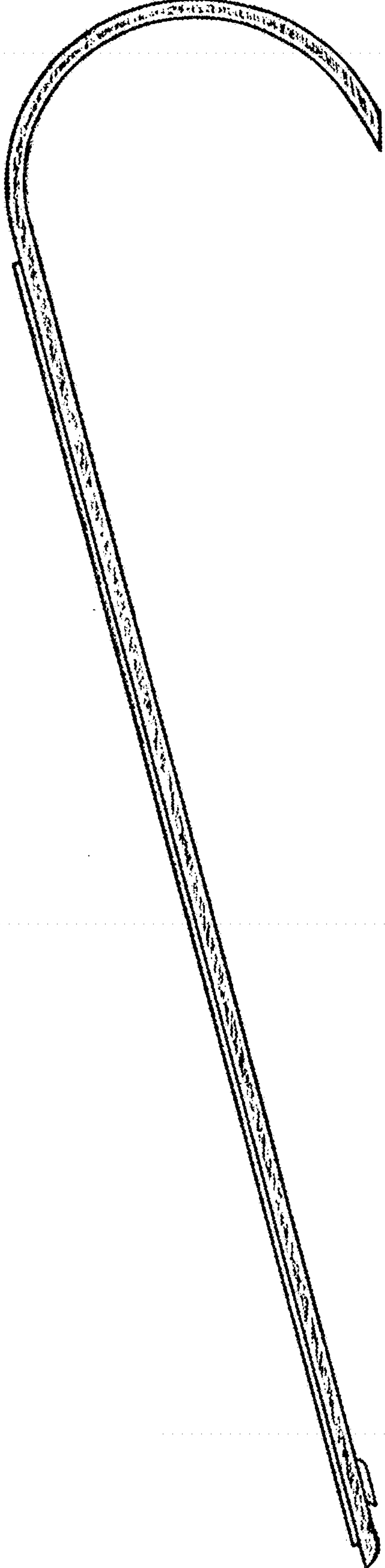


FIG. 5

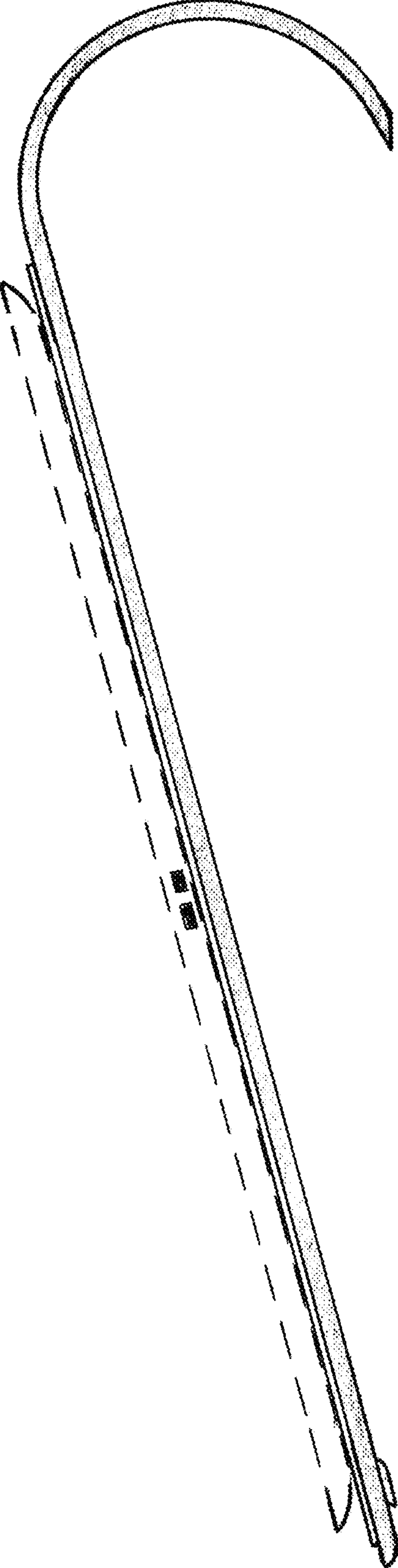


FIG. 6

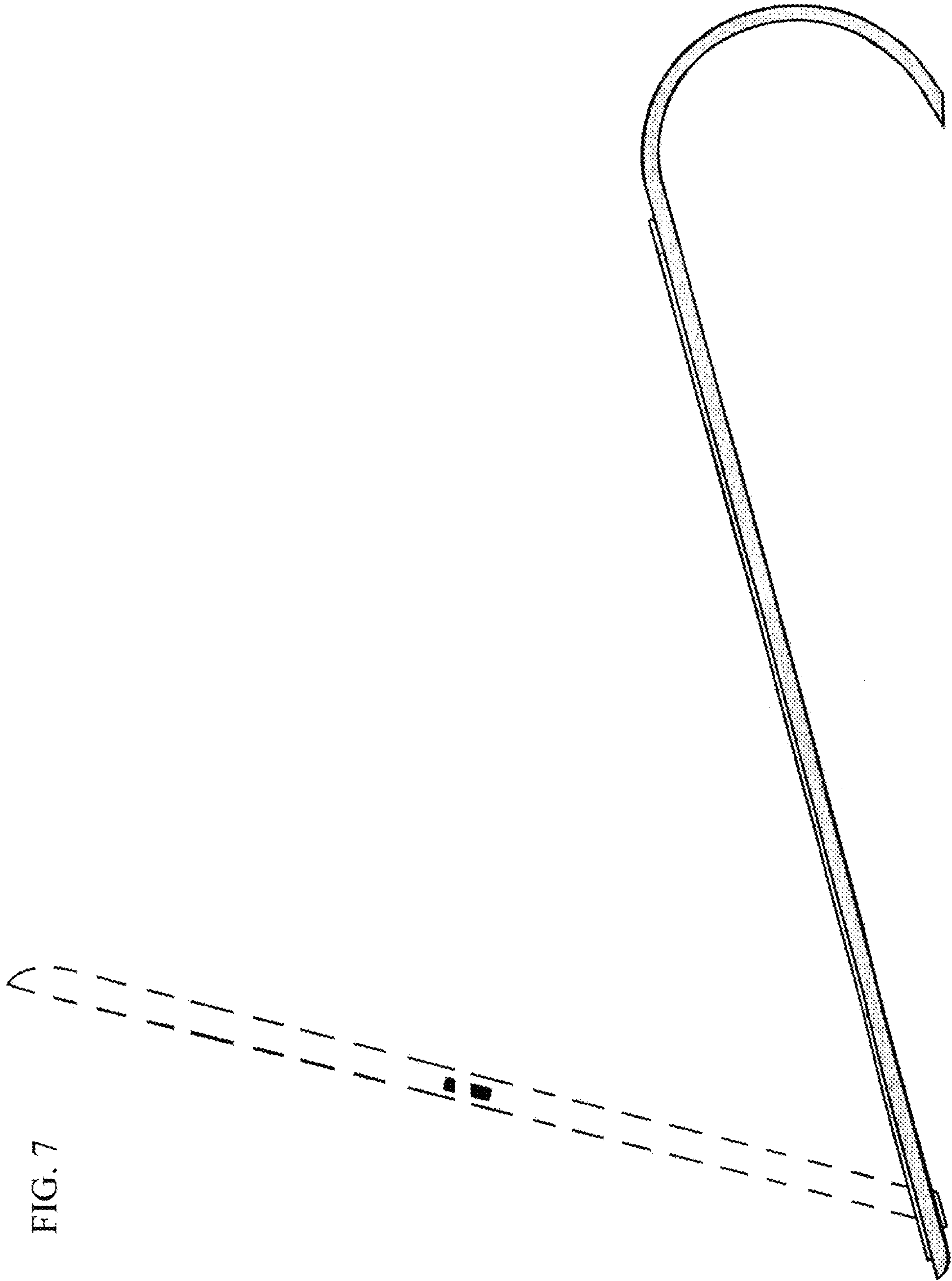


FIG. 7






FIG. 8