

US00D797108S

(12) **United States Design Patent** (10) **Patent No.:** **US D797,108 S**
Liu (45) **Date of Patent:** **** Sep. 12, 2017**

(54) **TABLET COMPUTER CASE COMPRISED OF AN EXTERIOR COVER AND DETACHABLE CASE**

Primary Examiner — Cynthia Underwood
(74) *Attorney, Agent, or Firm* — Amin, Turocy & Watson, LLP

(71) Applicant: **GoDirectInc.com, Inc.**, Chino, CA (US)

(57) **CLAIM**

The ornamental design for a tablet computer case comprised of an exterior cover and detachable case, as shown and described.

(72) Inventor: **Warren Liu**, Chino, CA (US)

(73) Assignee: **GoDirectInc.com, Inc.**, Chino, CA (US)

DESCRIPTION

(**) Term: **14 Years**

FIG. 1 is a perspective view of a tablet computer case comprised of an exterior cover and detachable case; FIG. 2 is a front elevational view thereof; FIG. 3 is a rear elevational view thereof; FIG. 4 is a right-side elevational view thereof; FIG. 5 is a left-side elevational view thereof; FIG. 6 is a bottom plan view thereof; FIG. 7 is a top plan view thereof; FIG. 8 is a front elevational view thereof shown without the exterior cover; FIG. 9 is a rear elevational view thereof shown without the exterior cover; FIG. 10 is a right-side elevational view thereof shown without the exterior cover; FIG. 11 is a left-side elevational view thereof shown without the exterior cover; FIG. 12 is a bottom plan view thereof shown without the exterior cover; and, FIG. 13 is a top plan view thereof shown without the exterior cover. FIG. 14 is a perspective view of the exterior cover thereof, in a partially folded position and without the detachable case. FIG. 15 is a perspective view thereof with the detachable case rotated perpendicularly to the exterior cover which is depicted in a partially folded position; and, FIG. 16 is a perspective view thereof, shown in another alternate position of use. Broken lines shown in the drawings represent environment only and form no part of the claimed design.

(21) Appl. No.: **29/524,550**

(22) Filed: **Apr. 21, 2015**

Related U.S. Application Data

(63) Continuation of application No. 29/444,518, filed on Jan. 31, 2013, now Pat. No. Des. 730,912.

(51) **LOC (10) Cl.** **14-02**

(52) **U.S. Cl.**
USPC **D14/440**

(58) **Field of Classification Search**
USPC D14/440, 250, 447; 206/45.23, 320, 206/45.2; 361/679.55; 294/25; 224/218; D9/414, 418

(Continued)

(56) **References Cited**

U.S. PATENT DOCUMENTS

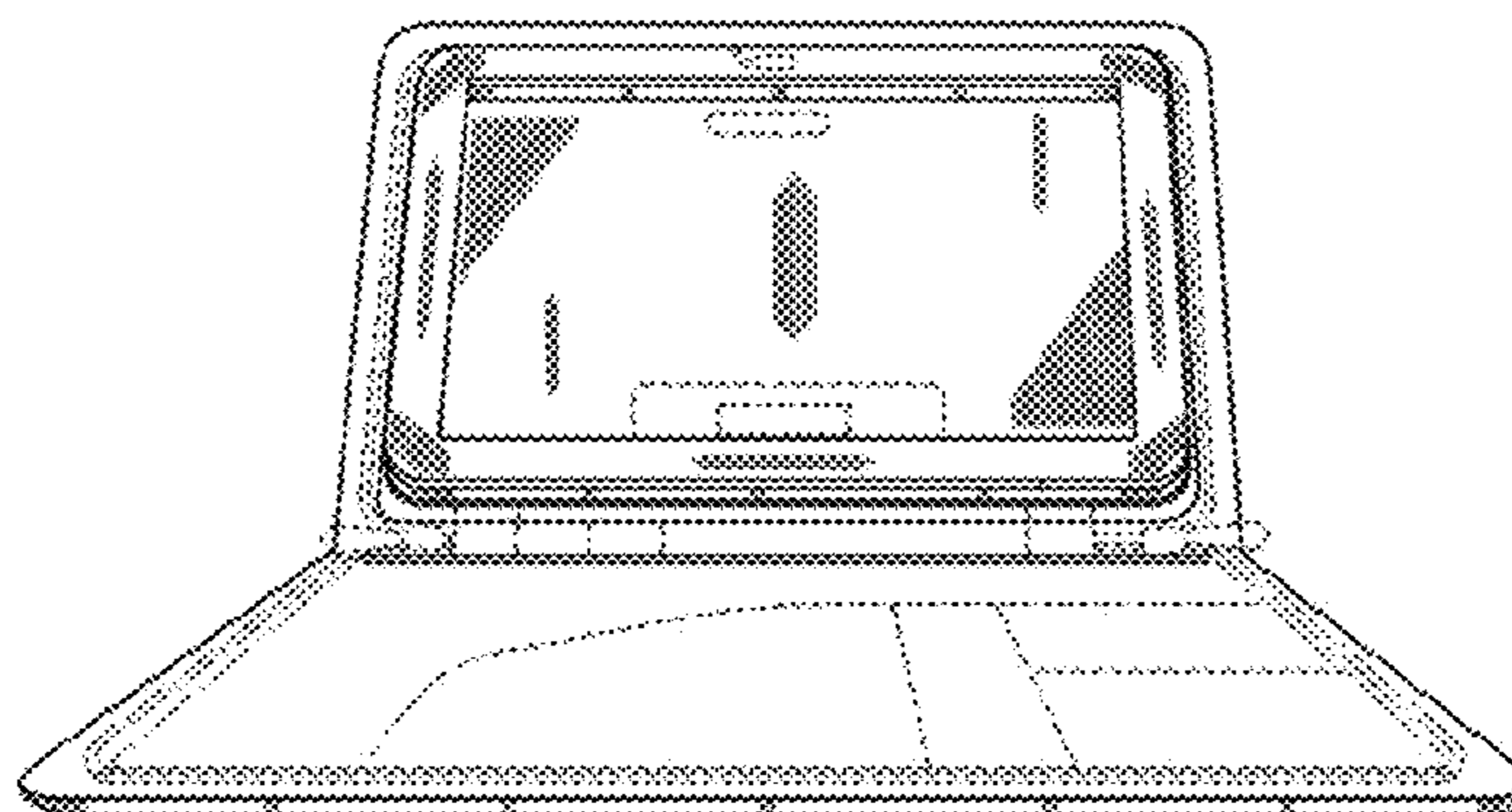
D627,078 S 11/2010 Matsuo et al.
7,828,260 B2 11/2010 Hauser et al.
(Continued)

OTHER PUBLICATIONS

Office Action for Design U.S. Appl. No. 29/444,518, dated Nov. 18, 2014, 24 pages.

(Continued)

1 Claim, 16 Drawing Sheets



(58) **Field of Classification Search**

CPC G06F 1/1628; G06F 1/1626; G06F 1/1667;
A47B 23/044; H04B 1/3888; A45C
11/00; A45C 3/02; H05K 5/0217
See application file for complete search history.

(56) **References Cited**

U.S. PATENT DOCUMENTS

8,230,992 B2 * 7/2012 Law G06F 1/1626
206/320
D678,260 S * 3/2013 Bau D14/132
D681,041 S * 4/2013 Phillips D14/440
D682,279 S * 5/2013 Fuchs D14/440
8,644,893 B2 * 2/2014 Liang G06F 1/1628
206/45.2
D706,783 S * 6/2014 Almodova D14/440
D707,229 S * 6/2014 Almodova D14/440
D741,867 S * 10/2015 Liu D14/440
2010/0110629 A1 * 5/2010 Dietz A45C 11/00
361/679.55
2010/0122924 A1 5/2010 Andrews
2011/0227463 A1 9/2011 Hou et al.
2012/0043247 A1 * 2/2012 Westrup A45C 3/02
206/472
2013/0214661 A1 * 8/2013 McBroom G06F 1/1667
312/325
2013/0241381 A1 * 9/2013 Hyneczek H05K 5/0217
312/240
2013/0264459 A1 * 10/2013 McCosh G06F 1/1626
248/688

OTHER PUBLICATIONS

Notice of Allowance for Design U.S. Appl. No. 29/444,518, dated
Jan. 21, 2015, 11 pages.

* cited by examiner

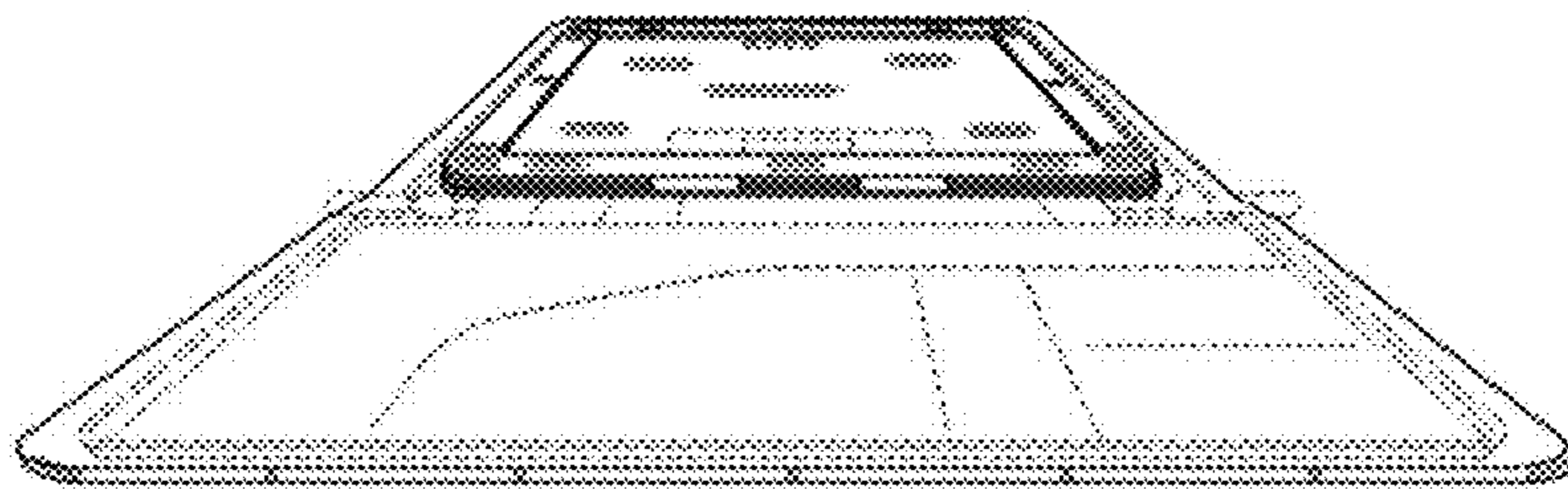


FIG. 1




FIG. 2




FIG. 3



FIG. 4



FIG. 5

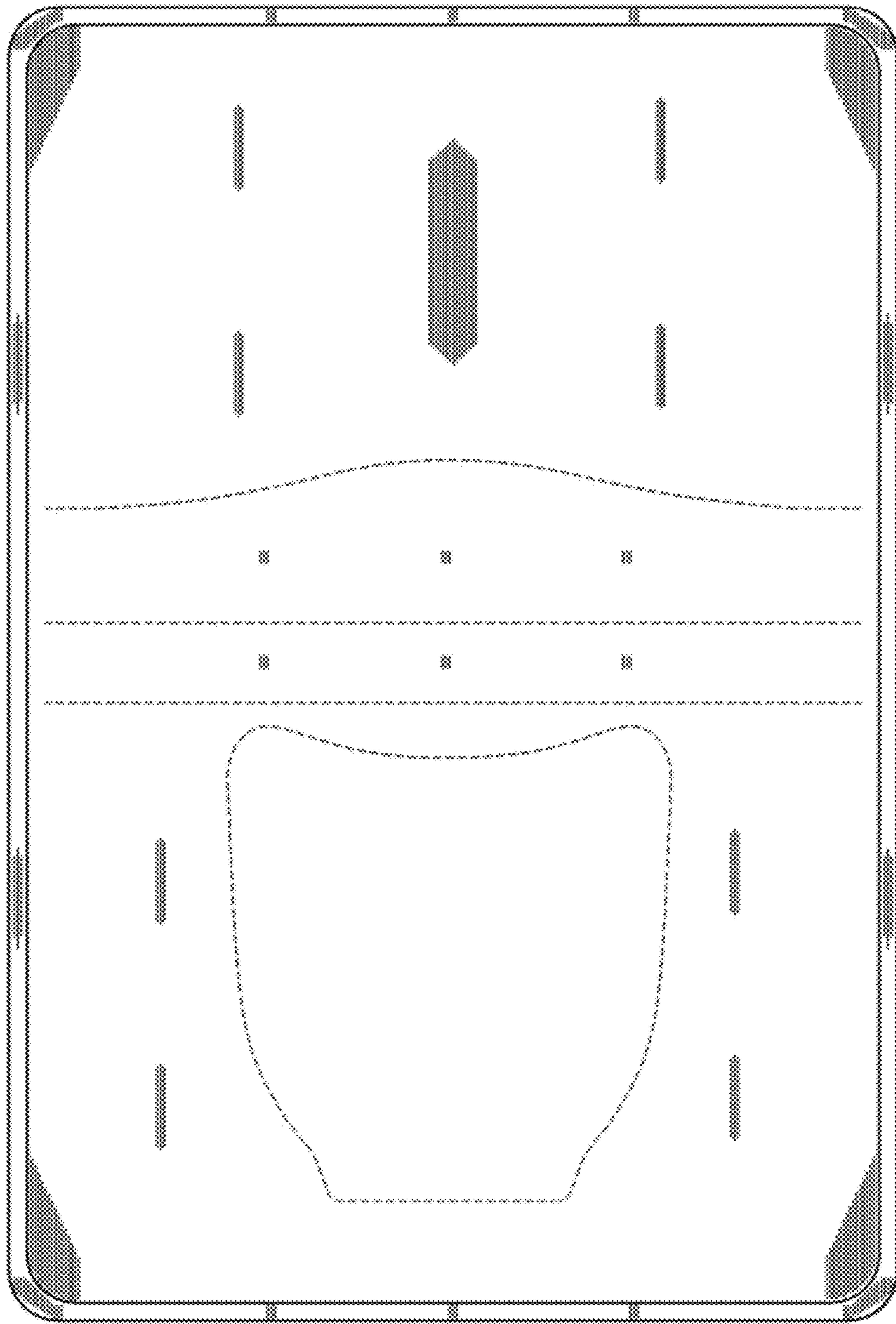


FIG. 6

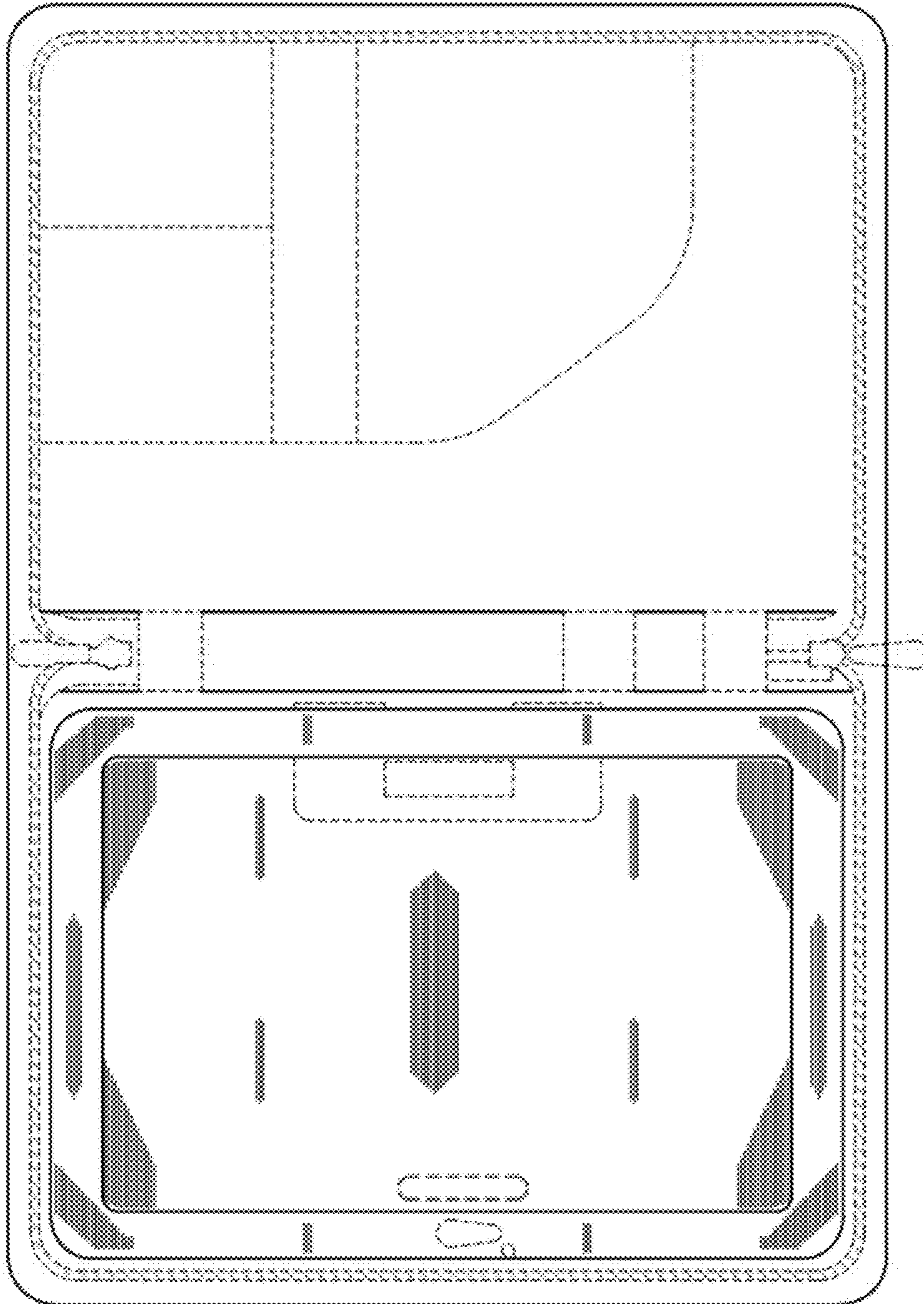


FIG. 7

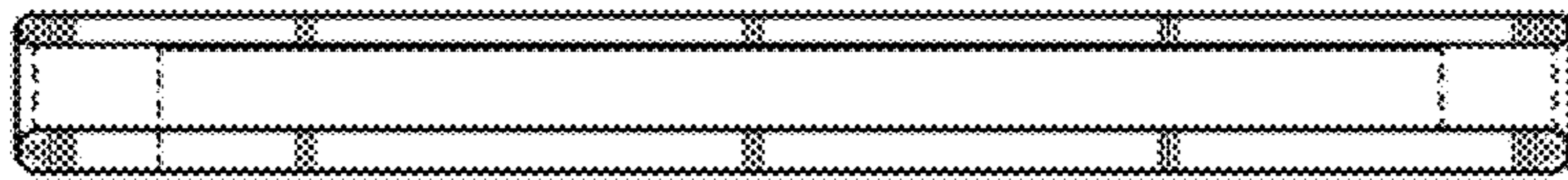


FIG. 8



FIG. 9

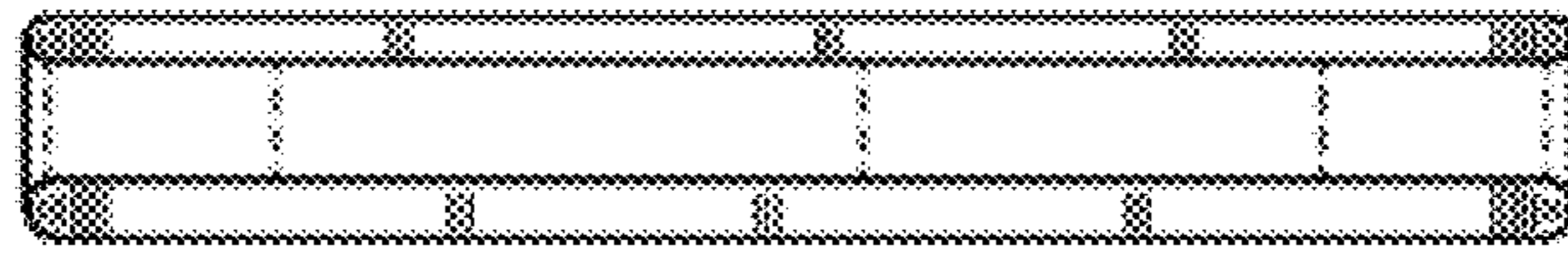


FIG. 10



FIG. 11

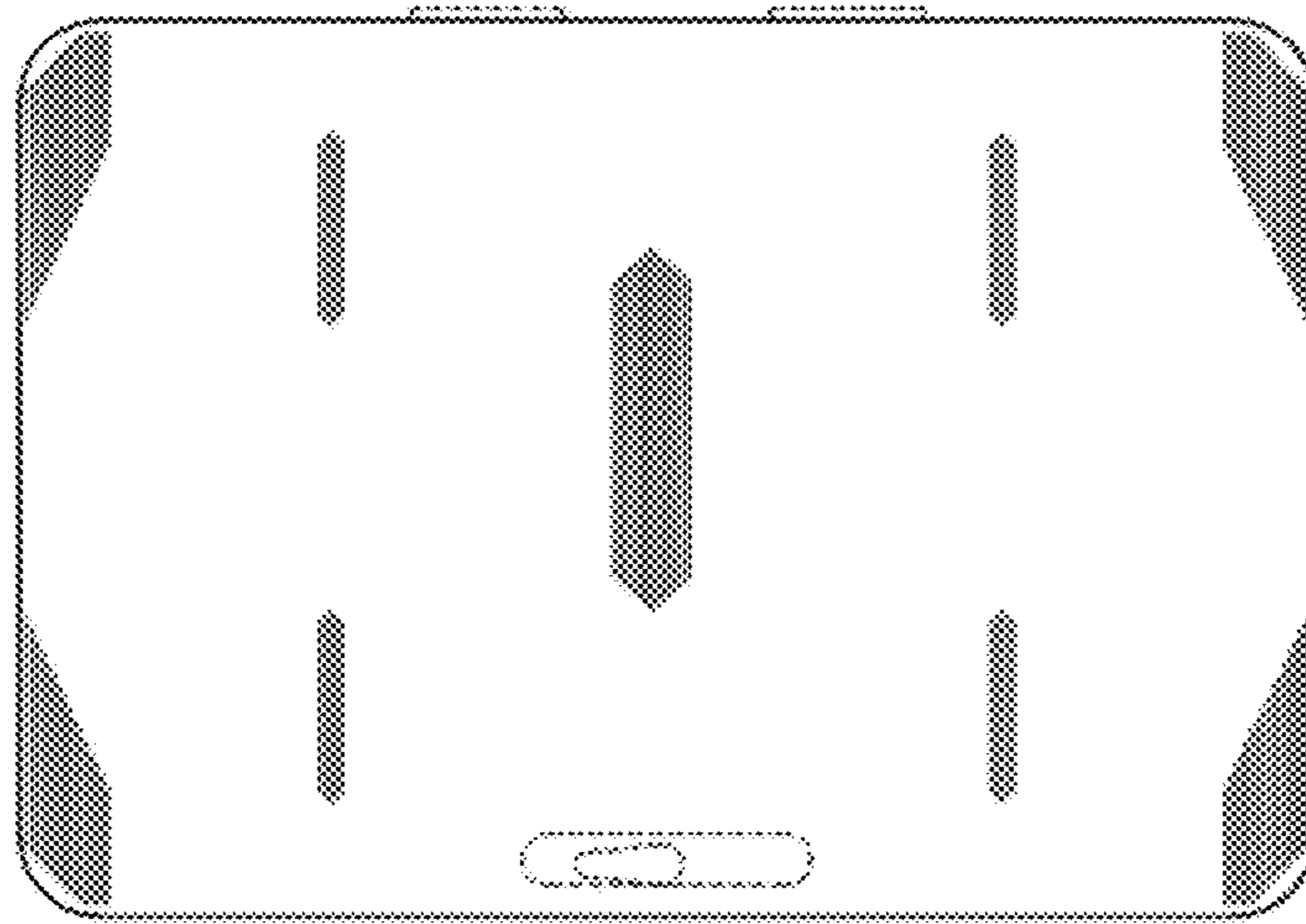


FIG. 12

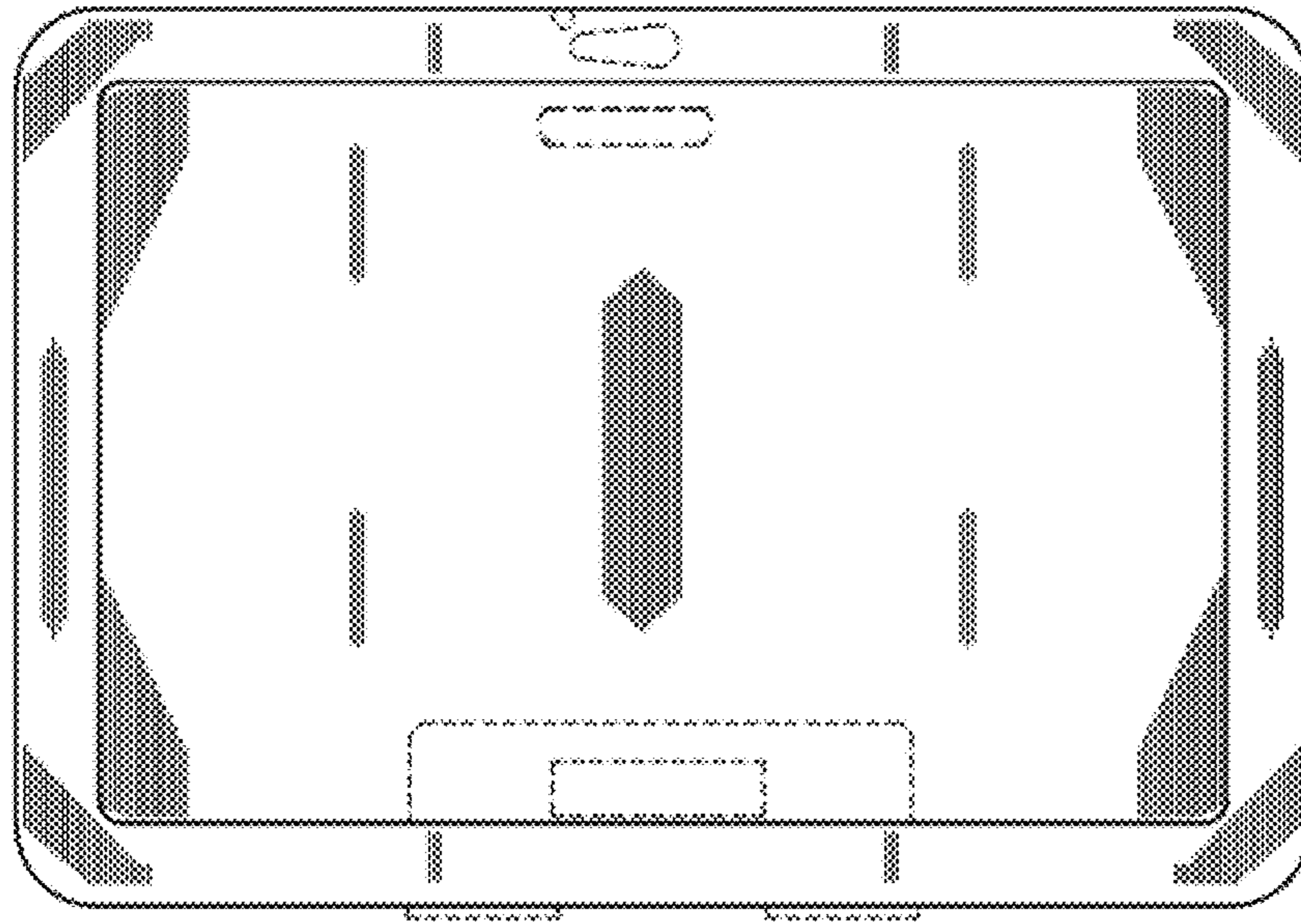


FIG. 13

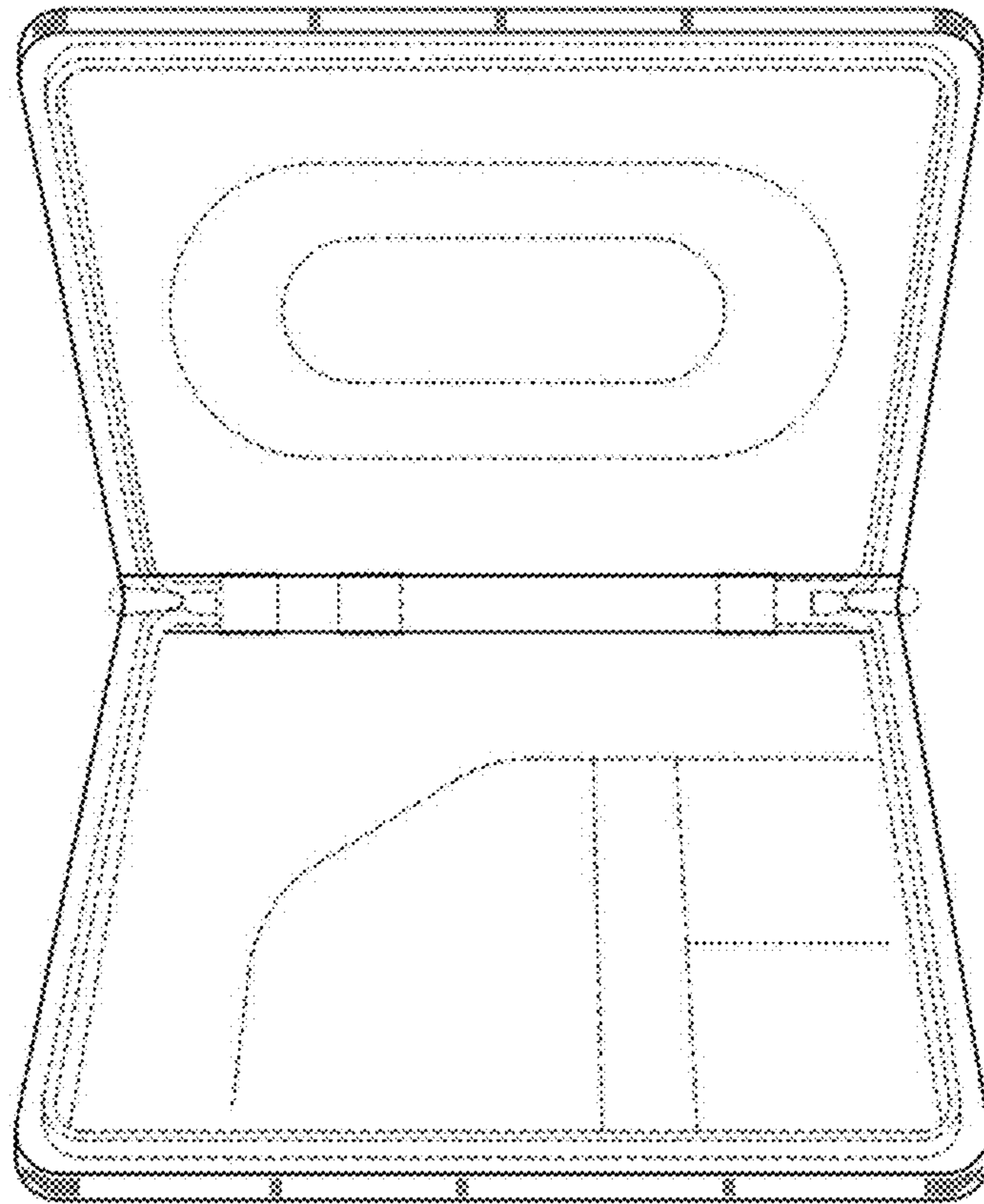


FIG. 14

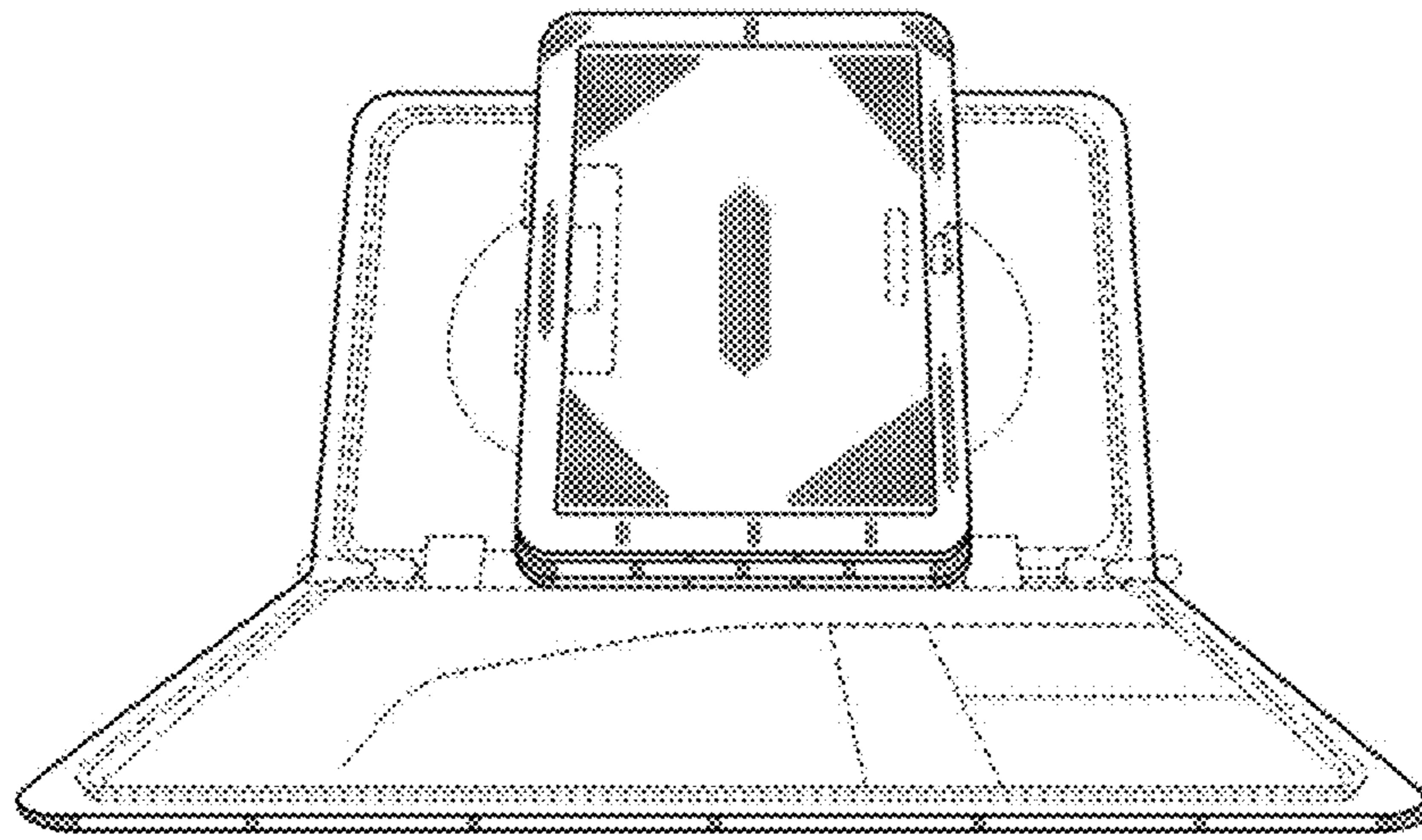


FIG. 15

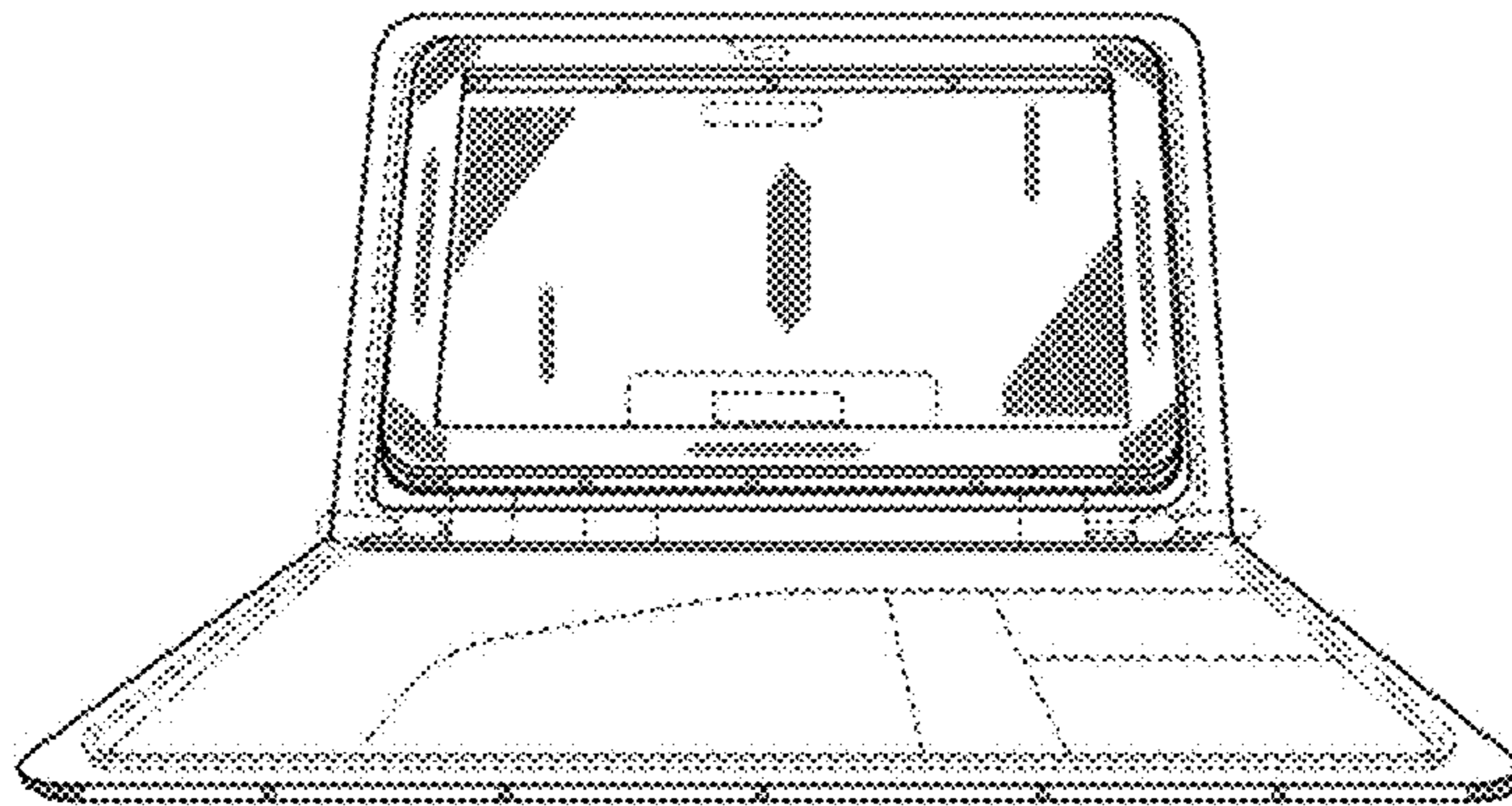


FIG. 16