

US00D797081S

(12) **United States Design Patent** (10) **Patent No.:** **US D797,081 S**
Liang et al. (45) **Date of Patent:** **** Sep. 12, 2017**

(54) **MULTI-BAND ANTENNA** 7,498,987 B2 * 3/2009 Svigelj H01Q 1/38
 343/700 MS
 (71) Applicant: **GRAND-TEK TECHNOLOGY CO., LTD.**, New Taipei (TW) 7,579,999 B2 * 8/2009 Boß H01Q 9/06
 343/795
 (72) Inventors: **I-Sheng Liang**, New Taipei (TW); D636,382 S * 4/2011 Podduturi D14/230
Ta-Lun Lee, New Taipei (TW) D704,681 S * 5/2014 McDonnell D14/230
 D710,832 S * 8/2014 Yang D14/230
 D754,108 S * 4/2016 Yang D14/230
 D769,228 S * 10/2016 Gillon D14/230
 (73) Assignee: **GRAND-TEK TECHNOLOGY CO., LTD.**, New Taipei (TW) 9,461,369 B1 * 10/2016 Liang H01Q 21/24
 2007/0241983 A1 * 10/2007 Cao H01Q 9/28
 343/797
 (**) Term: **15 Years** 2015/0234035 A1 * 8/2015 Lohofener G01S 7/03
 343/702
 (21) Appl. No.: **29/538,255** 2016/0248171 A1 * 8/2016 John H01Q 21/26
 (22) Filed: **Sep. 2, 2015**
 (30) **Foreign Application Priority Data**

Mar. 10, 2015 (TW) 104301223
 (51) **LOC (10) Cl.** **14-03**
 (52) **U.S. Cl.**
 USPC **D14/230**
 (58) **Field of Classification Search**
 USPC D14/230, 231, 232, 233, 234, 235, 236,
 D14/237, 238, 138, 299, 358
 CPC H01Q 1/242; H01Q 1/243; H01Q 1/38;
 H01Q 1/42; H01Q 1/007; H01Q 1/0085;
 H01Q 3/24; H01Q 9/28; H01Q 9/06;
 H01Q 9/26; H01Q 21/24; H01Q 21/26;
 H01P 5/103
 See application file for complete search history.

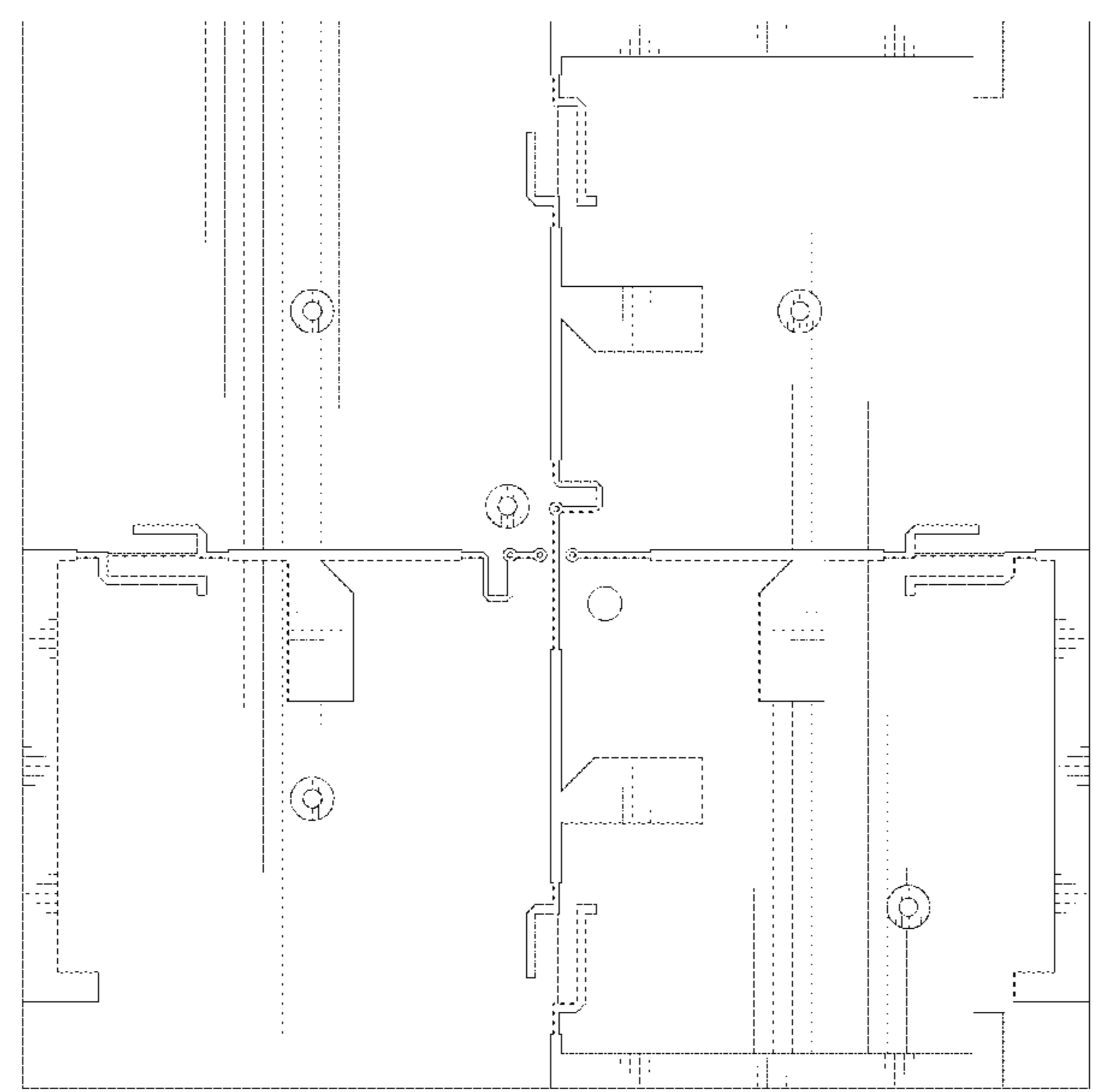
(56) **References Cited**
 U.S. PATENT DOCUMENTS
 6,774,849 B2 * 8/2004 Umehara H01Q 1/243
 343/700 MS
 7,215,296 B2 * 5/2007 Abramov H01Q 3/24
 343/834

* cited by examiner
Primary Examiner — Karen S Acker
Assistant Examiner — Jerry Hsu
 (74) *Attorney, Agent, or Firm* — Chun-Ming Shih; HDLS
 IPR Services

(57) **CLAIM**
 The ornamental design for a multi-band antenna, as shown
 and described.

DESCRIPTION
 FIG. 1 is a front view of a multi-band antenna showing my
 new design;
 FIG. 2 is a rear view thereof; and,
 FIG. 3 is a left side view thereof, the right, top, and bottom
 views being identical in appearance.

1 Claim, 3 Drawing Sheets



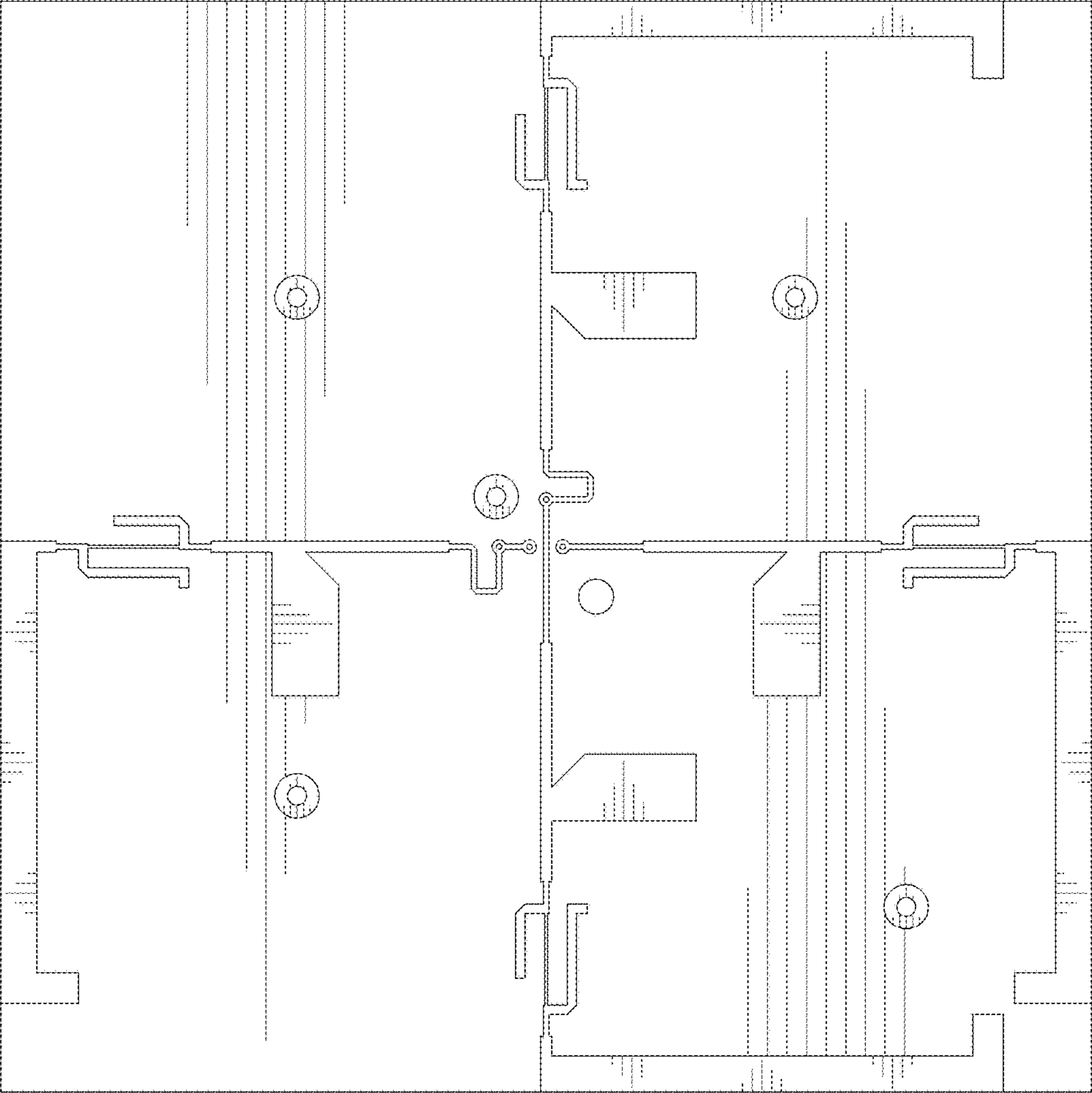


FIG.1

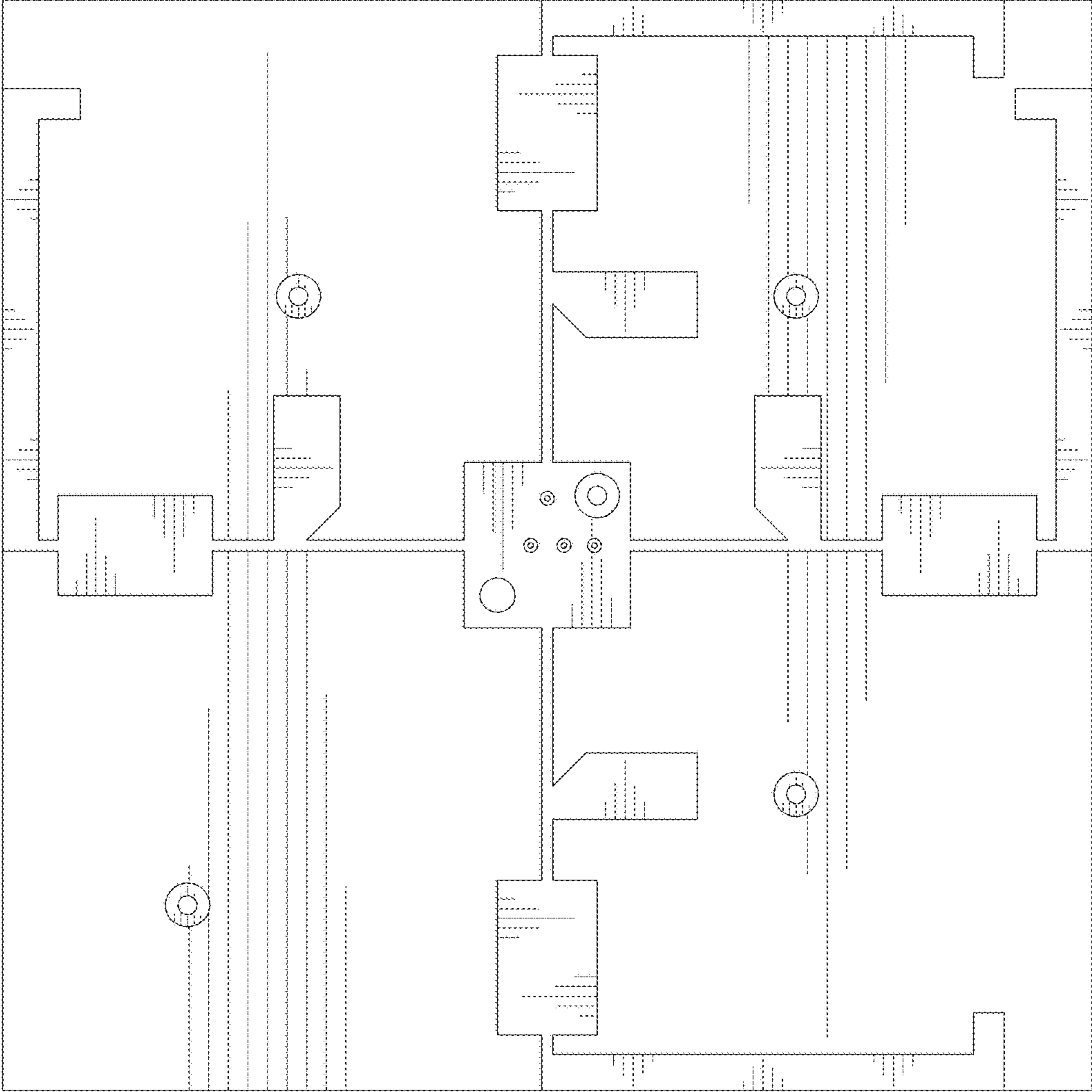


FIG.2



FIG.3