



US00D797053S

(12) **United States Design Patent** (10) **Patent No.:** **US D797,053 S**
Salomon (45) **Date of Patent:** **** Sep. 12, 2017**

(54) **ELECTRICAL CONNECTOR**

CPC . H01R 4/48; H01R 9/05; H01R 13/24; H01R 13/44; H01R 13/50; H01R 13/56; H01R 13/648; H01R 13/73; H01R 43/00; G02B 6/36

(71) Applicant: **Phoenix Contact GmbH & Co. KG,**
Blomberg (DE)

See application file for complete search history.

(72) Inventor: **Thomas Salomon, Verl** (DE)

(56) **References Cited**

(73) Assignee: **PHOENIX CONTACT GMBH & CO. KG,**
Blomberg (DE)

U.S. PATENT DOCUMENTS

(**) Term: **15 Years**

D408,789 S * 4/1999 Middlehurst D13/147
D561,708 S * 2/2008 Anzai D13/177
2015/0195944 A1* 7/2015 Bury H05K 7/1472
361/622
2016/0278228 A1* 9/2016 Bury H01R 11/03

(21) Appl. No.: **29/547,907**

* cited by examiner

(22) Filed: **Dec. 9, 2015**

Related U.S. Application Data

Primary Examiner — Daniel Bui

(62) Division of application No. 29/489,891, filed on May 5, 2014, now Pat. No. Des. 762,582.

(74) *Attorney, Agent, or Firm* — Leydig, Voit & Mayer, Ltd.

(30) **Foreign Application Priority Data**

(57) **CLAIM**

- Nov. 4, 2013 (EM) 002338418-0001
- Nov. 4, 2013 (EM) 002338418-0002
- Nov. 4, 2013 (EM) 002338418-0003
- Nov. 4, 2013 (EM) 002338418-0004
- Nov. 4, 2013 (EM) 002338418-0005
- Nov. 4, 2013 (EM) 002338418-0006
- Nov. 4, 2013 (EM) 002338418-0007
- Nov. 4, 2013 (EM) 002338418-0008
- Nov. 4, 2013 (EM) 002338418-0009
- Nov. 4, 2013 (EM) 002338418-0010
- Nov. 4, 2013 (EM) 002338418-0011
- Nov. 4, 2013 (EM) 002338418-0012
- Nov. 4, 2013 (EM) 002338418-0013
- Nov. 4, 2013 (EM) 002338418-0014

The ornamental design for an electrical connector, as shown and described.

DESCRIPTION

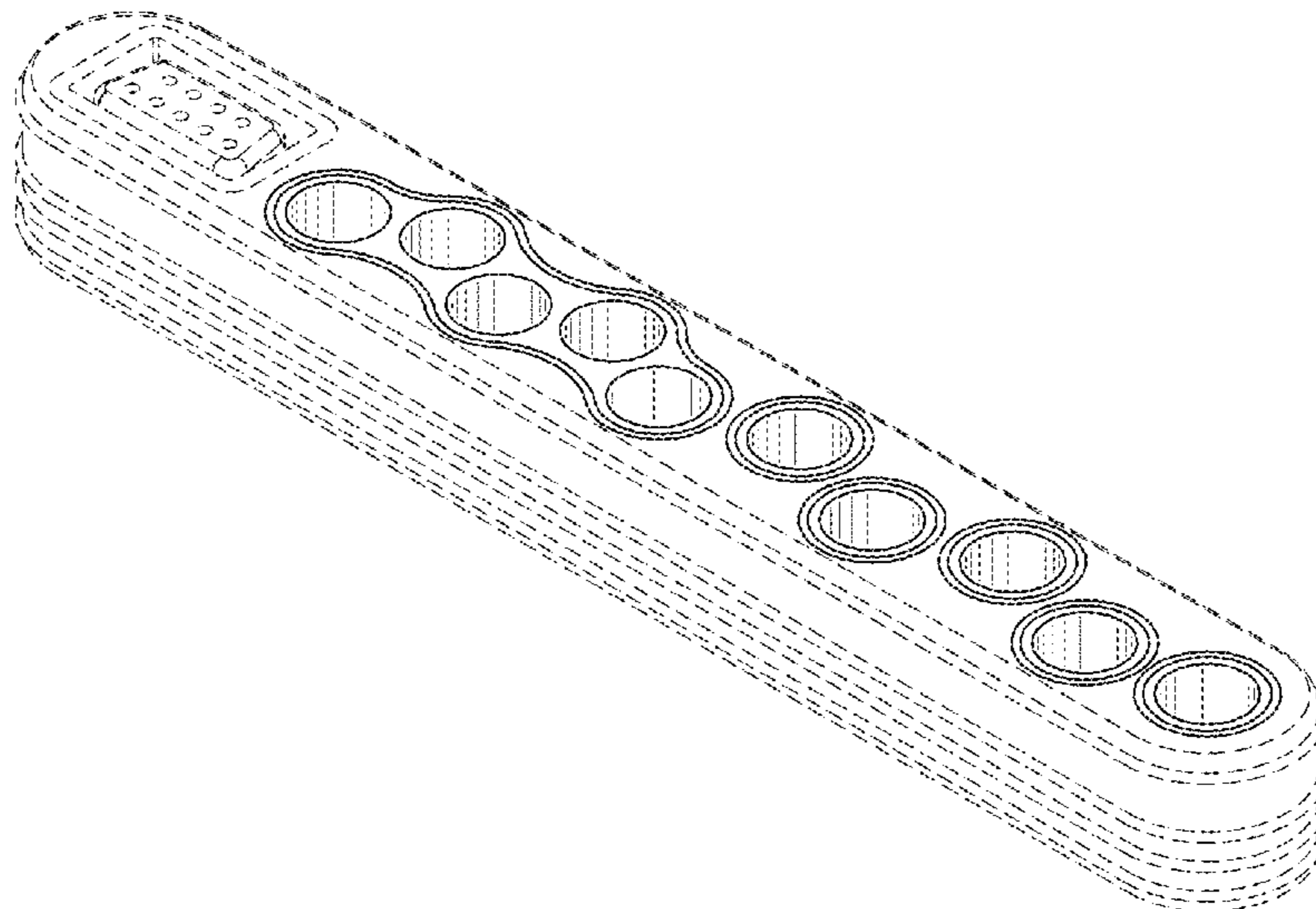
FIG. 1 is a left, front perspective view of an electrical connector showing my new design;
FIG. 2 is a top plan view thereof;
FIG. 3 is a right side elevational view thereof;
FIG. 4 is a front elevational view thereof;
FIG. 5 is a left side elevational view thereof;
FIG. 6 is a rear elevational view thereof; and,
FIG. 7 is a bottom plan view thereof.
Any broken lines in the drawings illustrate unclaimed subject matter and/or environment and form no part of the claimed design.

(51) **LOC (10) Cl.** **13-03**

(52) **U.S. Cl.**
USPC **D13/147**

(58) **Field of Classification Search**
USPC D13/146, 147, 154, 156, 184, 199

1 Claim, 7 Drawing Sheets



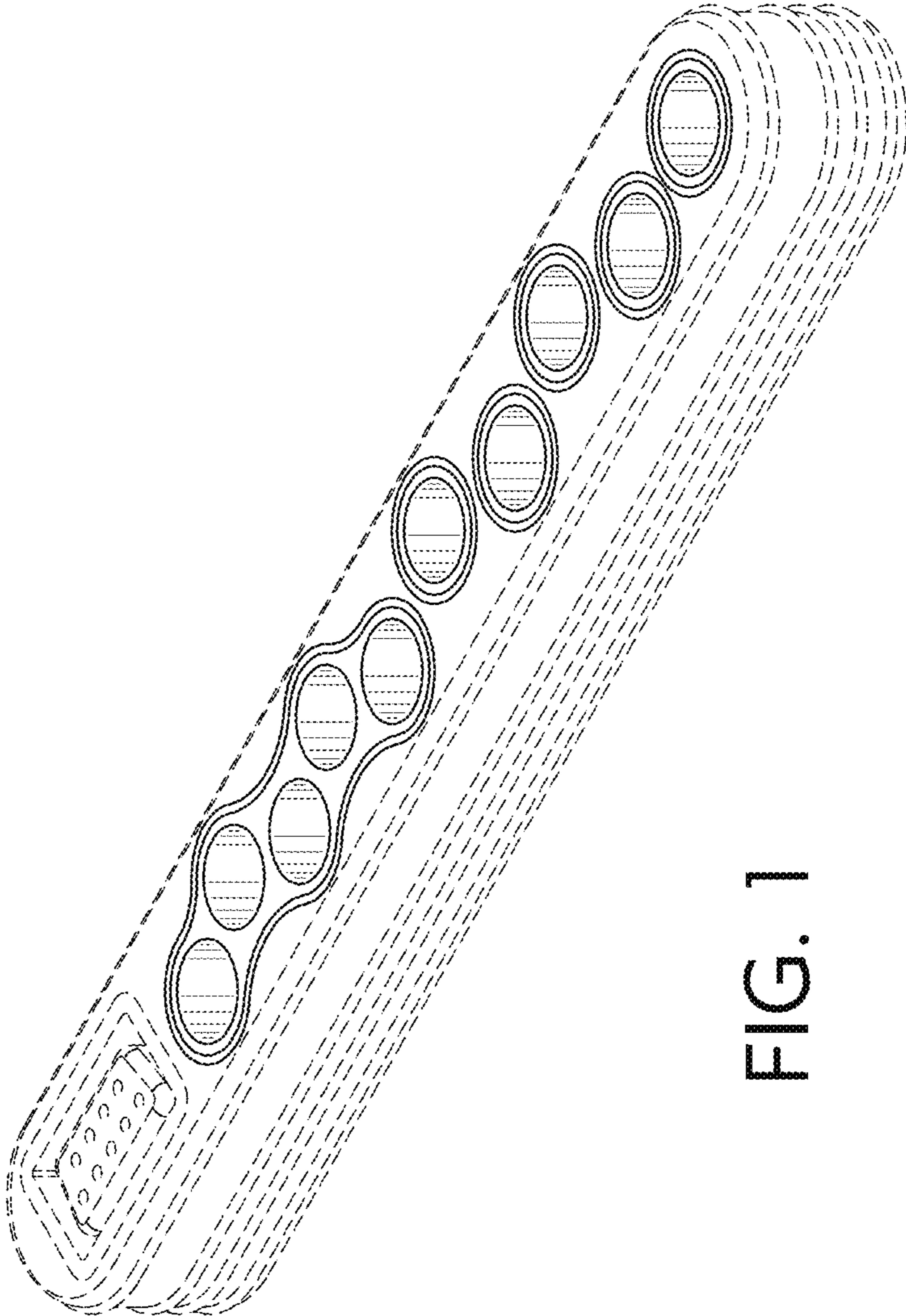


FIG. 1

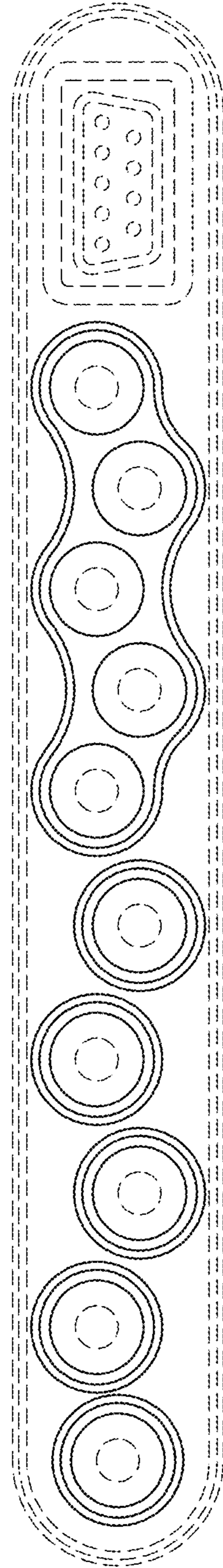


FIG. 2

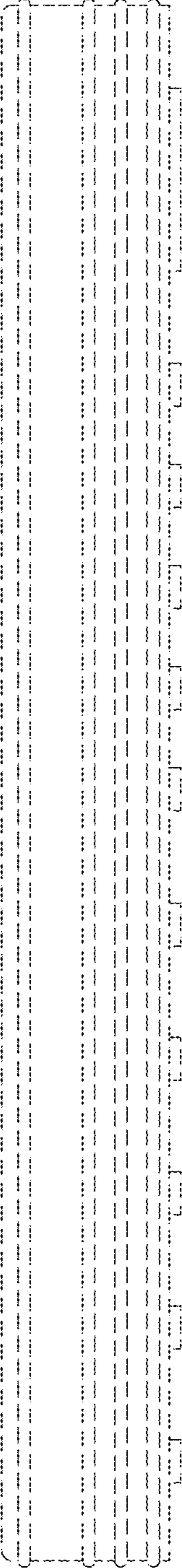


FIG. 3




FIG. 4

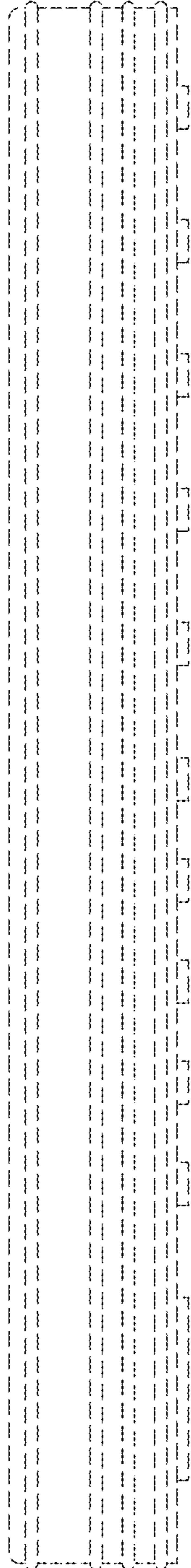


FIG. 5




FIG. 6

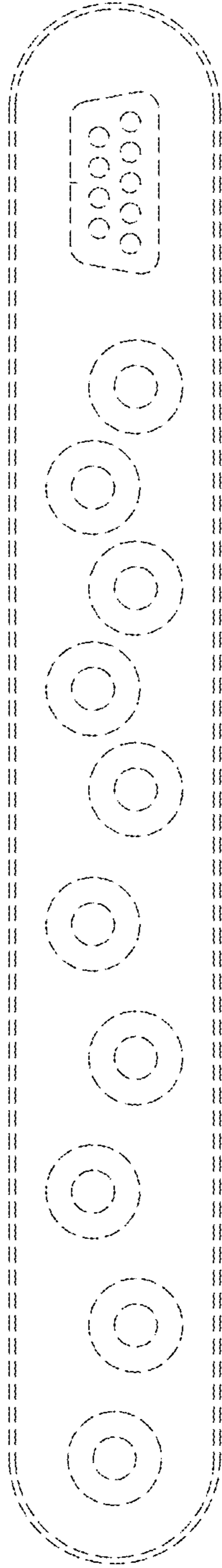


FIG. 7