



US00D797043S

(12) **United States Design Patent**
Akana et al.

(10) **Patent No.:** **US D797,043 S**

(45) **Date of Patent:** **** Sep. 12, 2017**

(54) **CHARGER**

(71) Applicant: **Apple Inc.**, Cupertino, CA (US)

(72) Inventors: **Jody Akana**, San Francisco, CA (US);
Molly Anderson, San Francisco, CA (US);
Bartley K. Andre, Palo Alto, CA (US);
Shota Aoyagi, San Francisco, CA (US);
Anthony Michael Ashcroft, San Francisco, CA (US);
Jeremy Bataillou, San Francisco, CA (US);
Daniel J. Coster, San Francisco, CA (US);
Daniele De Iuliis, San Francisco, CA (US);
M. Evans Hankey, San Francisco, CA (US);
Julian Hoenig, San Francisco, CA (US);
Richard P. Howarth, San Francisco, CA (US);
Jonathan P. Ive, San Francisco, CA (US);
Duncan Robert Kerr, San Francisco, CA (US);
Matthew Dean Rohrbach, San Francisco, CA (US);
Peter Russell-Clarke, San Francisco, CA (US);
Benjamin Andrew Shaffer, San Jose, CA (US);
Mikael Silvano, San Francisco, CA (US);
Christopher J. Stringer, Woodside, CA (US);
Eugene Antony Whang, San Francisco, CA (US);
Rico Zorkendorfer, San Francisco, CA (US)

(73) Assignee: **Apple Inc.**, Cupertino, CA (US)

(**) Term: **15 Years**

(21) Appl. No.: **29/538,856**

(22) Filed: **Sep. 9, 2015**

(51) **LOC (10) Cl.** **13-02**

(52) **U.S. Cl.**
USPC **D13/108**; D13/103

(58) **Field of Classification Search**
USPC D13/102-110, 118-119, 184, 199;
D14/356, 432

CPC Y02E 60/10; Y02E 60/12; Y02E 60/122;
Y02E 60/124; Y02E 60/50; H01M 2/02;
H01M 2/022; H01M 2/0202; H01M 2/0207;

(Continued)

(56) **References Cited**

U.S. PATENT DOCUMENTS

D304,028 S 10/1989 Matsuzaki
D363,700 S 10/1995 Buongervino et al.

(Continued)

FOREIGN PATENT DOCUMENTS

JP D1459403 1/2013
JP 1524453 5/2015

OTHER PUBLICATIONS

U.S. Appl. No. 29/519,786, filed Mar. 8, 2015. (Unpublished).

Primary Examiner — Rosemary K Tarcza

Assistant Examiner — Nathaniel D Buckner

(74) *Attorney, Agent, or Firm* — Saidman DesignLaw Group, LLC.

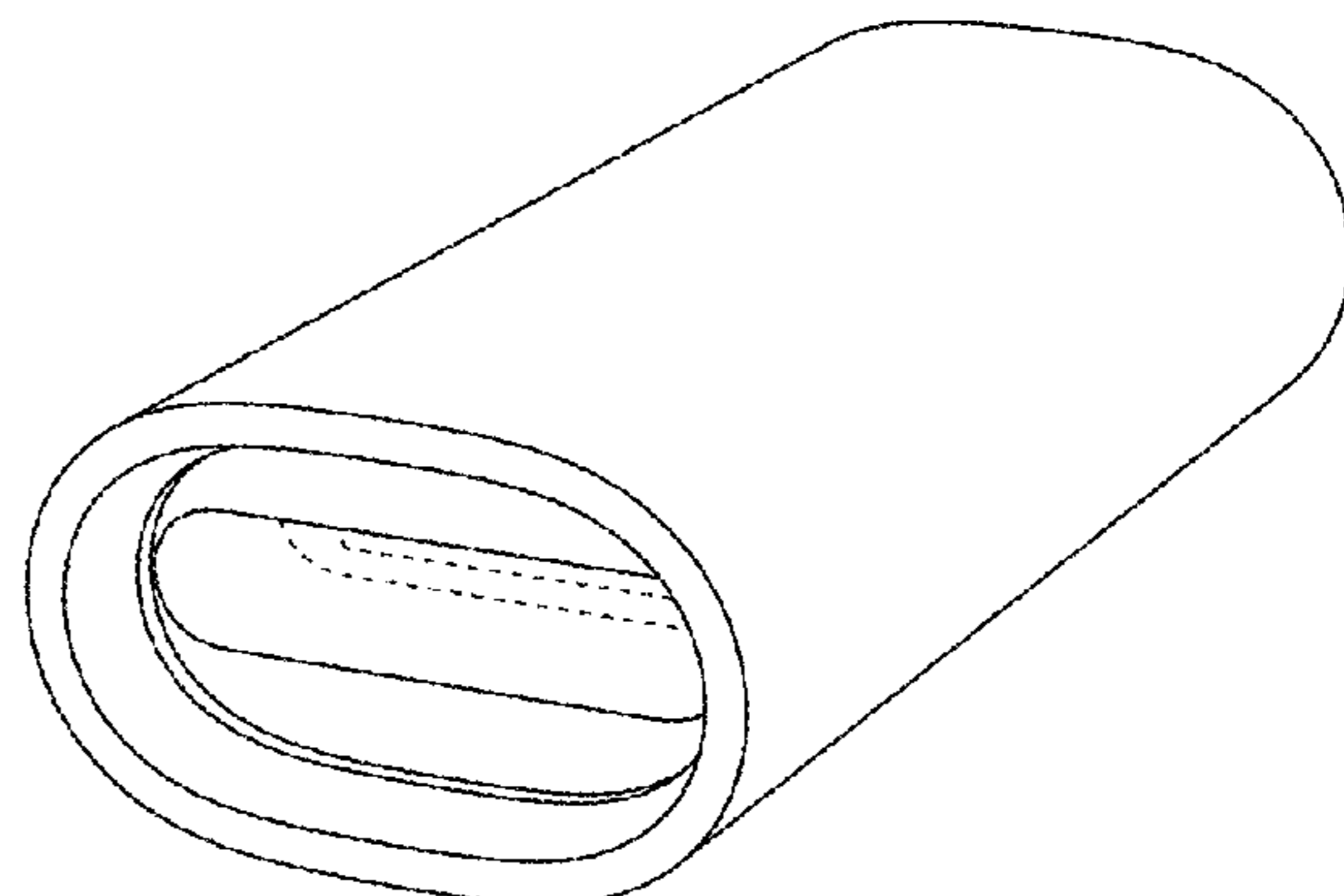
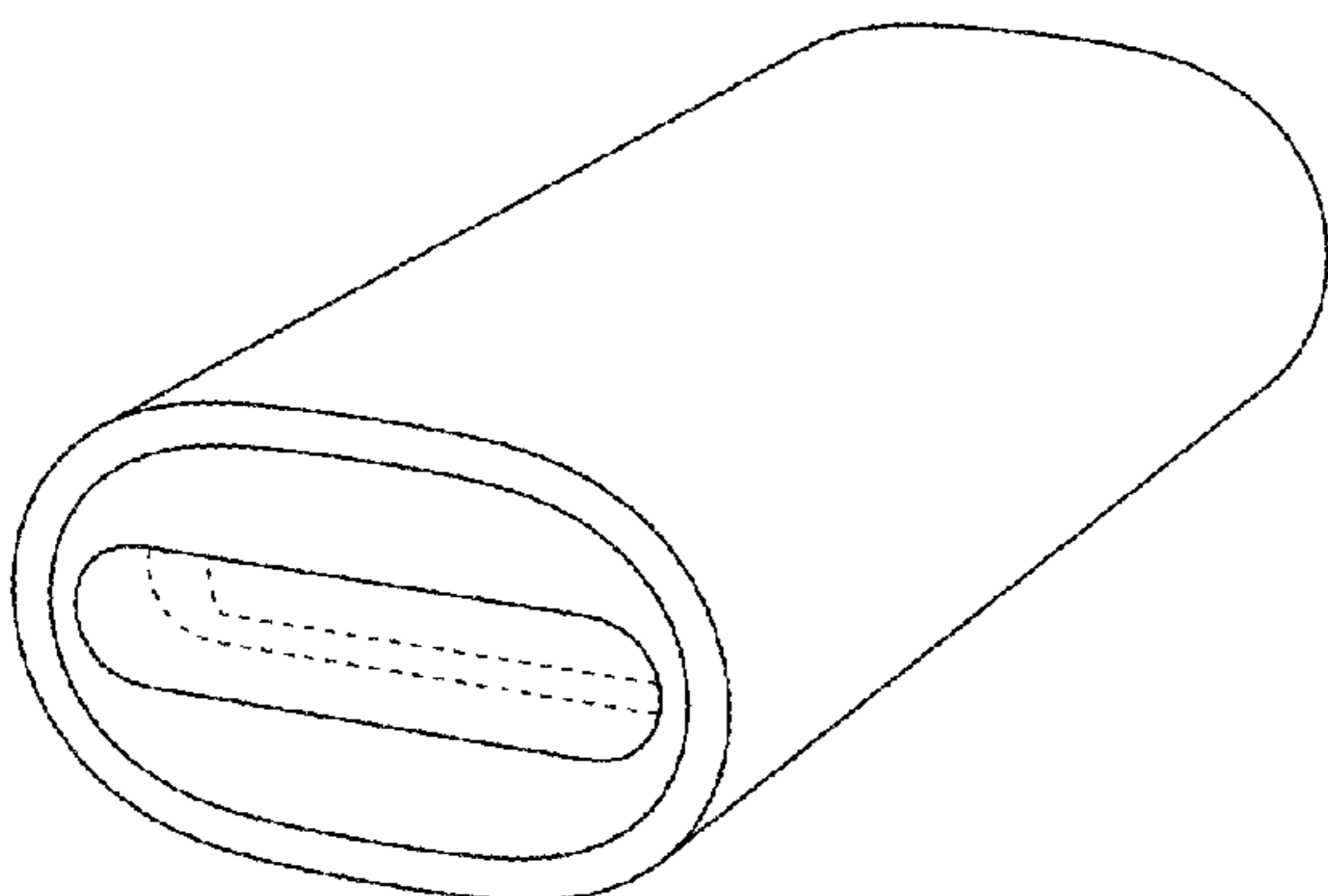
(57) **CLAIM**

The ornamental design for a charger, as shown and described.

DESCRIPTION

FIG. 1 is a perspective view of a charger showing our new design;
FIG. 2 is another perspective view thereof;
FIG. 3 is a top view thereof;
FIG. 4 is a bottom view thereof;
FIG. 5 is a right side view thereof, the left side view being identical; and,
FIG. 6 is a front view thereof, the rear view being identical.

(Continued)



The dashed broken lines represent structure or features which form no part of the claimed design.

1 Claim, 2 Drawing Sheets

(58) **Field of Classification Search**

CPC H01M 2/0212; H01M 2/1061; H01M 2/1022; H01M 2/1055; H01M 2/1066; H01M 2/105; H01M 2/20; H01M 2/204; H01M 2/206; H01M 10/44; H01M 10/46; H01M 10/465; H01M 10/482; H01M 2200/30; H01M 2250/30; H01M 2250/40; H02J 7/00; H02J 7/0003; H02J 7/0011; H02J 7/0013; H02J 7/0054; H02J 7/0055; H02J 7/0057; H02J 2007/0062

See application file for complete search history.

(56) **References Cited**

U.S. PATENT DOCUMENTS

D399,047 S 10/1998 Yoshida et al.
 D436,927 S 1/2001 Hogan
 D521,936 S 5/2006 Novotney et al.
 D522,463 S 6/2006 Novotney et al.
 7,094,089 B2 8/2006 Andre et al.
 D552,604 S 10/2007 Andre et al.
 D576,619 S * 9/2008 Udagawa D14/435.1
 D579,876 S 11/2008 Novotney et al.
 D580,436 S 11/2008 Kiyomiya et al.
 D587,266 S * 2/2009 Deguchi D14/480.7
 D597,879 S * 8/2009 Aikawa D10/104.1
 D600,652 S 9/2009 Hong et al.
 D619,963 S 7/2010 Hou
 D621,785 S 8/2010 Nickol
 D631,885 S * 2/2011 Maier D14/435.1
 D636,337 S 4/2011 Smith et al.
 D658,666 S * 5/2012 Fukuoka D14/480.5
 8,305,750 B2 11/2012 Hsieh
 D683,703 S 6/2013 Akana et al.

D684,538 S 6/2013 Akana et al.
 D684,539 S 6/2013 Akana et al.
 D684,976 S 6/2013 Akana et al.
 8,454,388 B2 6/2013 Song
 8,456,826 B2 6/2013 Mao
 D686,217 S 7/2013 Andre
 D692,390 S 10/2013 Smith et al.
 D694,243 S 11/2013 Akana et al.
 D699,188 S 2/2014 Akana et al.
 D703,145 S 4/2014 Akana et al.
 D707,680 S 6/2014 Akana et al.
 D707,681 S 6/2014 Akana et al.
 D707,688 S * 6/2014 Wu D14/480.1
 D707,689 S 6/2014 Billington
 D709,032 S 7/2014 Akana et al.
 D711,389 S * 8/2014 Sun D14/480.5
 D713,350 S 9/2014 Akana et al.
 D713,351 S 9/2014 Akana et al.
 D713,352 S 9/2014 Akana et al.
 D713,796 S 9/2014 Akana et al.
 D714,729 S 10/2014 Akana et al.
 D731,434 S 6/2015 Akana et al.
 D732,035 S 6/2015 Akana et al.
 D733,142 S 6/2015 Solomon et al.
 D733,651 S * 7/2015 Liu D13/108
 D734,272 S 7/2015 Dang et al.
 D736,149 S * 8/2015 Liu D13/108
 D736,150 S * 8/2015 Liu D13/108
 D742,320 S 11/2015 Akana et al.
 D743,399 S 11/2015 Frank
 D743,895 S * 11/2015 Akana D13/147
 D746,291 S 12/2015 Solomon et al.
 D746,780 S 1/2016 Akana et al.
 D753,090 S * 4/2016 Langhammer D14/203.3
 D763,185 S * 8/2016 Wen D13/103
 D769,185 S * 10/2016 Lee D13/108
 D774,514 S * 12/2016 Turksu D14/480.5
 D781,785 S * 3/2017 Akana D13/147
 D788,041 S * 5/2017 Akana D13/147
 2003/0225954 A1 * 12/2003 Wu G06F 11/325
 710/305
 2007/0229025 A1 10/2007 Tsai et al.
 2013/0021741 A1 1/2013 Huang

* cited by examiner

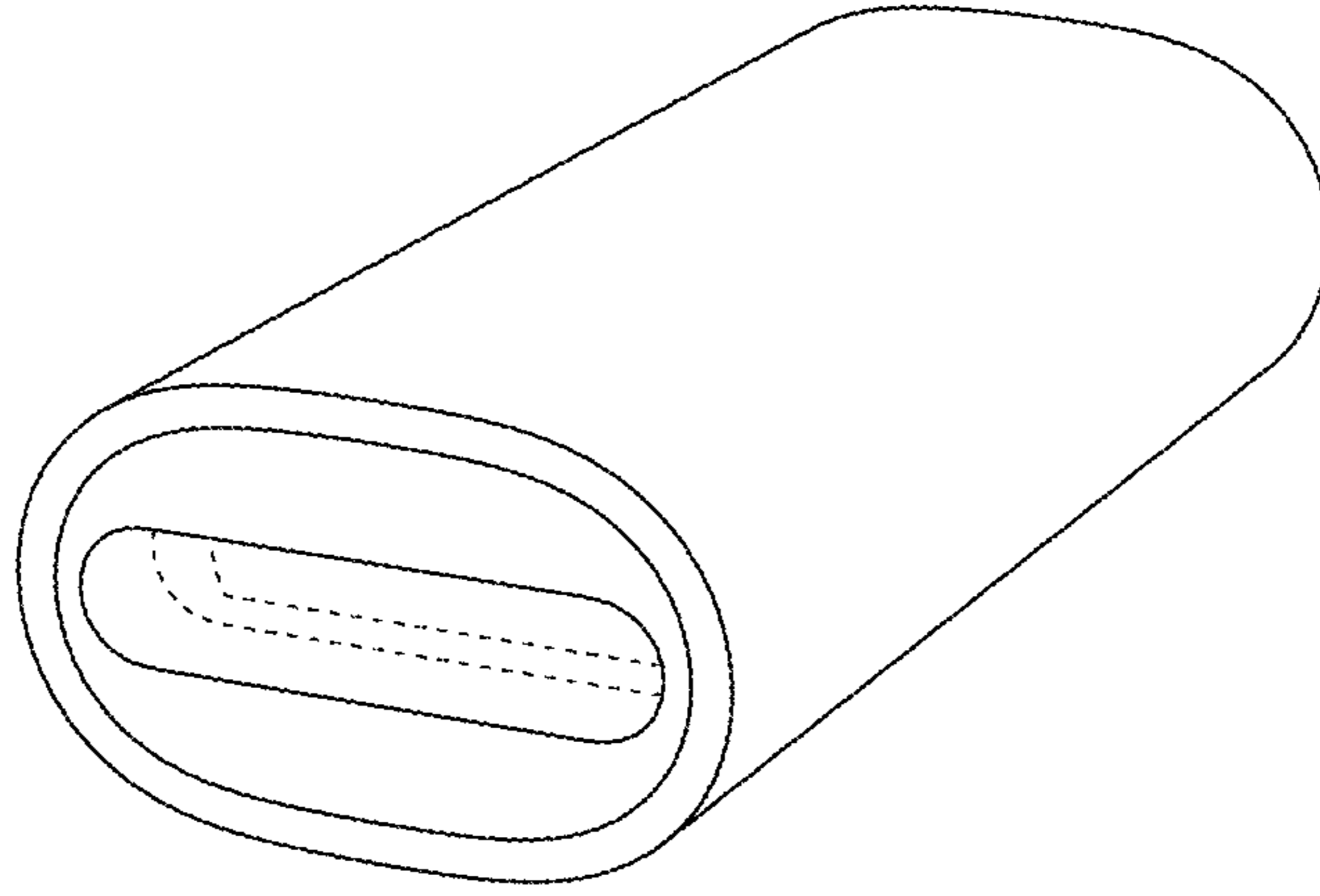


Fig. 1

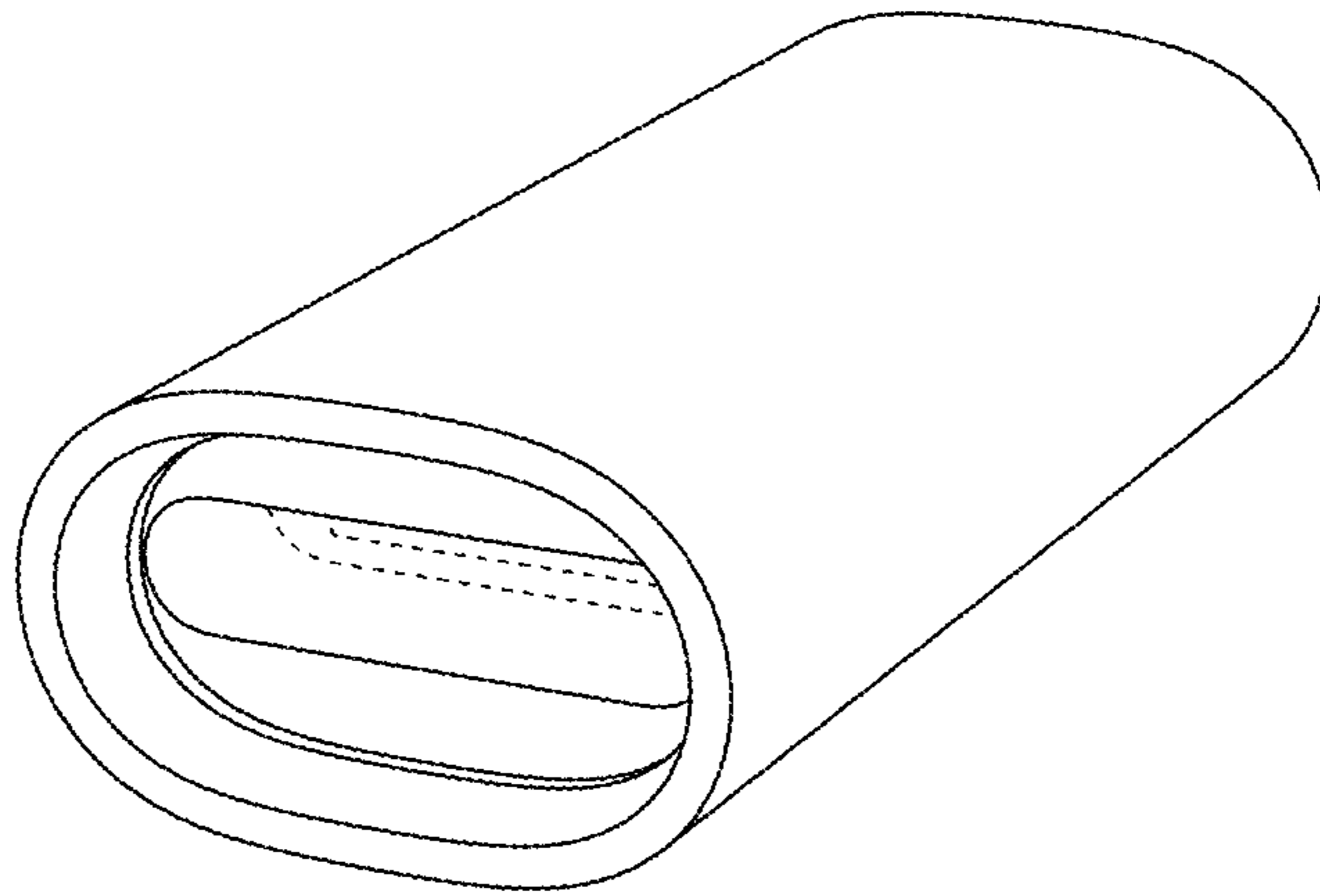


Fig. 2

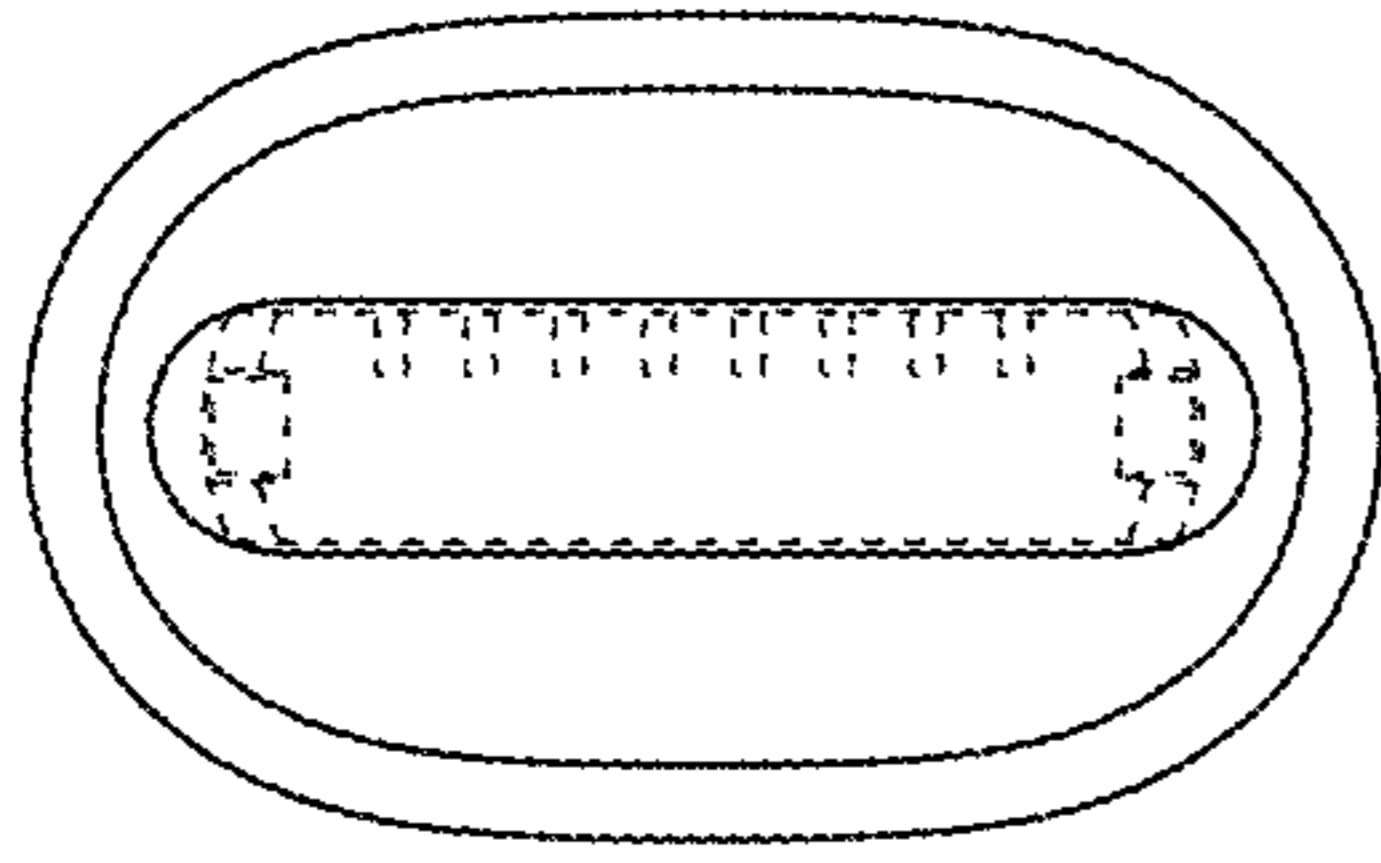


Fig. 3

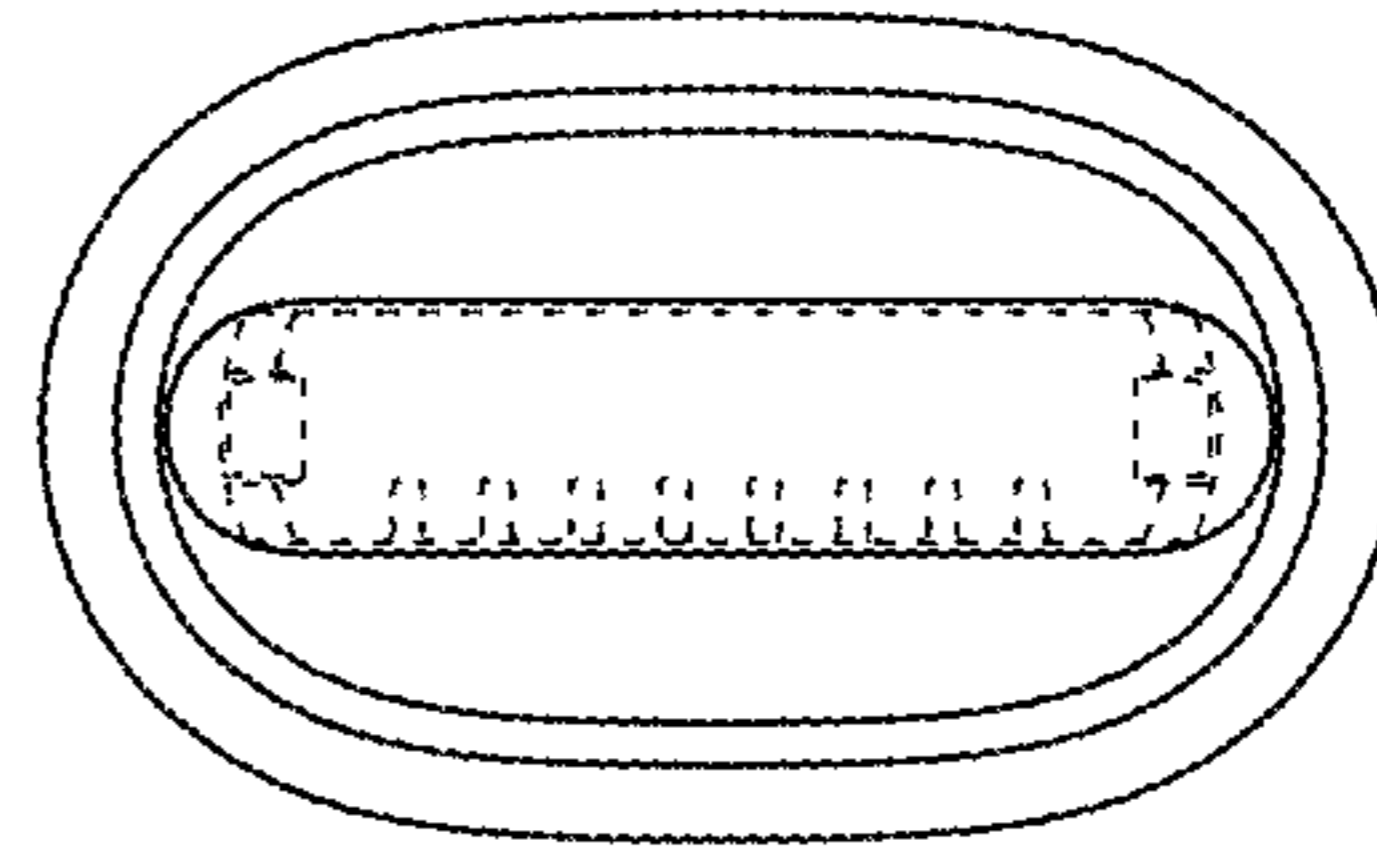


Fig. 4




Fig. 5




Fig. 6