



US00D797041S

(12) **United States Design Patent** (10) **Patent No.:** **US D797,041 S**
Meyerhoffer (45) **Date of Patent:** **** Sep. 12, 2017**

(54) **CHARGING DEVICE**

(71) Applicant: **Thomas E. Meyerhoffer**, Montara, CA (US)

(72) Inventor: **Thomas E. Meyerhoffer**, Montara, CA (US)

(**) Term: **14 Years**

(21) Appl. No.: **29/520,723**

(22) Filed: **Mar. 17, 2015**

(51) **LOC (10) Cl.** **13-02**

(52) **U.S. Cl.**
USPC **D13/107**

(58) **Field of Classification Search**
USPC D13/102–110, 118–119, 184, 199;
D14/251, 253, 432, 434, 356; 320/103,
320/111–115, 135, 138, 140
CPC Y02E 60/12; Y02E 60/122; Y02E 60/124;
Y02E 60/50; H01M 2/02; H01M 2/022;
H01M 2/0202; H01M 2/0207; H01M
2/0212; H01M 2/1061; H01M 2/1022;
H01M 2/1055; H01M 2/1066; H01M
2/105; H01M 2/204; H01M 10/4257;
H01M 10/0436; H01M 10/48; H01M
10/44; H01M 10/46; H01M 10/465;
H01M 10/482; H01M 2200/30; H01M
2250/30; H01M 2250/40; H02J 7/00;
H02J 7/0003; H02J 7/0011; H02J 7/0013;
H02J 7/0054; H02J 7/0055; H02J 7/0057;
H02J 2007/0062

See application file for complete search history.

(56) **References Cited**

U.S. PATENT DOCUMENTS

D285,744 S * 9/1986 Vinot D3/264
D300,349 S 3/1989 Ennis, III
D314,178 S 1/1991 Reber
D391,943 S * 3/1998 Han D14/356

D474,448 S 5/2003 Bosch
D483,014 S * 12/2003 Hsiao D13/107
D505,389 S 5/2005 Chang
D527,005 S * 8/2006 Navarrez D14/401
D530,275 S * 10/2006 Ng D13/108
D557,658 S 12/2007 Ledbetter et al.
D558,207 S * 12/2007 Ikeda D14/434
D558,208 S * 12/2007 Ikeda D14/434
D585,375 S 1/2009 Andre et al.
D602,856 S * 10/2009 Lu D13/102
D602,858 S * 10/2009 Ellis D13/108
D618,618 S 6/2010 Lee et al.
D629,806 S * 12/2010 Ho D14/434
D632,653 S 2/2011 Wikel et al.
D653,206 S * 1/2012 Heine D13/108

(Continued)

Primary Examiner — Rosemary K Tarcza

Assistant Examiner — Sanjeev Paul

(74) *Attorney, Agent, or Firm* — Paradice and Li LLP

(57) **CLAIM**

The ornamental design for a charging device, as shown and described.

DESCRIPTION

FIG. 1 is a front perspective view of a charging device showing my new design.

FIG. 2 is a bottom view of the charging device thereof.

FIG. 3 is a top view of the charging device thereof.

FIG. 4 is a front view of the charging device thereof. The rear view of the charging device thereof is a mirror image of the front view.

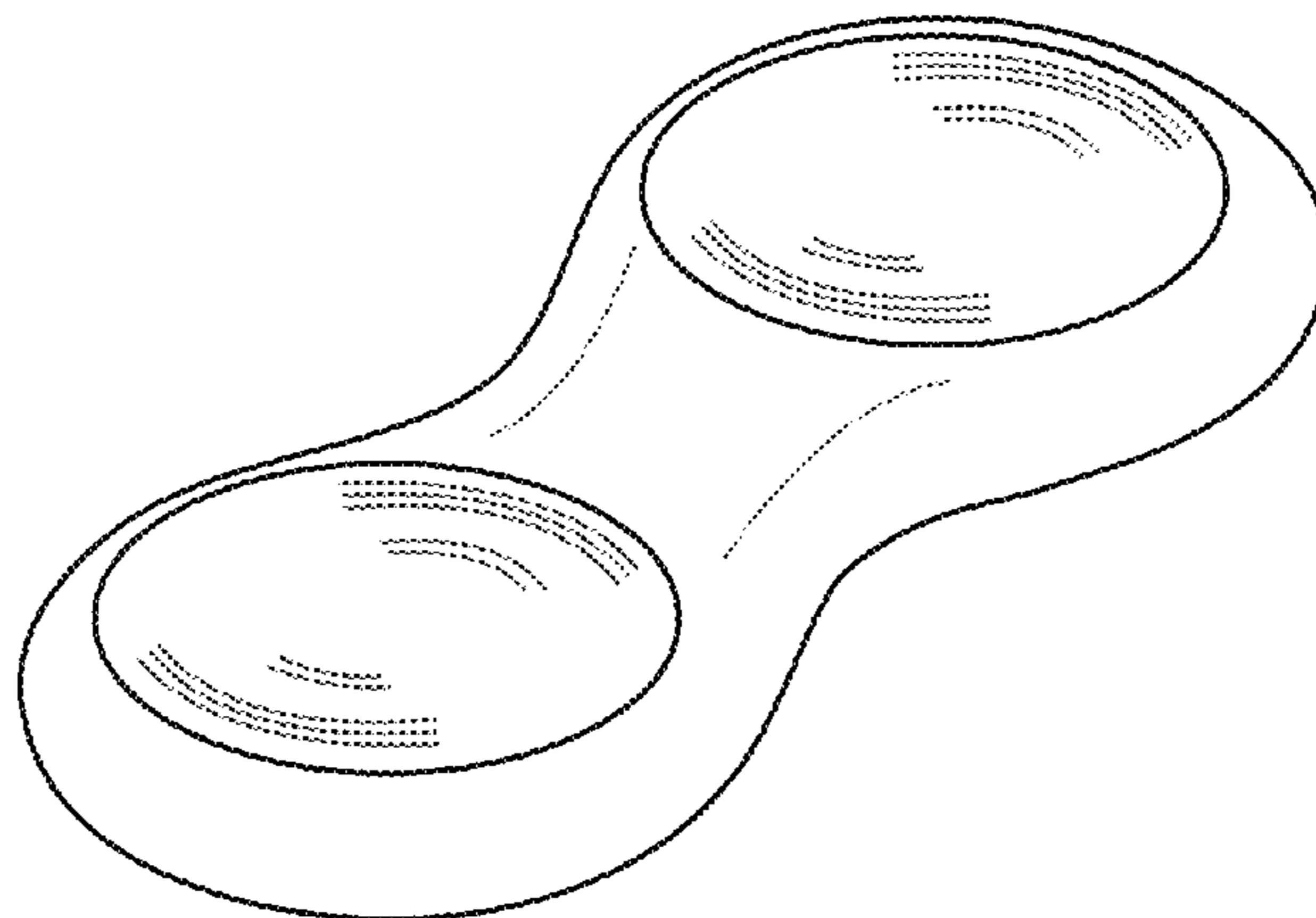
FIG. 5 is a right side view of the charging device thereof. The left side view of the charging device thereof is a mirror image of the right side view.

FIG. 6 is another front perspective view of the charging device thereof, shown in use; and,

FIG. 7 is another front perspective view of the charging device thereof, shown in use.

The broken lines shown represent unclaimed subject matter and form no part of the claimed design.

1 Claim, 5 Drawing Sheets



(56)

References Cited

U.S. PATENT DOCUMENTS

D656,096	S	*	3/2012	Sasada	D13/108
D656,894	S	*	4/2012	Stephanchick	D13/108
D659,093	S	*	5/2012	Schmid	D13/108
D669,027	S	*	10/2012	Kumpula	D13/108
D696,190	S	*	12/2013	Brandtman	D13/108
D697,475	S	*	1/2014	Regole	D13/108
D700,571	S	*	3/2014	Guccione	D13/108
D701,831	S	*	4/2014	Park	D13/108
D708,132	S	*	7/2014	Wen	D13/108
D717,244	S	*	11/2014	Reishus	D13/108
D718,233	S	*	11/2014	Aumiller	D13/108
D718,234	S	*	11/2014	Rautiainen	D13/108
D718,236	S	*	11/2014	Murray	D13/108
D722,292	S	*	2/2015	De Klein	D13/108
D730,826	S	*	6/2015	Moanack	D13/110
D737,760	S	*	9/2015	Kyriakoulis	D13/108
D738,527	S	*	9/2015	Benarieh	D13/110
D754,065	S	*	4/2016	Gray	D13/110
2011/0068738	A1	*	3/2011	Gomi	B62J 1/005 320/108
2012/0042533	A1	*	2/2012	Evans	A45C 11/005 34/239
2015/0244179	A1	*	8/2015	Ritter	H02J 5/005 307/104
2015/0348697	A1	*	12/2015	Graham	H01F 27/2823 336/189
2015/0359127	A1	*	12/2015	Daoura	H02J 7/025 320/101
2016/0064137	A1	*	3/2016	Perez	H01F 27/2823 336/90
2016/0064947	A1	*	3/2016	Heresztyn	H02J 5/005 307/104
2016/0064992	A1	*	3/2016	Herbst	H02J 7/025 307/104

* cited by examiner

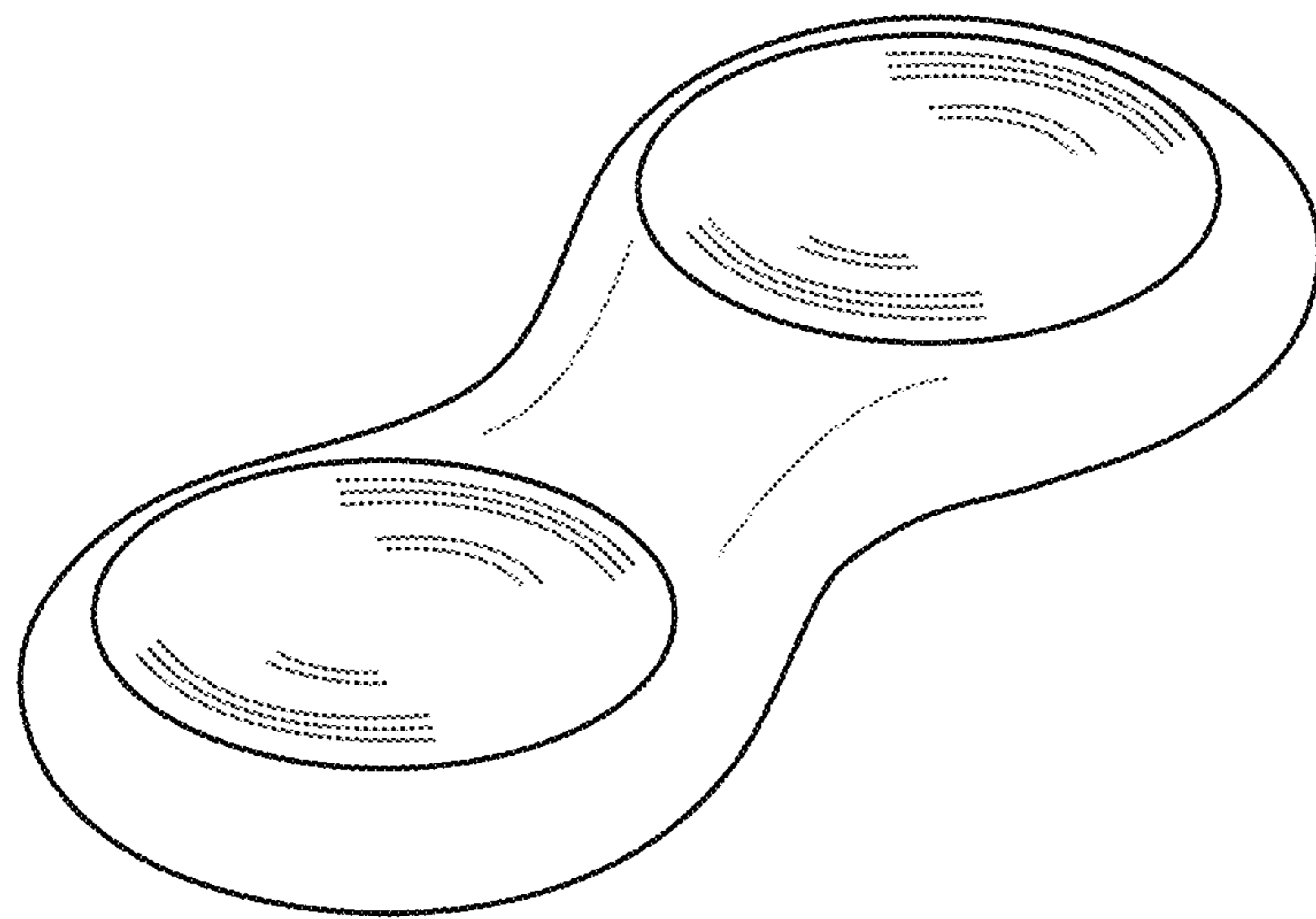


FIG. 1

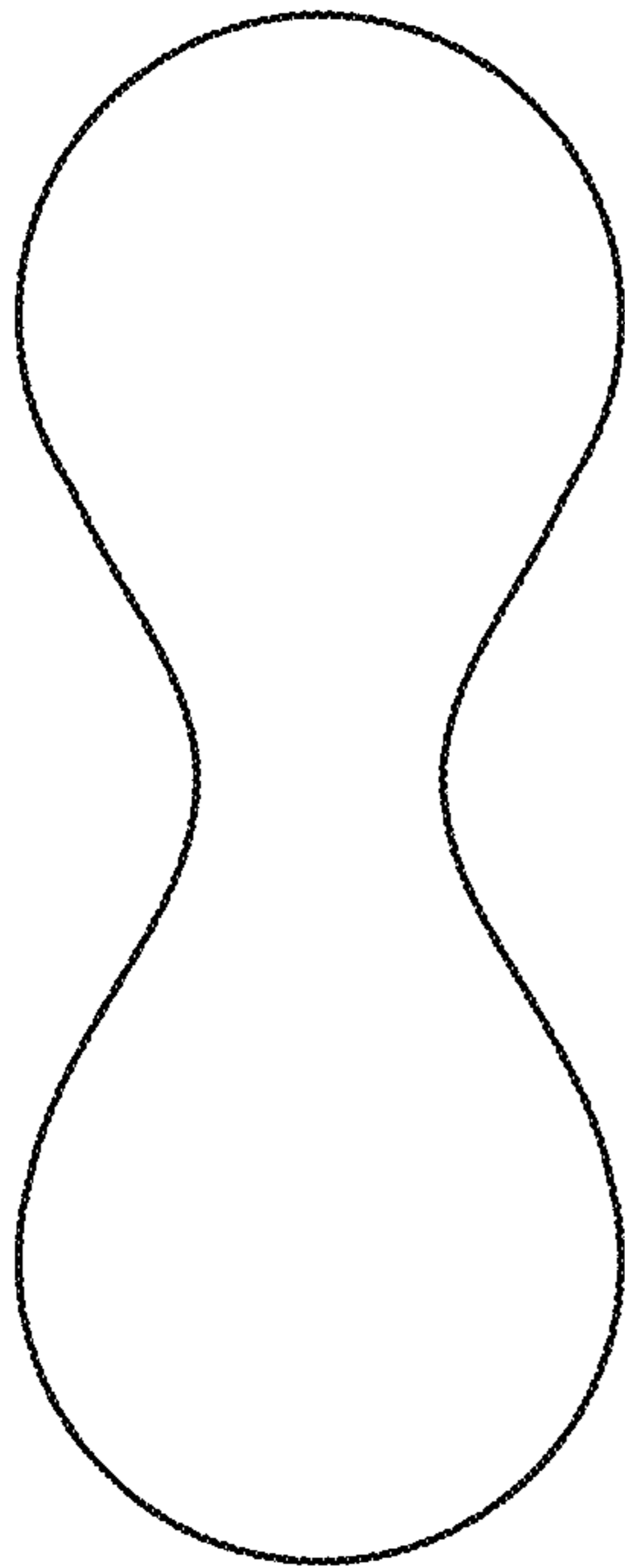


FIG. 2

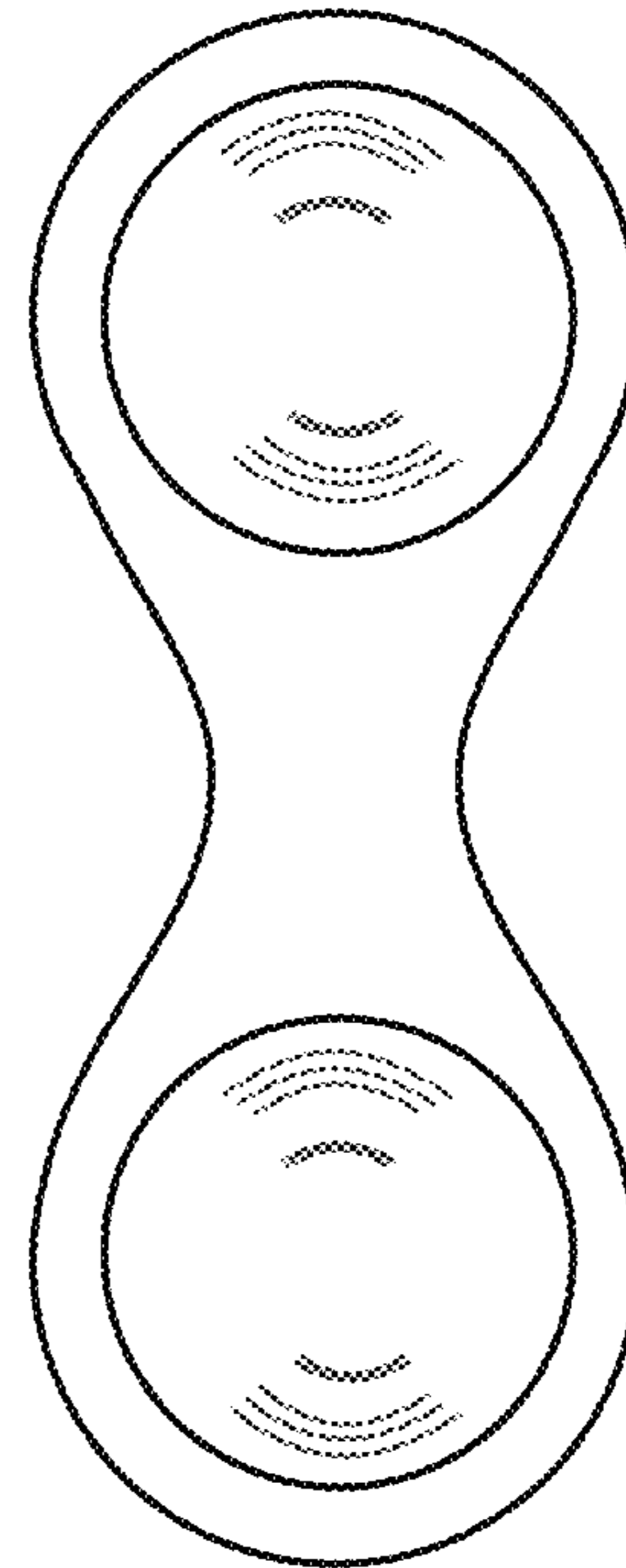


FIG. 3




FIG. 4




FIG. 5

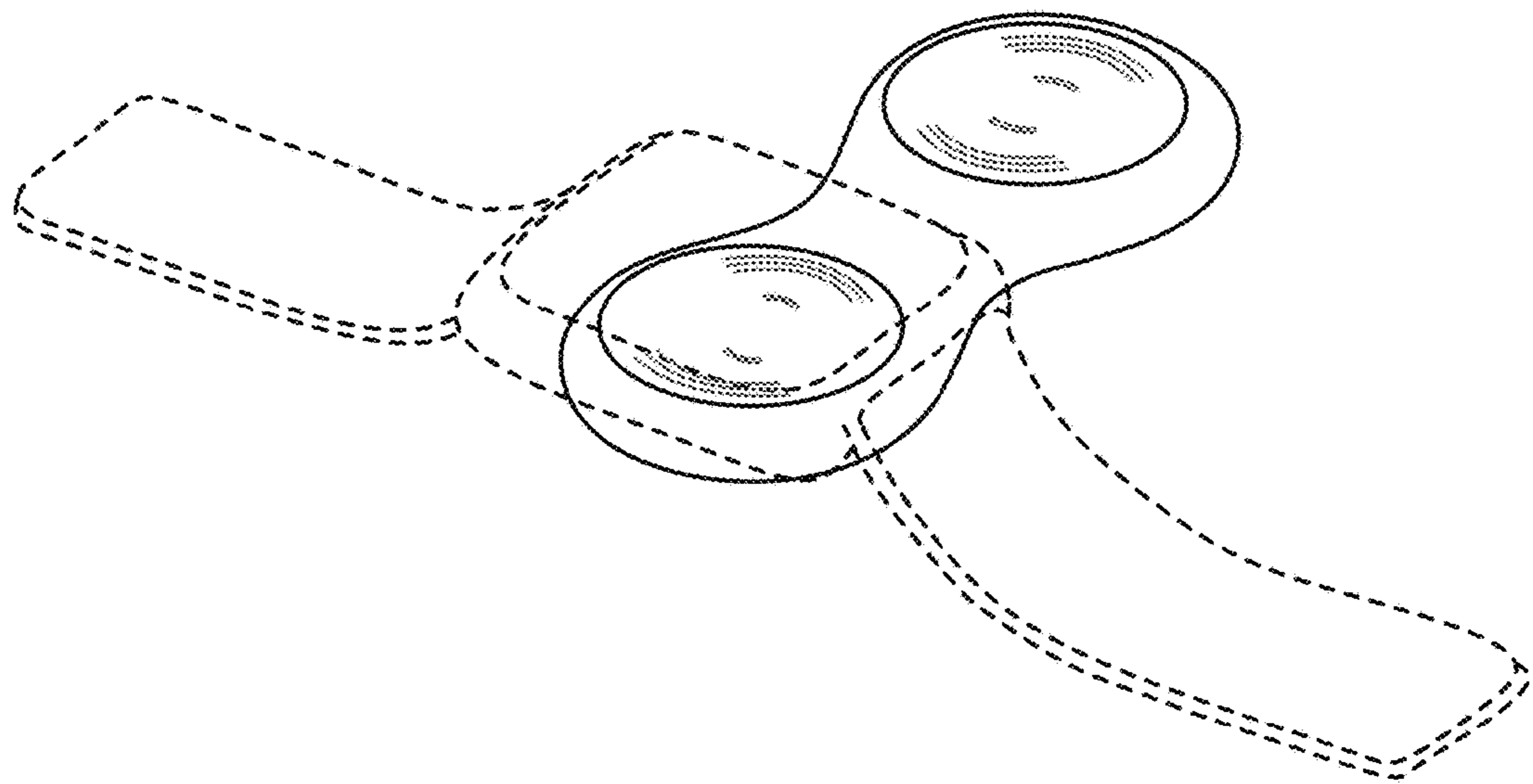


FIG. 6

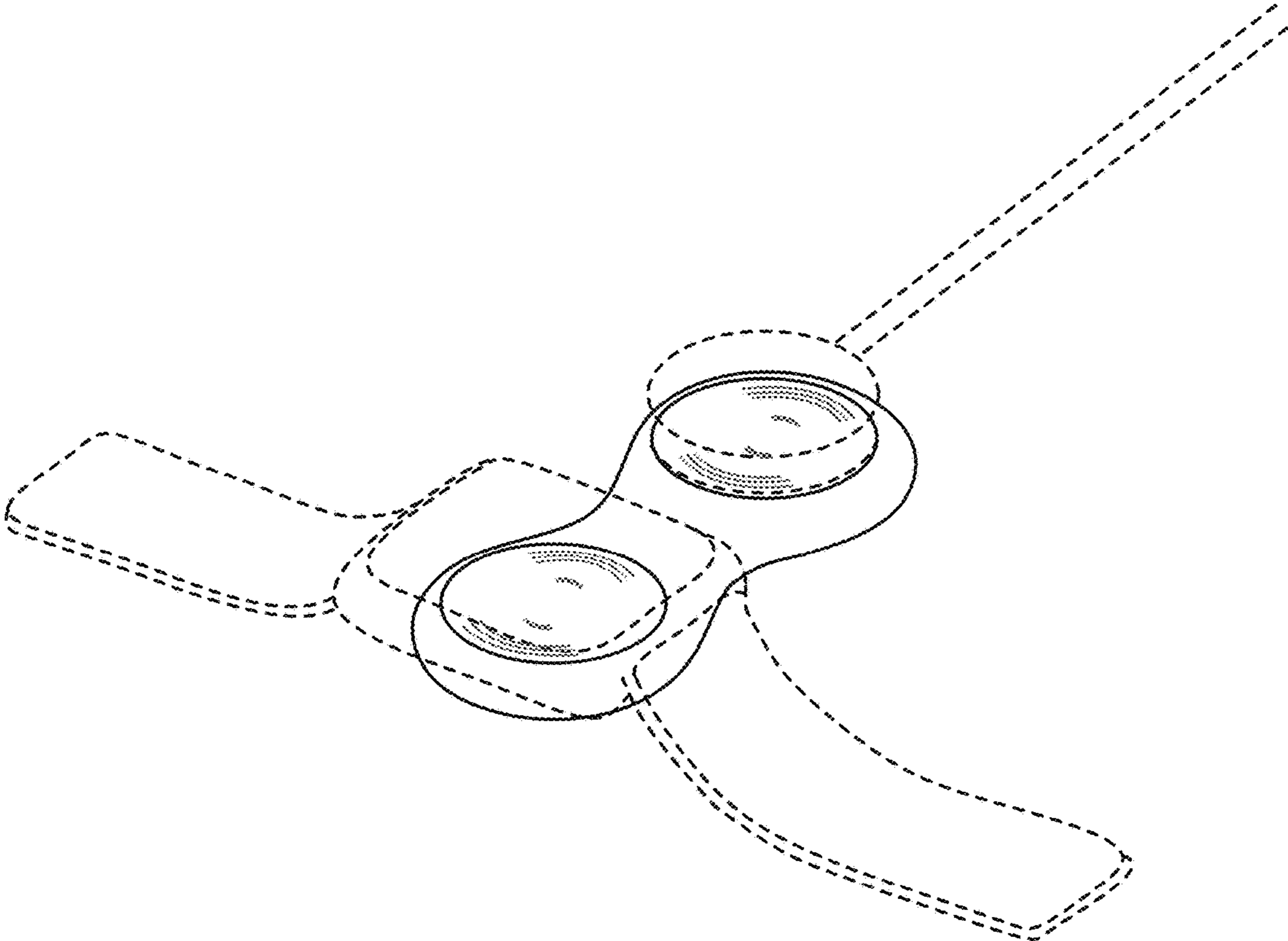


FIG. 7