



US00D797034S

(12) **United States Design Patent**  
**Colombo et al.**

(10) **Patent No.:** **US D797,034 S**

(45) **Date of Patent:** **\*\* Sep. 12, 2017**

(54) **TIRE**

(71) Applicant: **Pirelli Tyre S.p.A.**, Milan (IT)

(72) Inventors: **Gianfranco Colombo**, Milan (IT);  
**Roberto Bolzoni**, Milan (IT); **Stefano Bizzi**, Milan (IT); **Daniele Lorenzetti**, Milan (IT)

(73) Assignee: **Pirelli Tyre, S.p.A.**, Milan (IT)

(\*\*) Term: **14 Years**

(21) Appl. No.: **29/479,452**

(22) Filed: **Jan. 16, 2014**

(30) **Foreign Application Priority Data**

Jul. 16, 2013 (EM) ..... 002274878-0001  
Jul. 16, 2013 (EM) ..... 002274878-0002  
Jul. 16, 2013 (EM) ..... 002274878-0003  
Jul. 16, 2013 (EM) ..... 002274878-0004

(51) **LOC (10) Cl.** ..... **12-15**

(52) **U.S. Cl.**  
USPC ..... **D12/521**

(58) **Field of Classification Search**  
USPC ..... D12/500-532, 900-901  
CPC ..... B60C 11/0304; B60C 11/0302; B60C 11/0306; B60C 11/0309; B60C 11/0318; B60C 11/0311; B60C 11/042; B60C 11/13; B60C 11/00; B60C 11/11; B60C 11/12; B60C 1/00; B60C 1/16  
See application file for complete search history.

(56) **References Cited**

**U.S. PATENT DOCUMENTS**

D545,756 S \* 7/2007 Feider ..... D12/521  
D560,595 S \* 1/2008 Bindner ..... D12/521

D581,347 S \* 11/2008 Feider ..... D12/517  
D586,726 S \* 2/2009 Baumard ..... D12/521  
D599,728 S \* 9/2009 Froger ..... D12/521  
D658,115 S \* 4/2012 Nomura ..... D12/517  
D664,913 S \* 8/2012 Le ..... D12/521  
D692,822 S \* 11/2013 Nakamura ..... D12/521  
D694,702 S \* 12/2013 Leconte ..... D12/521  
D708,564 S \* 7/2014 Wang ..... D12/521  
D709,434 S \* 7/2014 Kato ..... D12/521  
D720,282 S \* 12/2014 Kim ..... D12/521  
D737,751 S \* 9/2015 Bourel ..... D12/521  
D739,339 S \* 9/2015 Nomura ..... D12/521

\* cited by examiner

*Primary Examiner* — Stacia Cadmus

(74) *Attorney, Agent, or Firm* — Finnegan, Henderson, Farabow, Garrett & Dunner, L.L.P.

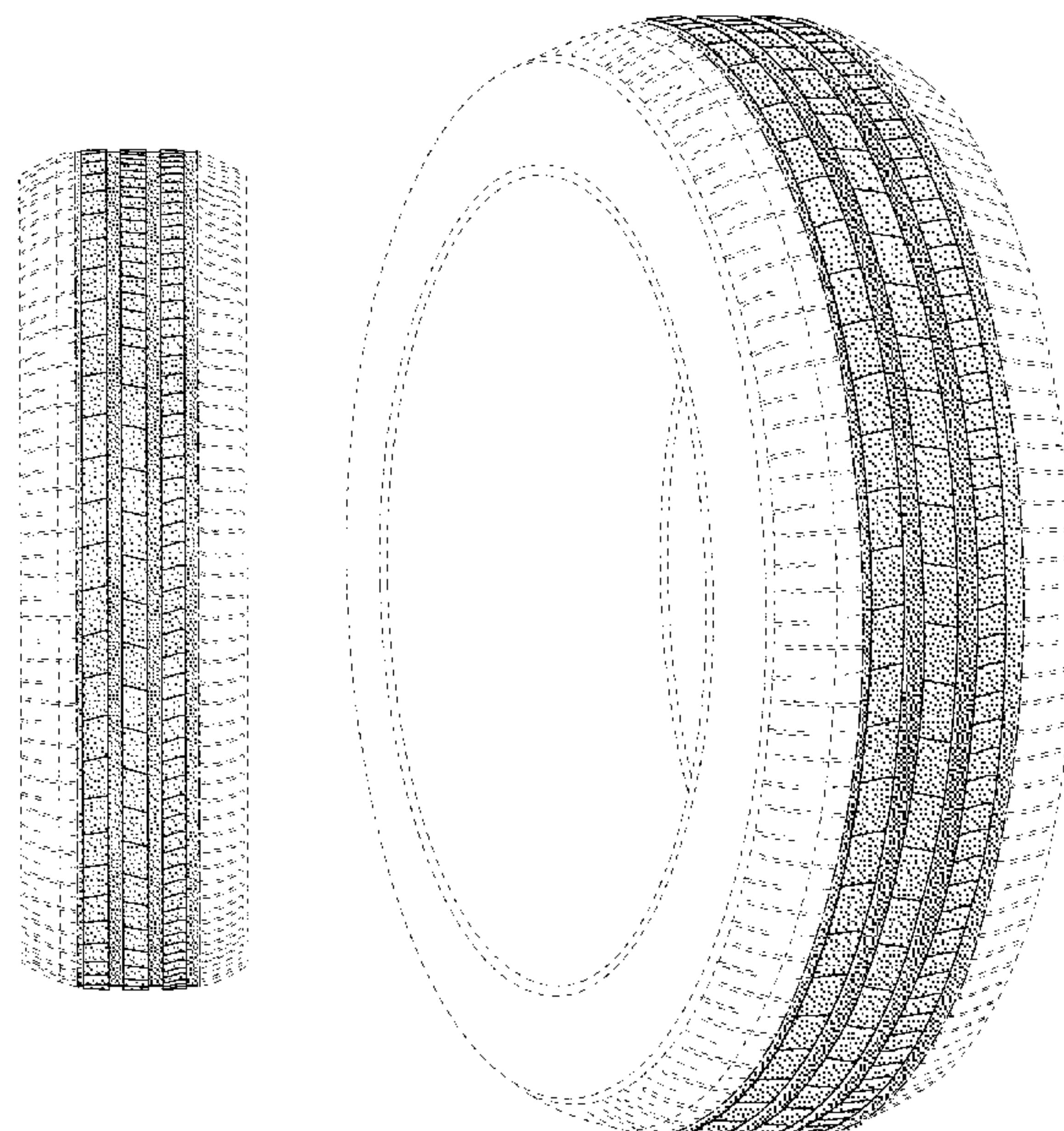
(57) **CLAIM**


The ornamental design for a tire, as shown and described.

**DESCRIPTION**

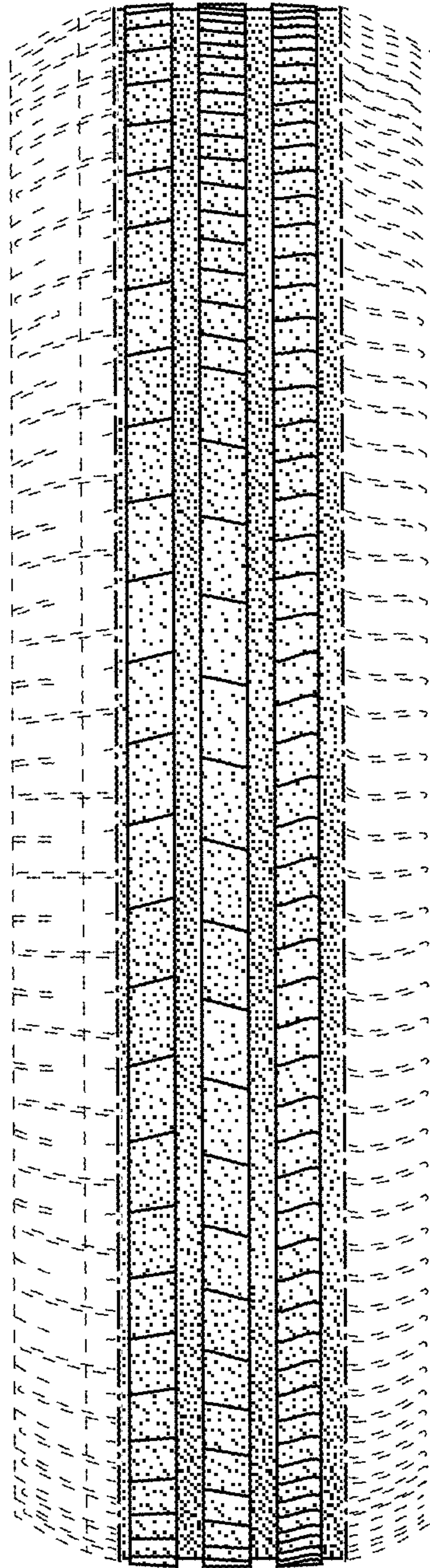
FIG. 1 is a right side view of a tire, showing our new design; FIG. 2 is a front view thereof; FIG. 3 is an enlarged front perspective view thereof, with the enlarged rear perspective view being a mirror image thereof, it being understood that the tread pattern is repeated throughout the circumference of the tire; and, FIG. 4 is a left side view thereof. In the drawings, the broken lines depict environmental matter only and form no part of the claimed design. The dash-dot-dash broken lines define the bounds of the claimed design and form no part thereof.

**1 Claim, 4 Drawing Sheets**



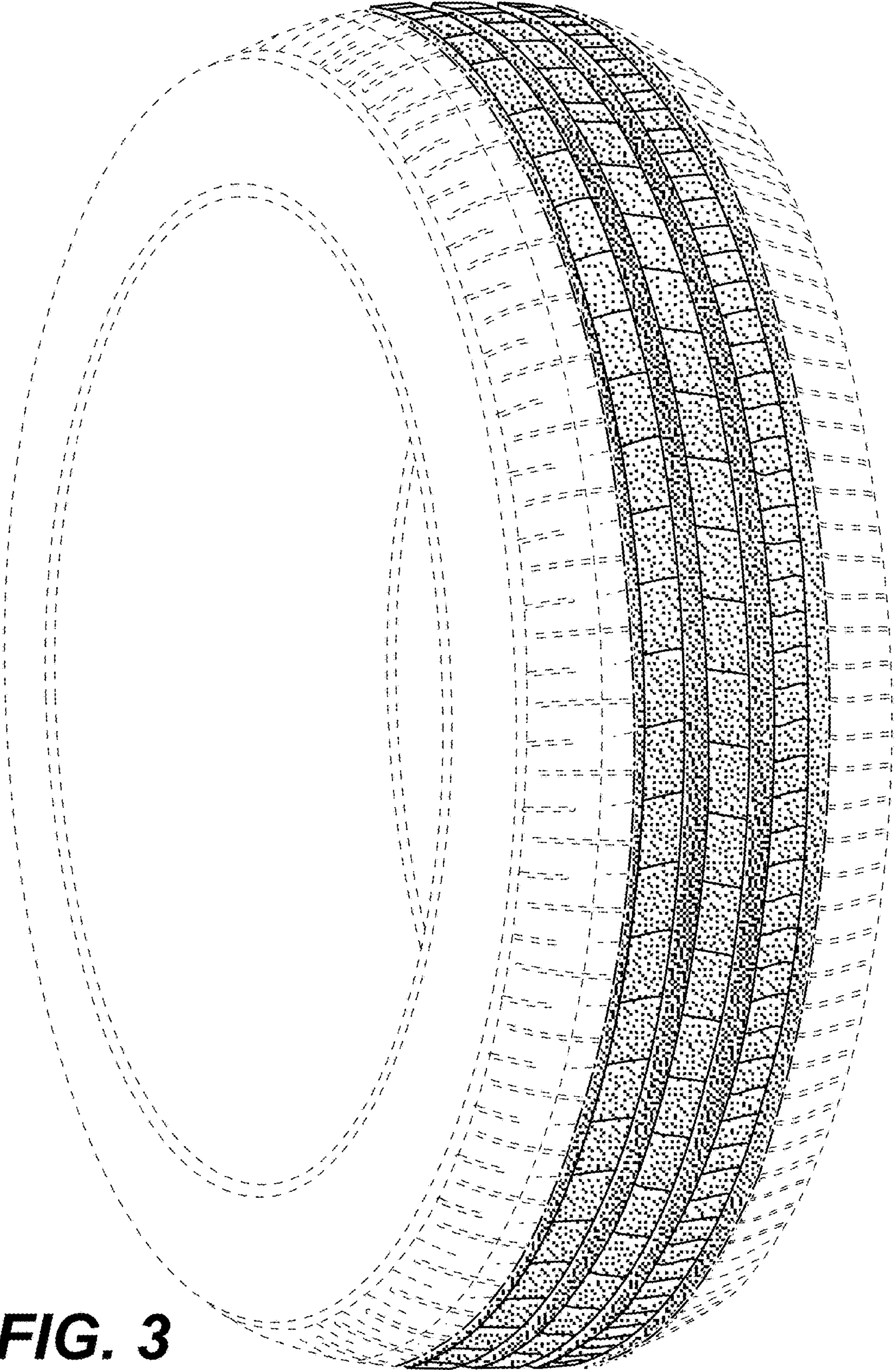


**FIG. 1**




**FIG. 2**





**FIG. 3**



**FIG. 4**