



US00D797023S

(12) **United States Design Patent**  
**Rueckheim**

(10) **Patent No.:** **US D797,023 S**

(45) **Date of Patent:** **\*\* Sep. 12, 2017**

(54) **VEHICLE WHEEL**

(71) Applicant: **Bayerische Motoren Werke  
Aktiengesellschaft, Munich (DE)**

(72) Inventor: **Andre Rueckheim, Pfaffenhofen an der  
Ilm (DE)**

(73) Assignee: **Bayerische Motoren Werke  
Aktiengesellschaft, Munich (DE)**

(\*\*) Term: **15 Years**

(21) Appl. No.: **29/539,448**

(22) Filed: **Sep. 15, 2015**

(30) **Foreign Application Priority Data**

Mar. 16, 2015 (DE) ..... 40 2015 100 249

(51) **LOC (10) Cl.** ..... **12-16**

(52) **U.S. Cl.**  
USPC ..... **D12/209**

(58) **Field of Classification Search**  
USPC ..... D12/204–213  
CPC .... B60B 7/00; B60B 7/02; B60B 7/04; B60B  
7/01; B60B 7/06; B60B 3/02; B60B 3/04;  
B60B 3/06; B60B 3/10; B60B 1/00;  
B60B 1/08; B60B 1/10; B60B 1/12  
See application file for complete search history.

(56) **References Cited**

**U.S. PATENT DOCUMENTS**

D432,974 S 10/2000 Jablonski  
D460,037 S \* 7/2002 Takechi ..... D12/211  
D477,262 S \* 7/2003 Koch ..... D12/209  
D538,216 S \* 3/2007 Sycha ..... D12/209  
D629,346 S \* 12/2010 Szews ..... D12/211  
D631,816 S \* 2/2011 Foose ..... D12/211  
D645,389 S 9/2011 Nissl  
D645,391 S 9/2011 Weil

D660,768 S \* 5/2012 De Bono ..... D12/211  
D666,952 S \* 9/2012 Pollmann ..... D12/209  
D670,636 S 11/2012 Juergens et al.  
D673,097 S \* 12/2012 Lemke ..... D12/209  
D682,764 S \* 5/2013 Amezketa ..... D12/211  
D682,768 S \* 5/2013 Hale ..... D12/211  
D686,132 S 7/2013 Truebsbach  
D697,007 S \* 1/2014 Pollmann ..... D12/209  
D715,715 S \* 10/2014 Pollmann ..... D12/209  
D744,396 S \* 12/2015 d'Orville ..... D12/209  
D755,691 S \* 5/2016 Gardavsky ..... D12/209  
D763,763 S \* 8/2016 Stone ..... D12/209  
D767,464 S \* 9/2016 Juergens ..... D12/209  
D767,466 S \* 9/2016 Juergens ..... D12/211  
D773,370 S \* 12/2016 Bucher ..... D12/211

(Continued)

**FOREIGN PATENT DOCUMENTS**

EM 001049324-0002 9/2009  
EM 001636978-0020 11/2010  
EM 001772922-0011 8/2012

(Continued)

*Primary Examiner* — Stacia Cadmus

(74) *Attorney, Agent, or Firm* — Crowell & Moring LLP


(57) **CLAIM**

The ornamental design for a vehicle wheel, as shown and described.

**DESCRIPTION**

FIG. 1 is a perspective view of a vehicle wheel according to the design;  
FIG. 2 is an additional perspective view thereof;  
FIG. 3 is an additional perspective view thereof;  
FIG. 4 is a front view thereof;  
FIG. 5 is a rear view thereof in a lighter gray scale, representing environmental features that form no part of the claimed design; and,  
FIG. 6 is a side view thereof.

**1 Claim, 6 Drawing Sheets**



(56)

**References Cited**

U.S. PATENT DOCUMENTS

D778,801 S \* 2/2017 Bucher ..... D12/211

FOREIGN PATENT DOCUMENTS

EM	002016113-0022	9/2013
EM	002156554-0010	12/2014
WO	DM/044406	8/1998

\* cited by examiner





Fig. 1





Fig. 2





Fig. 3





Fig. 4






Fig. 5




Fig. 6