



US00D796998S

(12) **United States Design Patent** (10) **Patent No.:** **US D796,998 S**
Christensen (45) **Date of Patent:** **** Sep. 12, 2017**

- (54) **VEHICLE AND/OR REPLICA**
- (71) Applicant: **HONDA MOTOR CO., LTD.**,
Minato-ku, Tokyo (JP)
- (72) Inventor: **Michelle L Christensen**, Los Angeles,
CA (US)
- (73) Assignee: **HONDA MOTOR CO., LTD.**, Tokyo
(JP)
- (**) Term: **15 Years**
- (21) Appl. No.: **29/548,297**
- (22) Filed: **Dec. 11, 2015**
- (51) **LOC (10) Cl.** **12-08**
- (52) **U.S. Cl.**
USPC **D12/92**
- (58) **Field of Classification Search**
USPC D12/86, 90-92, 88; D21/421, 433, 434;
296/181.1, 181.5
CPC B62D 35/00; B62D 25/00; B62D 25/06;
B62D 33/00
See application file for complete search history.

D734,213 S *	7/2015	Stephenson	D12/92
D736,673 S *	8/2015	Hall	D12/92
D768,035 S *	10/2016	Goto	D12/88

OTHER PUBLICATIONS

“Honda Heritage Center: A tribute to the past, a focus on the future: New Museum in Ohio Showcases Honda History in North America”, pp. 1-8, Dec. 18, 2014, Torrance, California. <<http://www.hondanews.com/releases/honda-heritage-center-a-tribute-to-the-past-a-focus-on-the-future>>.
 “Honda: The Power of Dreams”, 42 second mark of the embedded video, available as of Dec. 18, 2014, <URL: <http://www.hondaheritagecenter.com/#gallery>>.

* cited by examiner

Primary Examiner — Melody N Brown

(74) *Attorney, Agent, or Firm* — Arent Fox LLP

(57) **CLAIM**

The ornamental design for a vehicle and/or replica, as shown and described.


DESCRIPTION

The patent or application file contains at least one drawing executed in color. Copies of this patent or patent application publication with color drawing(s) will be provided by the Office upon request and payment of the necessary fee.
 FIG. 1 is a front view of a vehicle and/or replica showing my new design;
 FIG. 2 is a front and left side perspective view of the design shown in FIG. 1;
 FIG. 3 is a left side view of the design shown in FIG. 1;
 FIG. 4 is a rear and left side perspective view of the design shown in FIG. 1;
 FIG. 5 is a rear view of the design shown in FIG. 1; and,
 FIG. 6 is a top view of the design shown in FIG. 1.

1 Claim, 6 Drawing Sheets
(6 of 6 Drawing Sheet(s) Filed in Color)

(56) **References Cited**
U.S. PATENT DOCUMENTS

D494,891 S *	8/2004	Hoelzel	D12/92
D507,992 S *	8/2005	Stephenson	D12/92
D508,438 S *	8/2005	Tanaka	D12/92
D517,949 S *	3/2006	Nielander	D12/92
D550,126 S *	9/2007	Amprimo	D12/88
D555,040 S *	11/2007	Davidson	D12/92
D555,041 S *	11/2007	Davidson	D12/92
D561,645 S *	2/2008	Kim	D12/92
D576,523 S *	9/2008	Battams	D12/88
D728,427 S *	5/2015	Kim	D12/92
D734,212 S *	7/2015	Stephenson	D12/92






FIGURE 1

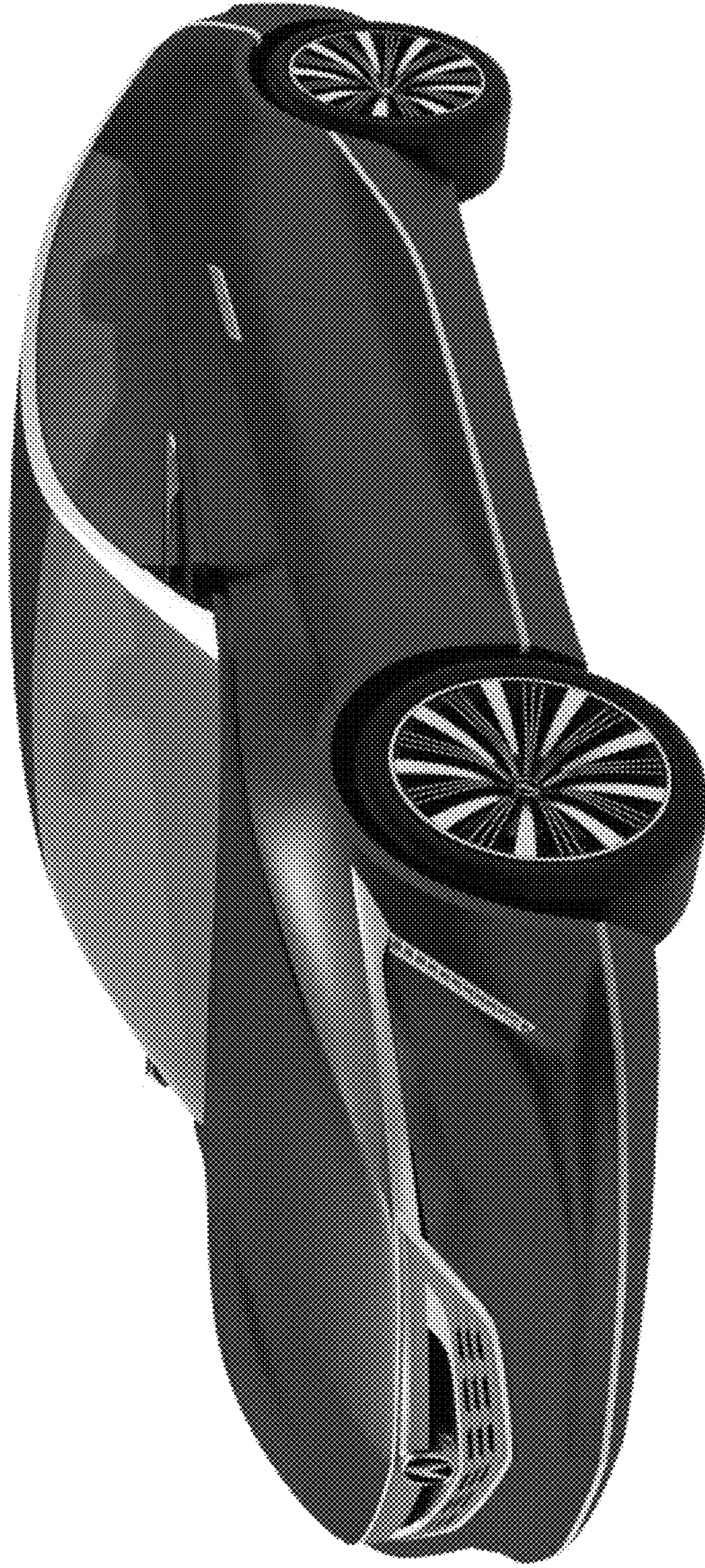


FIGURE 2

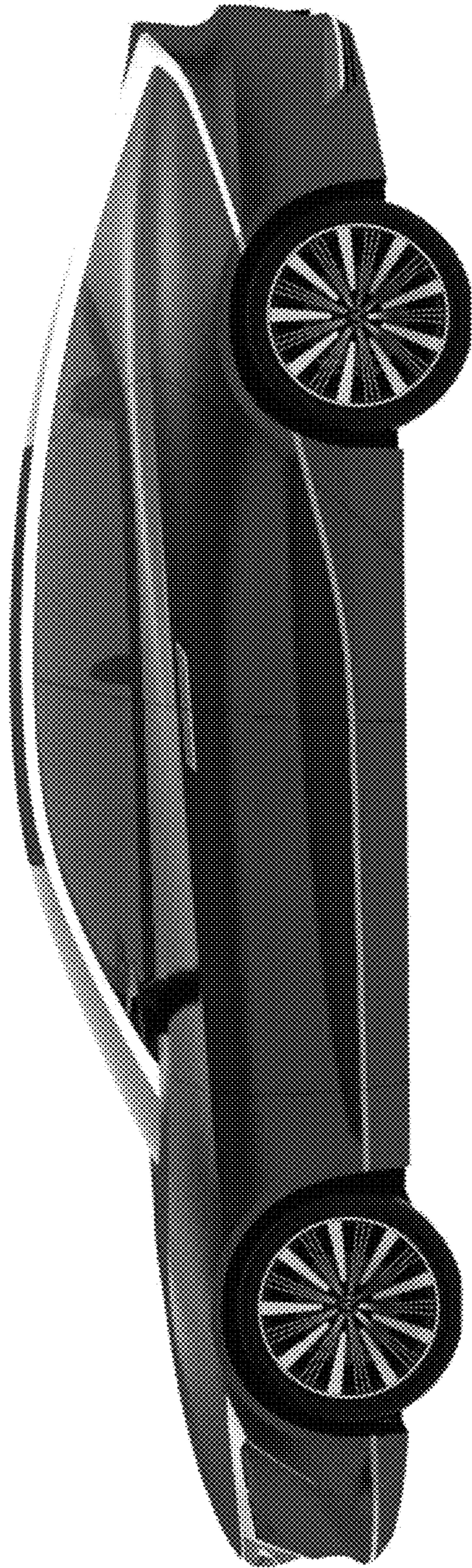


FIGURE 3




FIGURE 4



FIGURE 5



FIGURE 6