



US00D796997S

(12) **United States Design Patent** (10) **Patent No.:** **US D796,997 S**  
**Varga** (45) **Date of Patent:** **\*\* Sep. 12, 2017**

(54) **MOTOR VEHICLE, TOY AND/OR REPLICA**

(71) Applicant: **Dr. Ing. h.c. F. Porsche Aktiengesellschaft, Stuttgart (DE)**

(72) Inventor: **Peter Varga, Pforzheim (DE)**

(73) Assignee: **Dr. Ing. h.c. F. Porsche Aktiengesellschaft, Stuttgart (DE)**

(\*\*) Term: **15 Years**

(21) Appl. No.: **29/566,923**

(22) Filed: **Jun. 3, 2016**

(30) **Foreign Application Priority Data**

Dec. 4, 2015 (DE) ..... 40 2015 101 289

(51) **LOC (10) Cl.** ..... **12-08**

(52) **U.S. Cl.**  
USPC ..... **D12/91**

(58) **Field of Classification Search**  
USPC ..... D12/86, 90-92; D21/421, 433, 434;  
296/181.1, 181.5

CPC ..... B62D 35/00; B62D 25/00; B62D 25/06;  
B62D 33/00

See application file for complete search history.

(56) **References Cited**

**U.S. PATENT DOCUMENTS**

D338,638 S	8/1993	Lagaay	
D537,383 S *	2/2007	Kato	D12/91
D592,553 S	5/2009	Larson	
D592,554 S	5/2009	Larson	
D610,041 S	2/2010	Larson	
D649,911 S *	12/2011	Okumoto	D12/92
D686,531 S *	7/2013	Lamm	D12/91
D690,232 S	9/2013	Scheinhutte	
D690,620 S *	10/2013	Scheinhutte	D12/92
D697,453 S *	1/2014	Borkert	D12/92

D700,545 S	3/2014	Borkert	
D702,152 S *	4/2014	Borkert	D12/92
D703,585 S	4/2014	Scheinhutte	
D704,100 S	5/2014	Scheinhutte	
D712,790 S *	9/2014	Scheinhutte	D12/92
D712,791 S *	9/2014	Scheinhutte	D12/92
D715,196 S *	10/2014	Yamashita	D12/92
D756,849 S *	5/2016	Garcia Lopez	D12/92

**OTHER PUBLICATIONS**

Design U.S. Appl. No. 29/502,221, by Peter Varga, filed Sep. 12, 2014.

Design U.S. Appl. No. 29/524,370, by Peter Varga, filed Apr. 20, 2015.

Design U.S. Appl. No. 29/524,372, by Peter Varga, filed Apr. 20, 2015.

\* cited by examiner

*Primary Examiner* — Melody N Brown

(74) *Attorney, Agent, or Firm* — RatnerPrestia

(57) **CLAIM**

The ornamental design for a motor vehicle, toy and/or replica, as shown and described.

**DESCRIPTION**

FIG. 1 is a front perspective view of a motor vehicle, toy and/or replica;

FIG. 2 is a front elevation view thereof;


FIG. 3 is a rear elevation view thereof;

FIG. 4 is a top plan view thereof; and,

FIG. 5 is a right side elevation view thereof, the left side elevation view being a substantial mirror image of the right side elevation view.

The broken line showing of the motor vehicle, toy and/or replica is for the purpose of illustrating portions of the motor vehicle, toy and/or replica and forms no part of the claimed design.

**1 Claim, 5 Drawing Sheets**



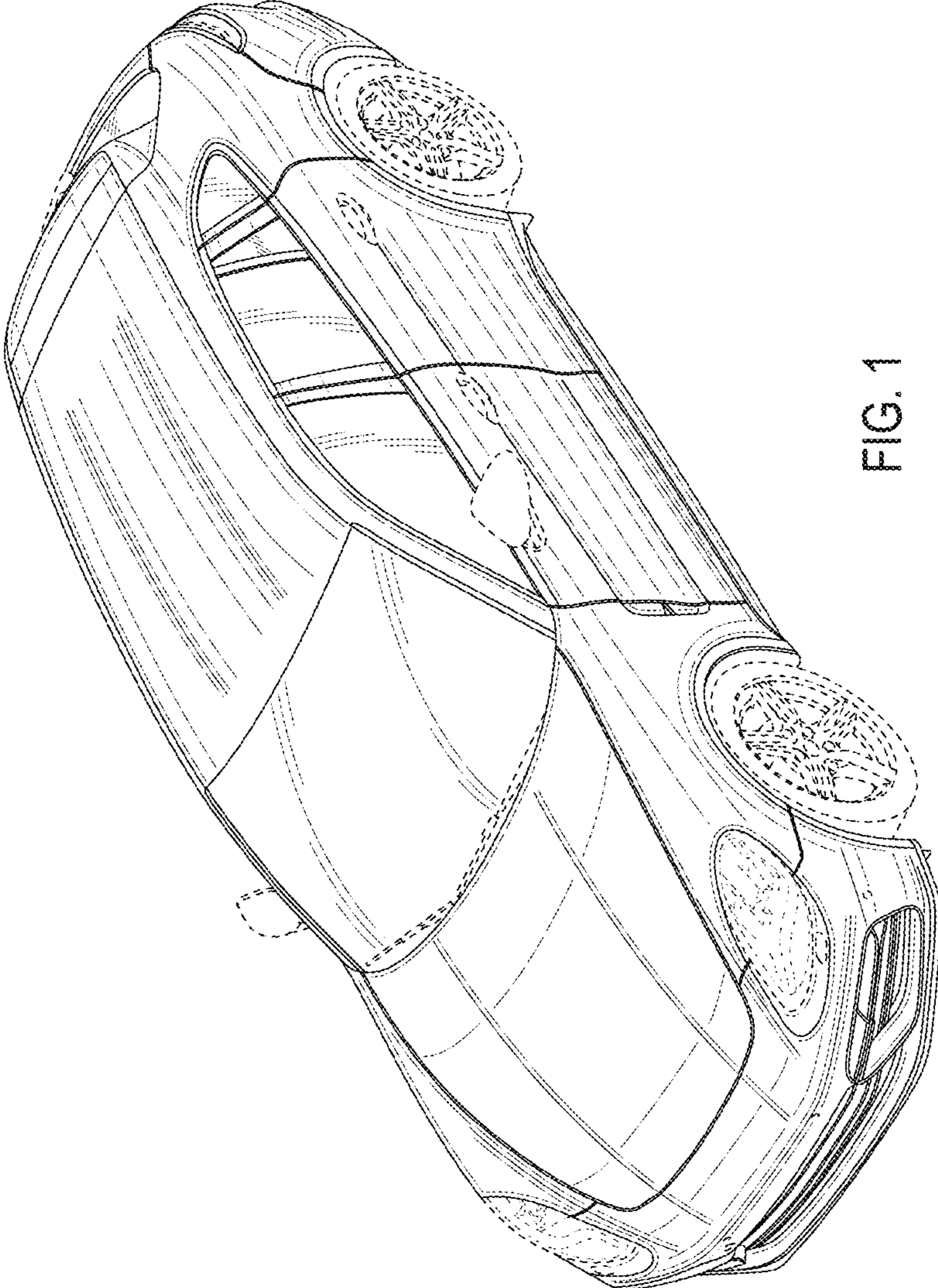


FIG. 1






FIG. 2




FIG. 3

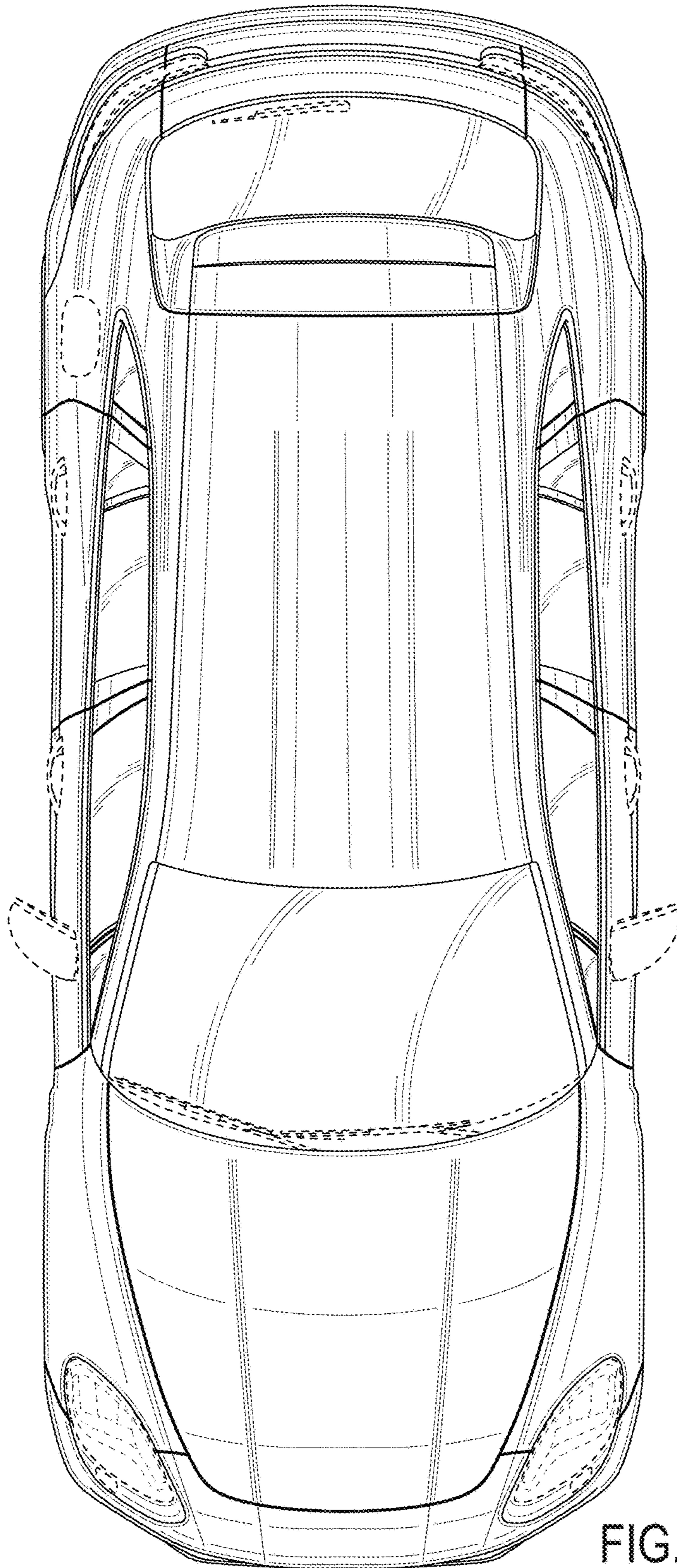


FIG. 4



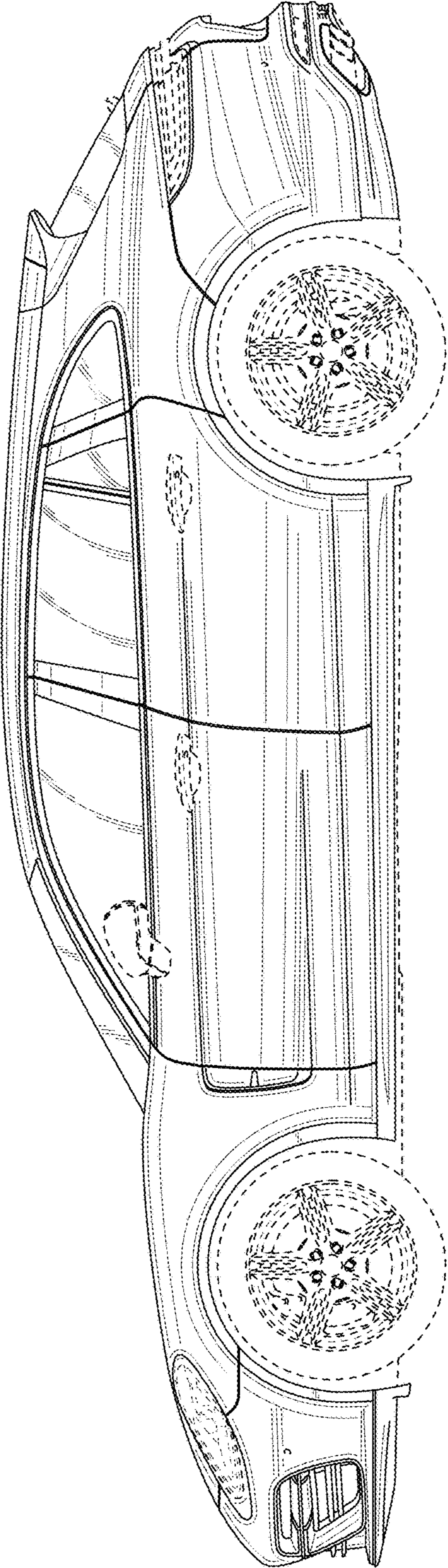


FIG. 5