



US00D796994S

(12) **United States Design Patent** (10) **Patent No.:** **US D796,994 S**
Takazawa et al. (45) **Date of Patent:** **** Sep. 12, 2017**

(54) **SLIDER FOR SLIDE FASTENER**

(71) Applicant: **YKK Corporation**, Tokyo (JP)

(72) Inventors: **Shigeyoshi Takazawa**, Toyama (JP);
Masayoshi Kojima, Toyama (JP);
Takayuki Inukai, Toyama (JP)

(73) Assignee: **YKK Corporation** (JP)

(**) Term: **15 Years**

(21) Appl. No.: **29/557,675**

(22) Filed: **Mar. 10, 2016**

(30) **Foreign Application Priority Data**

Sep. 18, 2015 (JP) 2015-020755

(51) **LOC (10) Cl.** **15-07**

(52) **U.S. Cl.**

USPC **D11/221**

(58) **Field of Classification Search**

USPC D11/200–201, 221; 24/381–383,
24/385–387, 414–431, 4, 412; D2/641;
294/3.6

CPC A44B 19/00; A44B 19/02; A44B 19/04;
A44B 19/10; A44B 19/24; A44B 19/26;
A44B 19/30; A44B 19/06

See application file for complete search history.

(56) **References Cited**

U.S. PATENT DOCUMENTS

D114,271 S *	4/1939	Poux	D11/221
D671,863 S *	12/2012	Keyaki	D11/221
D671,864 S *	12/2012	Keyaki	D11/221
D706,677 S *	6/2014	Takani	D11/221
D707,589 S *	6/2014	Takani	A44B 19/26 D11/221
D738,783 S *	9/2015	Yamagishi	D11/221

* cited by examiner

Primary Examiner — Ralf T Seifert
(74) *Attorney, Agent, or Firm* — Kilpatrick Townsend & Stockton LLP

(57) **CLAIM**

The ornamental design for a slider for a slide fastener, as shown and described.

DESCRIPTION

FIG. 1 is a perspective view of the front, bottom and right side of a slider for a slide fastener, showing our new design; FIG. 2 is a front view thereof, the rear view being identical therewith; FIG. 3 is a top plan view thereof; FIG. 4 is a bottom view thereof; and, FIG. 5 is a right side view thereof, the left side view being a mirror image thereof.

1 Claim, 4 Drawing Sheets

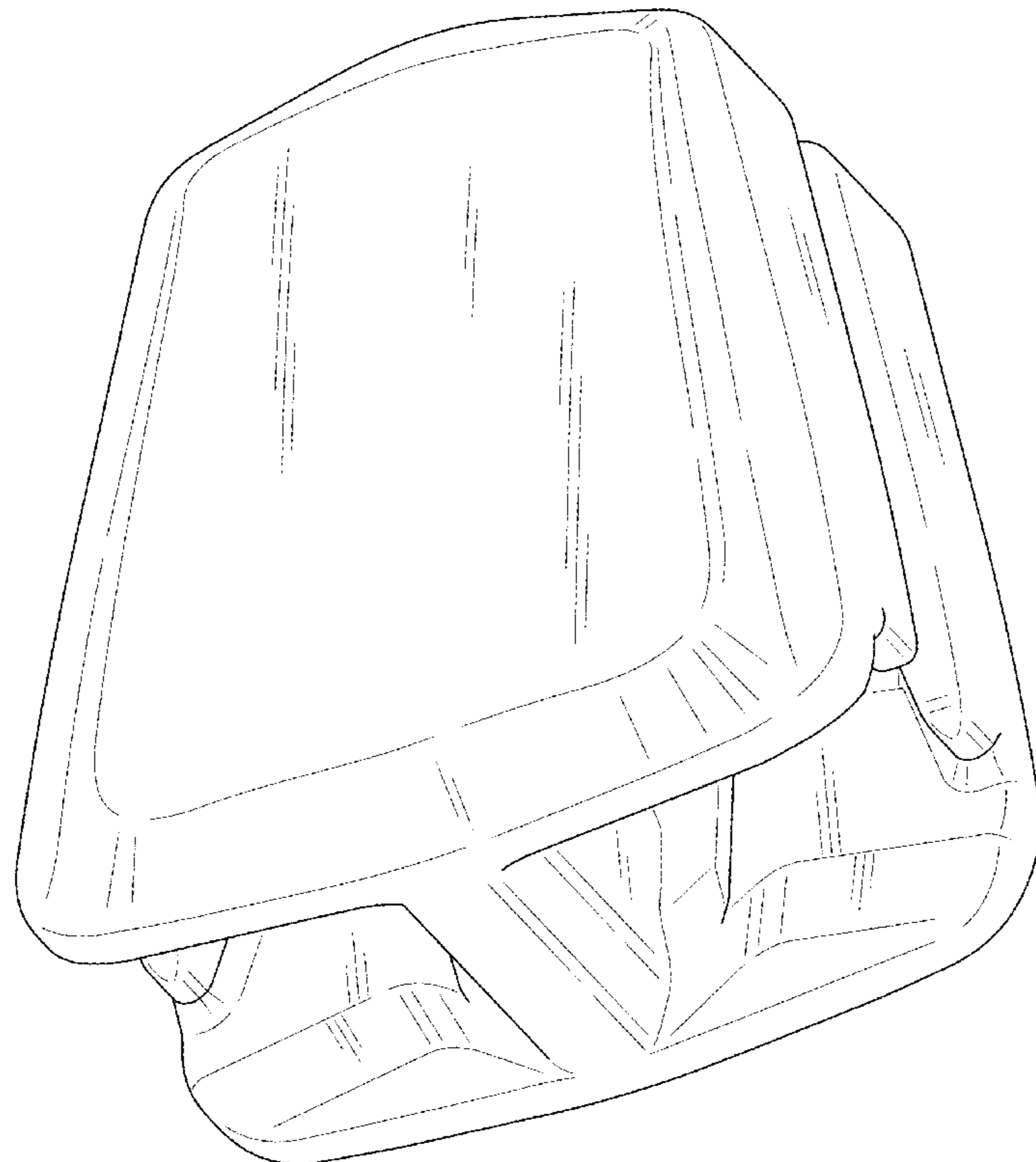


Fig. 1

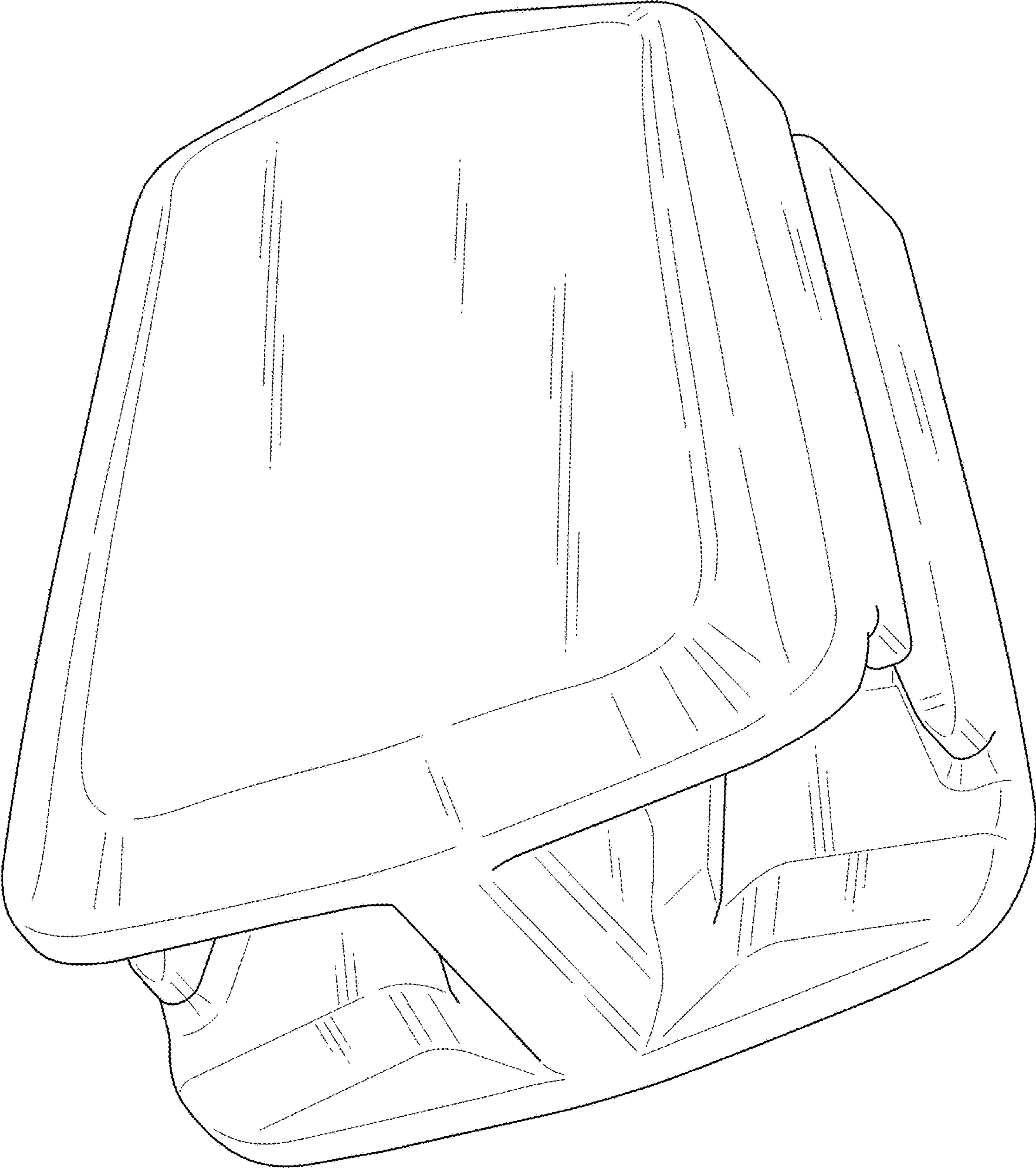


Fig. 2

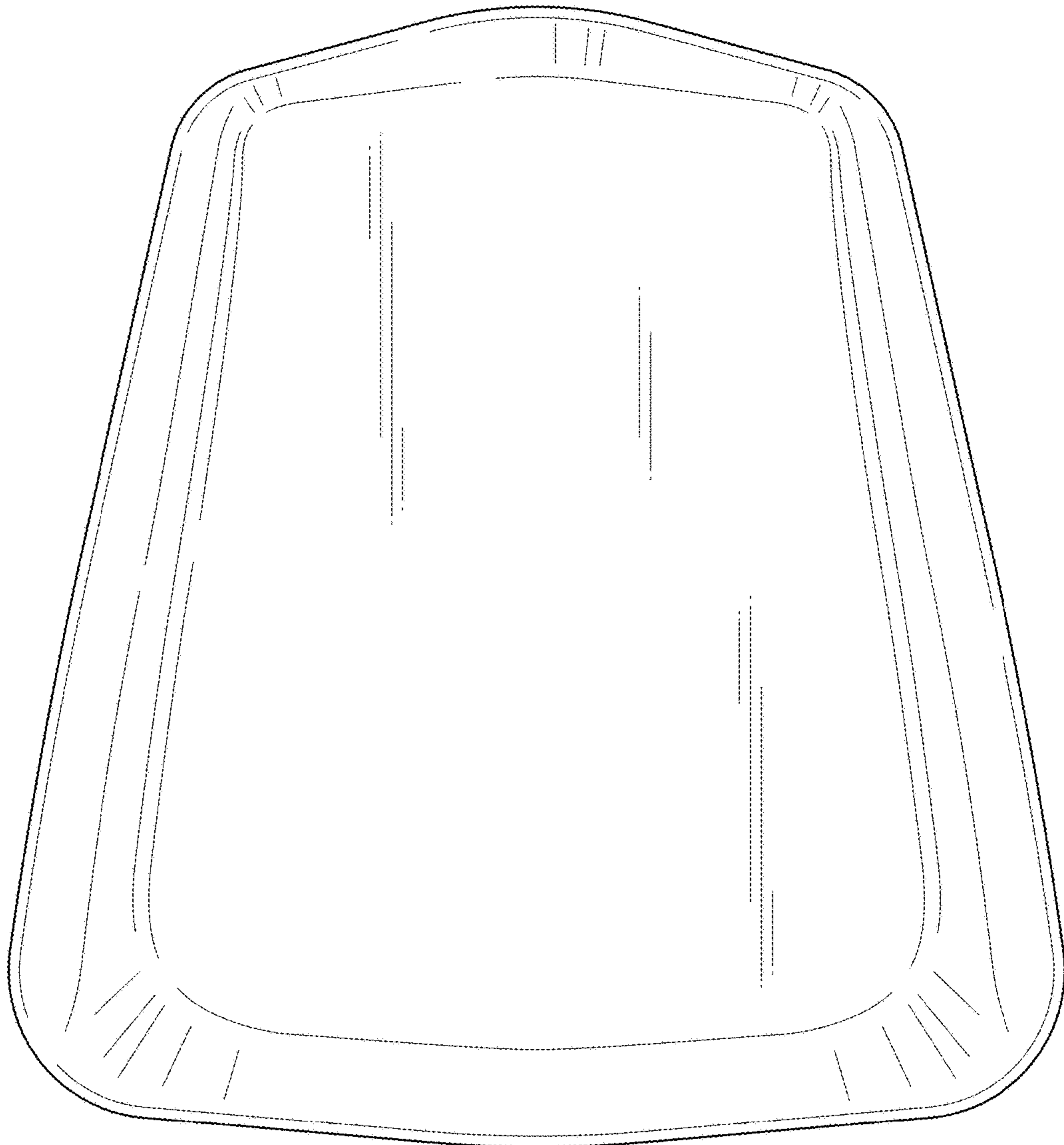


Fig. 3

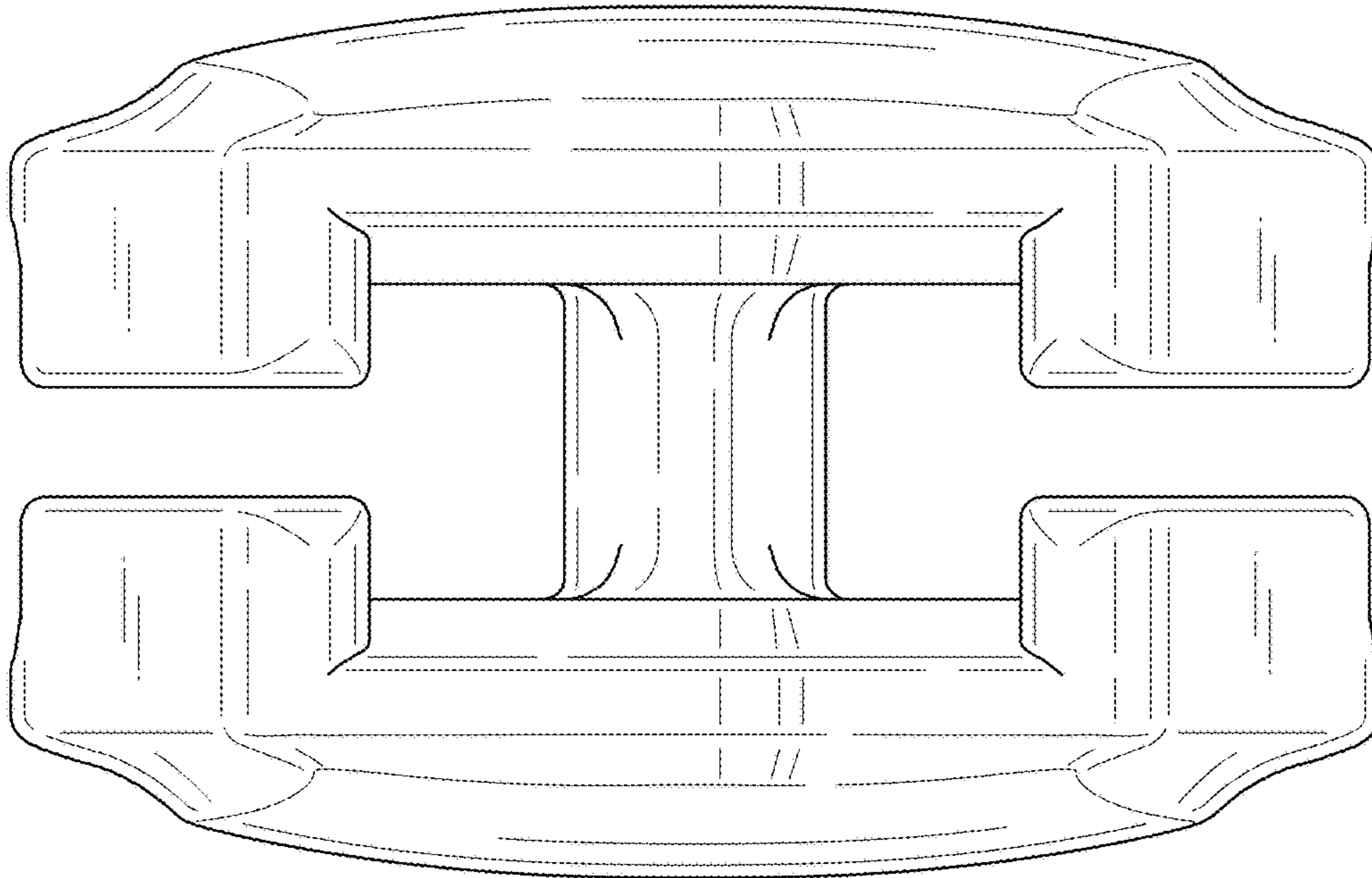


Fig. 4

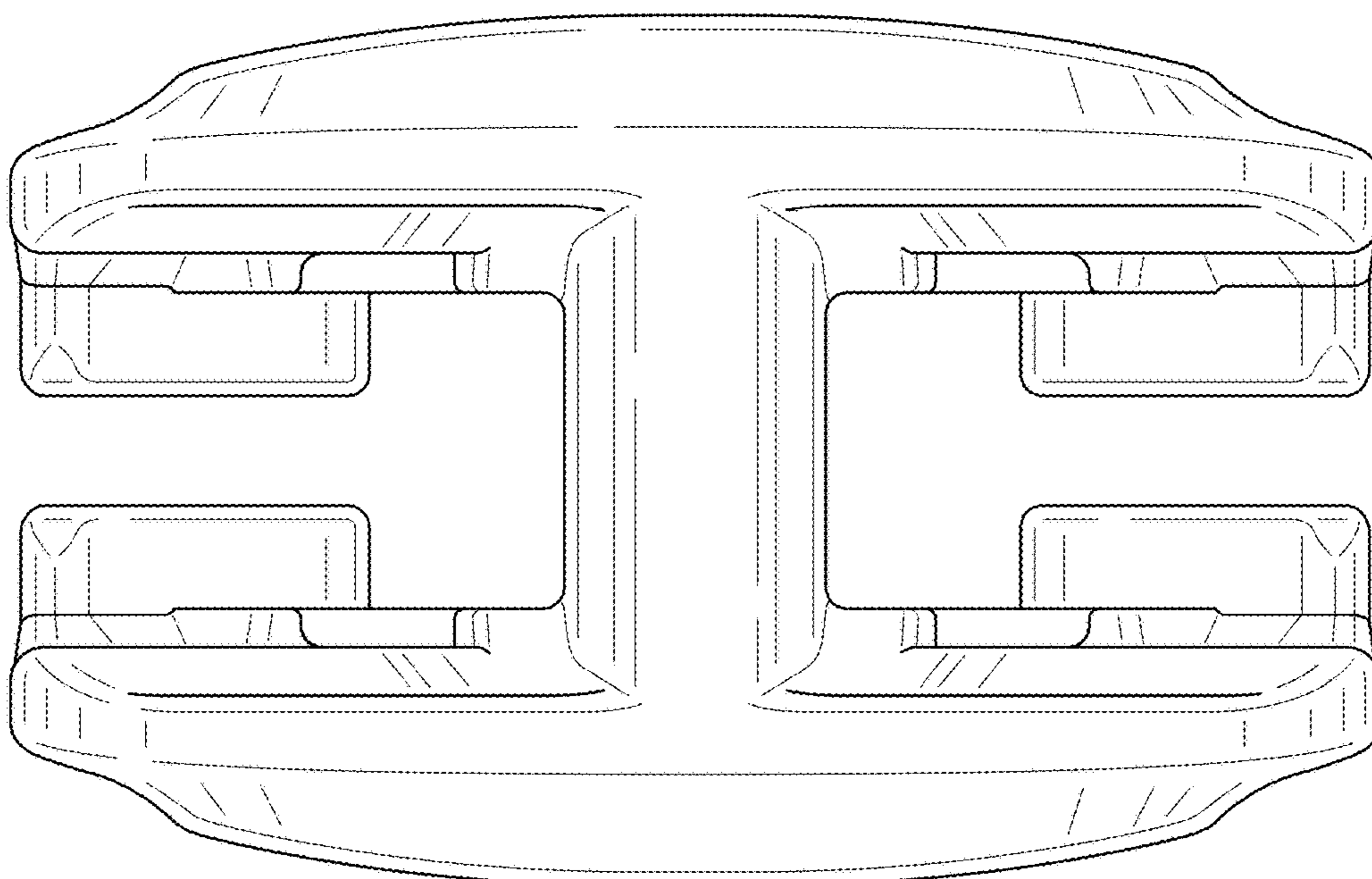


Fig. 5

