



US00D796989S

(12) **United States Design Patent** (10) **Patent No.:** **US D796,989 S**
Gruosi (45) **Date of Patent:** **** Sep. 12, 2017**

(54) **PIECE OF JEWELLERY**
 (71) Applicant: **de Grisogono S.A.**, Plan-les-Ouates (CH)
 (72) Inventor: **Fawaz Gruosi**, Prangins (CH)
 (73) Assignee: **DE GRISOGONO S.A.**, Plan-les-Ouates (CH)

D542,695 S * 5/2007 Schweizer D11/34
 D551,115 S * 9/2007 Azrielant D11/79
 D592,093 S * 5/2009 DaCosta D11/79
 D626,878 S * 11/2010 Hardy D11/79
 D631,772 S * 2/2011 Gomersall D11/1
 D646,601 S * 10/2011 Papazian D11/79
 D654,822 S * 2/2012 Greppi D11/1
 D658,532 S * 5/2012 Papadimitriou D11/40
 D684,085 S * 6/2013 Papadimitriou D11/42
 D742,276 S * 11/2015 Behney D11/81

(Continued)

(**) Term: **14 Years**

(21) Appl. No.: **29/503,143**

(22) Filed: **Sep. 23, 2014**

(30) **Foreign Application Priority Data**

Mar. 25, 2014 (CH) 140645

(51) **LOC (10) Cl.** **11-01**

(52) **U.S. Cl.**
USPC **D11/91; D11/79**

(58) **Field of Classification Search**
USPC ... D11/1, 2, 7, 8, 79-86, 90, 91, 92, 93, 54, D11/568

CPC .. A44C 1/00; A44C 3/00; A44C 3/004; A44C 3/005; A44C 3/007; A44C 3/008; A44C 5/02; A44C 7/002; A44C 25/00; A44C 25/001; A44C 25/002; A44C 25/004; A44C 25/005; A44C 25/007

See application file for complete search history.

(56) **References Cited**

U.S. PATENT DOCUMENTS

D164,717 S * 10/1951 Philippe D11/10
 2,931,196 A * 4/1960 Liftman A44C 17/0208
 206/18
 D301,318 S * 5/1989 Yoshida D11/75
 D467,193 S * 12/2002 Jongsoonthorntharakit .. D11/79
 D497,322 S * 10/2004 Gruosi-Scheufele D11/79
 D519,875 S * 5/2006 Bulgari D11/79

OTHER PUBLICATIONS

[Online] http://www.frostoflondon.co.uk/images/18ct-rose-gold-diamond-chiocciolina-pendant-p4016-7048_medium.jpg
Retrieved Jan. 7, 2016.*

(Continued)

Primary Examiner — Melanie Pellegrini
(74) *Attorney, Agent, or Firm* — Venjuris PC

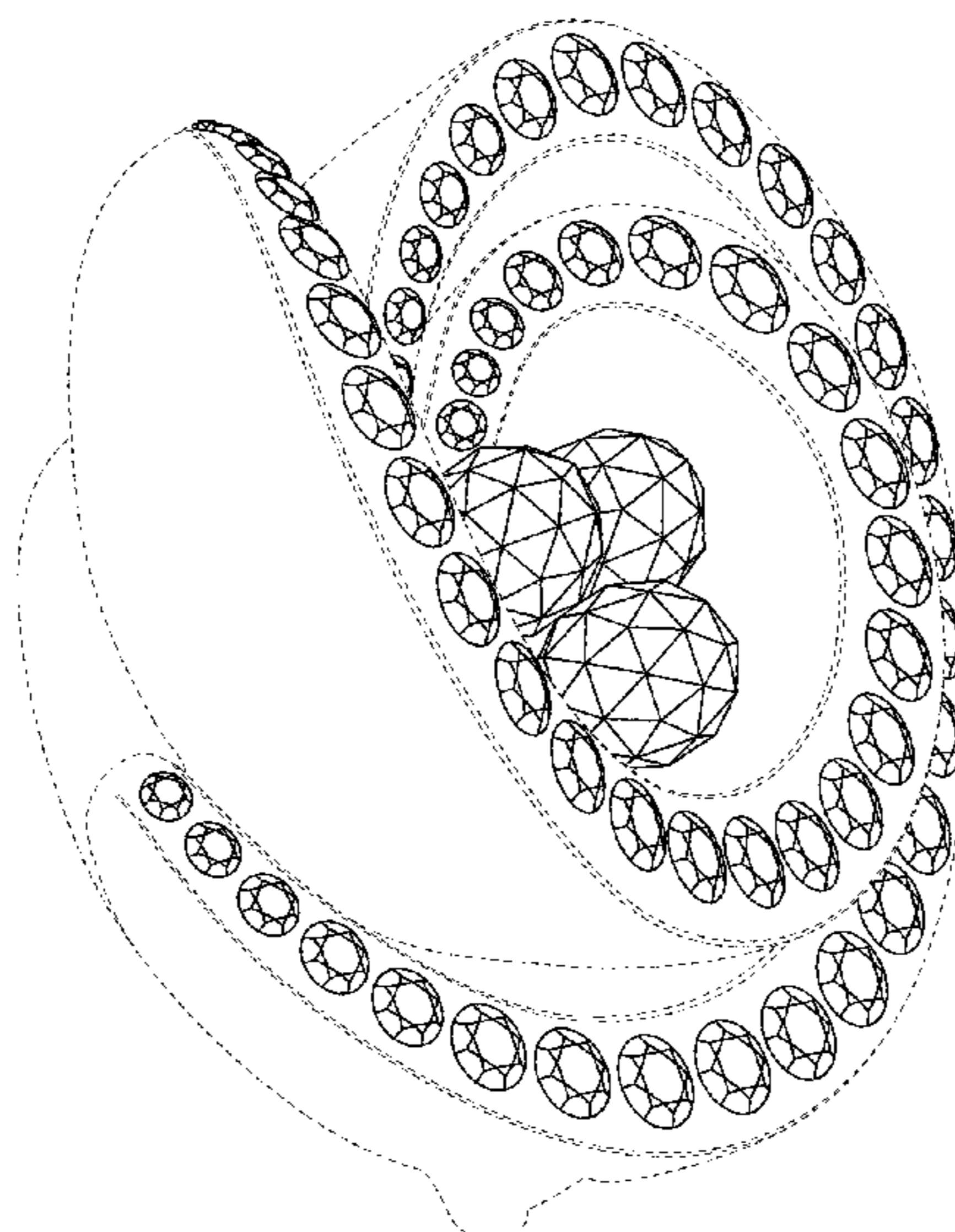
(57) **CLAIM**

The ornamental design for a piece of jewellery, as shown and described.

DESCRIPTION

FIG. 1 is a front, left and bottom perspective view of a piece of jewellery showing my new design;
 FIG. 2 is a front, right and bottom perspective view thereof;
 FIG. 3 is a front elevational view thereof;
 FIG. 4 is a rear elevational view thereof;
 FIG. 5 is a left side elevational view thereof;
 FIG. 6 is a right side elevational view thereof;
 FIG. 7 is a top plan view thereof; and,
 FIG. 8 is a bottom plan view thereof.
 The broken lines shown in the drawings illustrate portions of the piece of jewellery that form no part of the claimed design.

1 Claim, 8 Drawing Sheets



(56)

References Cited

U.S. PATENT DOCUMENTS

2004/0194501 A1* 10/2004 Gruosi-Scheufele A44C 1/00
63/1.14

OTHER PUBLICATIONS

[Online] <https://www.windsorfinejewelers.com/media/catalog/product/cache/1/image/9df78eab33525d08d6e5fb8d27136e95/1/4/1401584.jpg>. Retrieved Jan. 7, 2016.*

[Online] <http://www.fuenferjewelers.com/Content/Image/Pendants/N67786.jpg>. Retrieved Jan. 7, 2016.*

[Online] <http://images.prod.meredith.com/product/e1545b3c355d326451ad86384d259dd2/f3d2d52f673a39b24e4bfb2d34d2d633664e920d8f8beceed884af2f87332294/1/diamond-blossom-1-6-ct-t-w-diamond-swirl-pendant-necklace>. Retrieved Jan. 7, 2016.*

* cited by examiner




FIG. 1

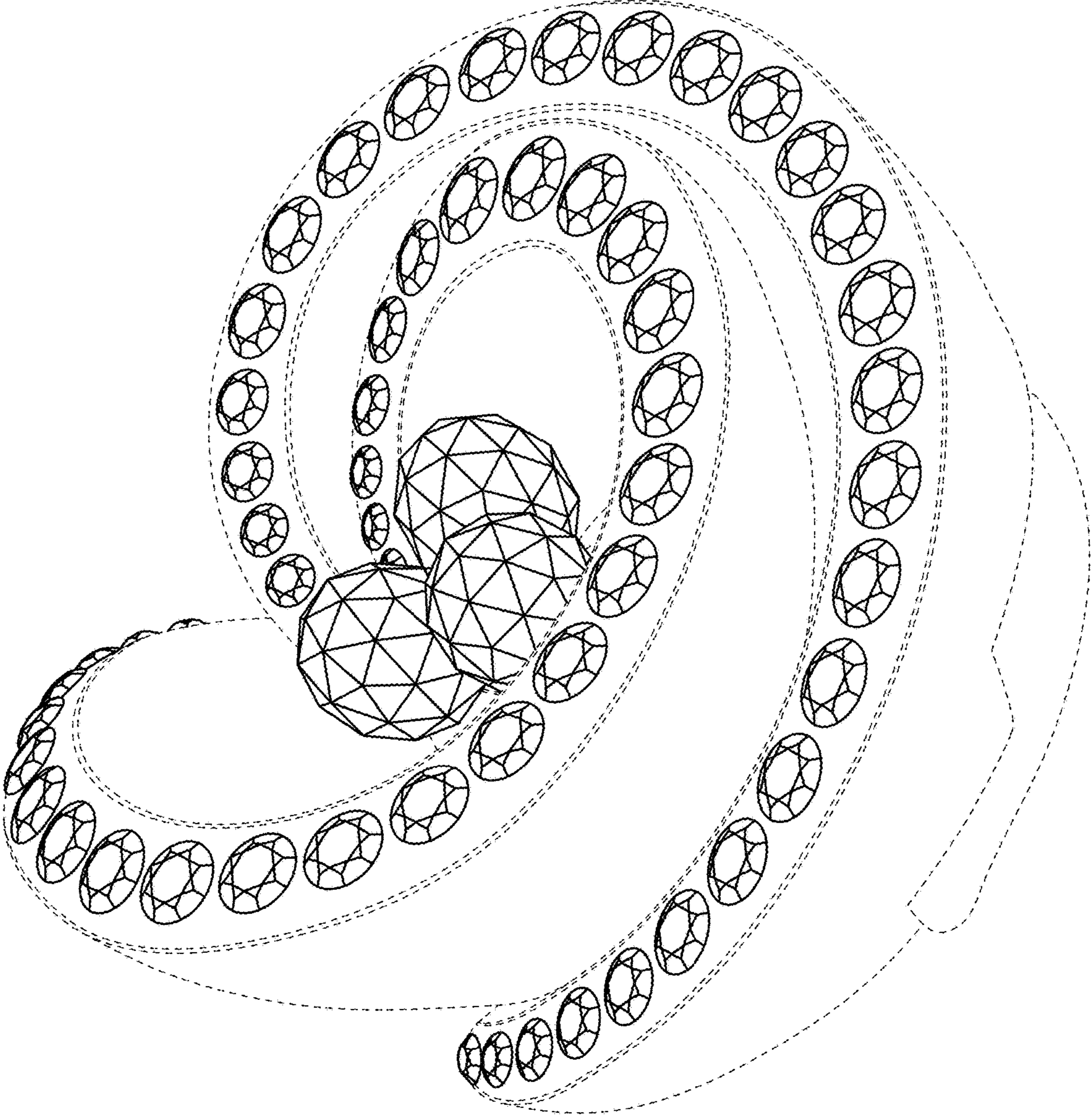


FIG. 2




FIG. 3




FIG. 4

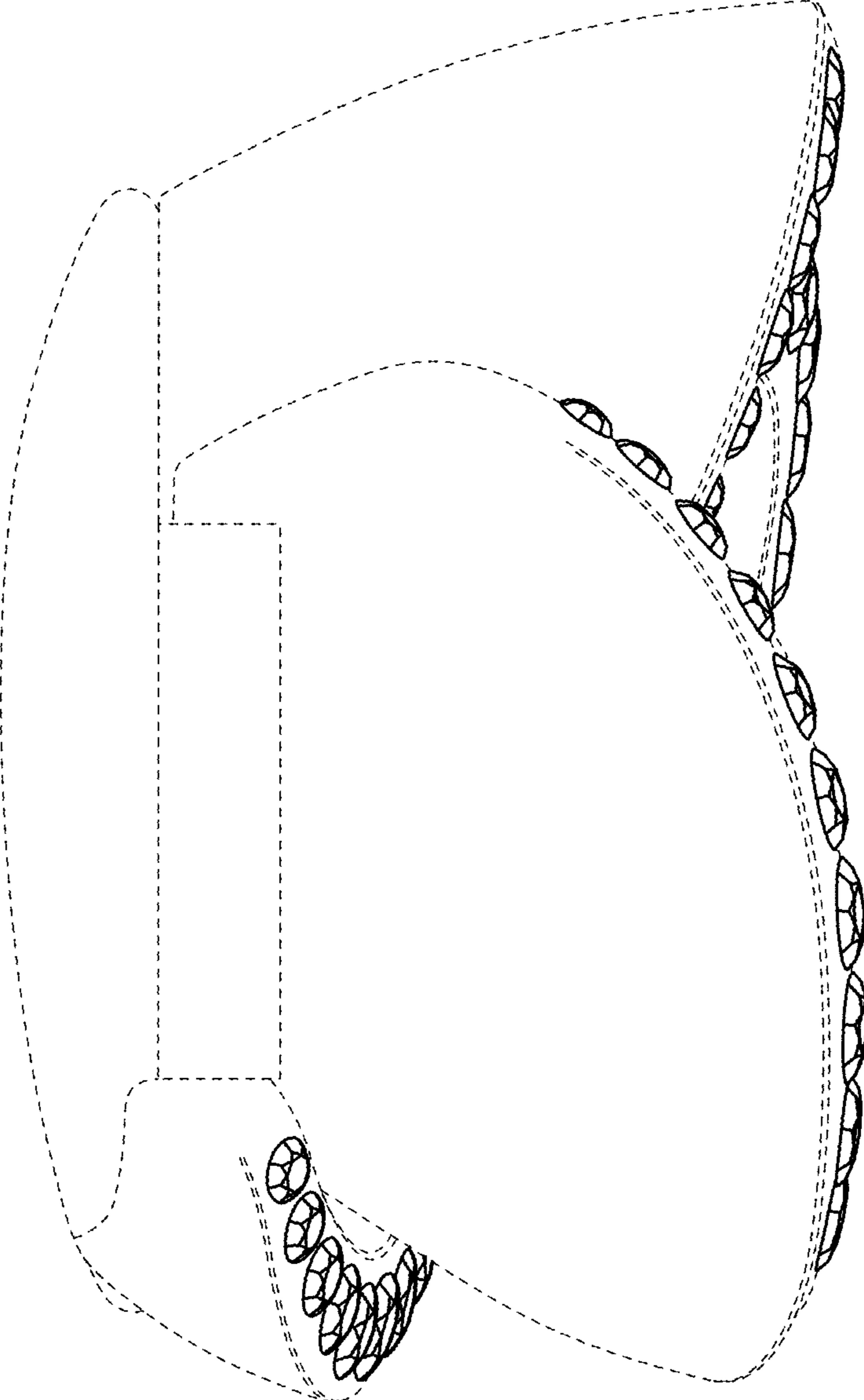


FIG. 5

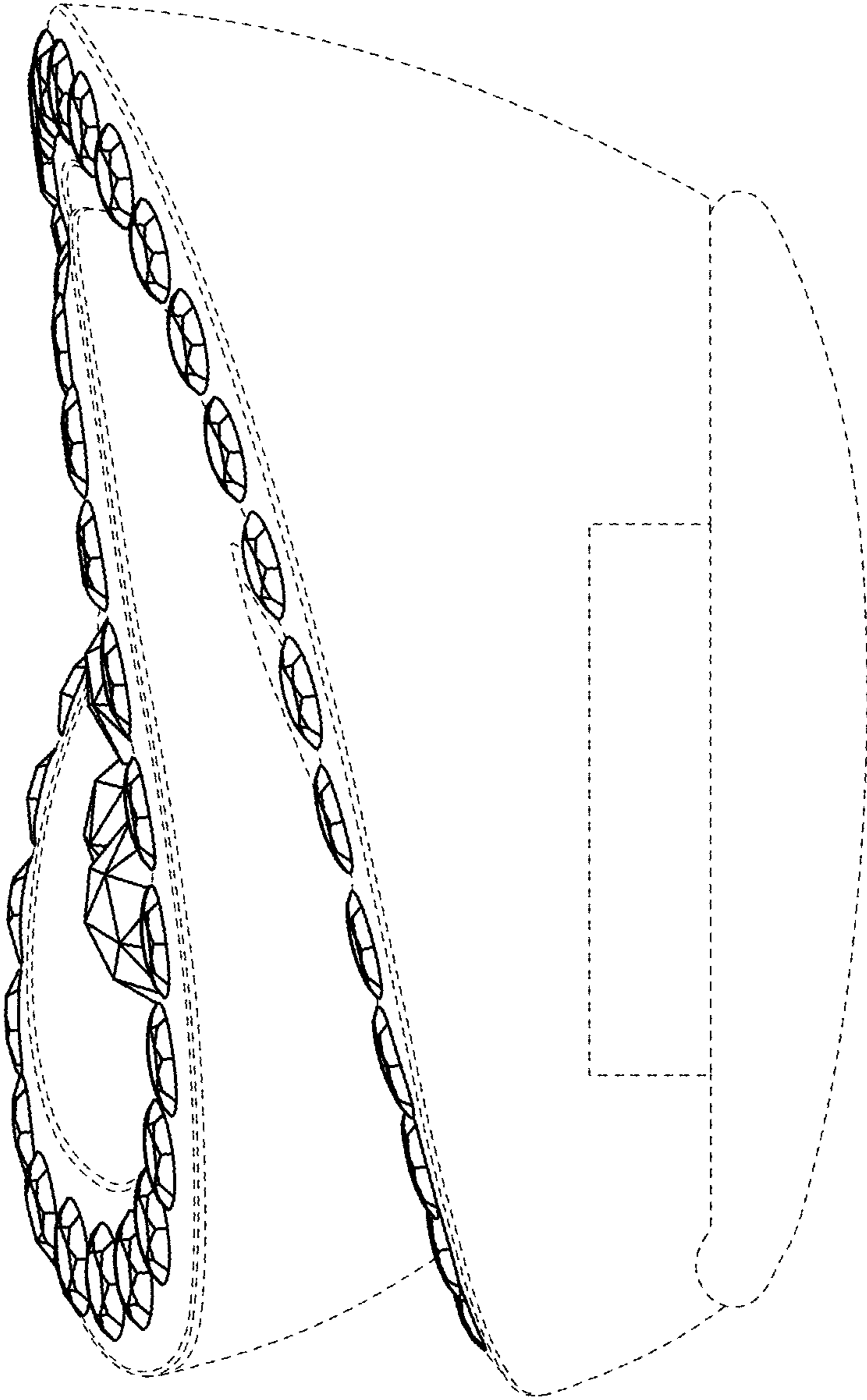


FIG. 6




FIG. 7

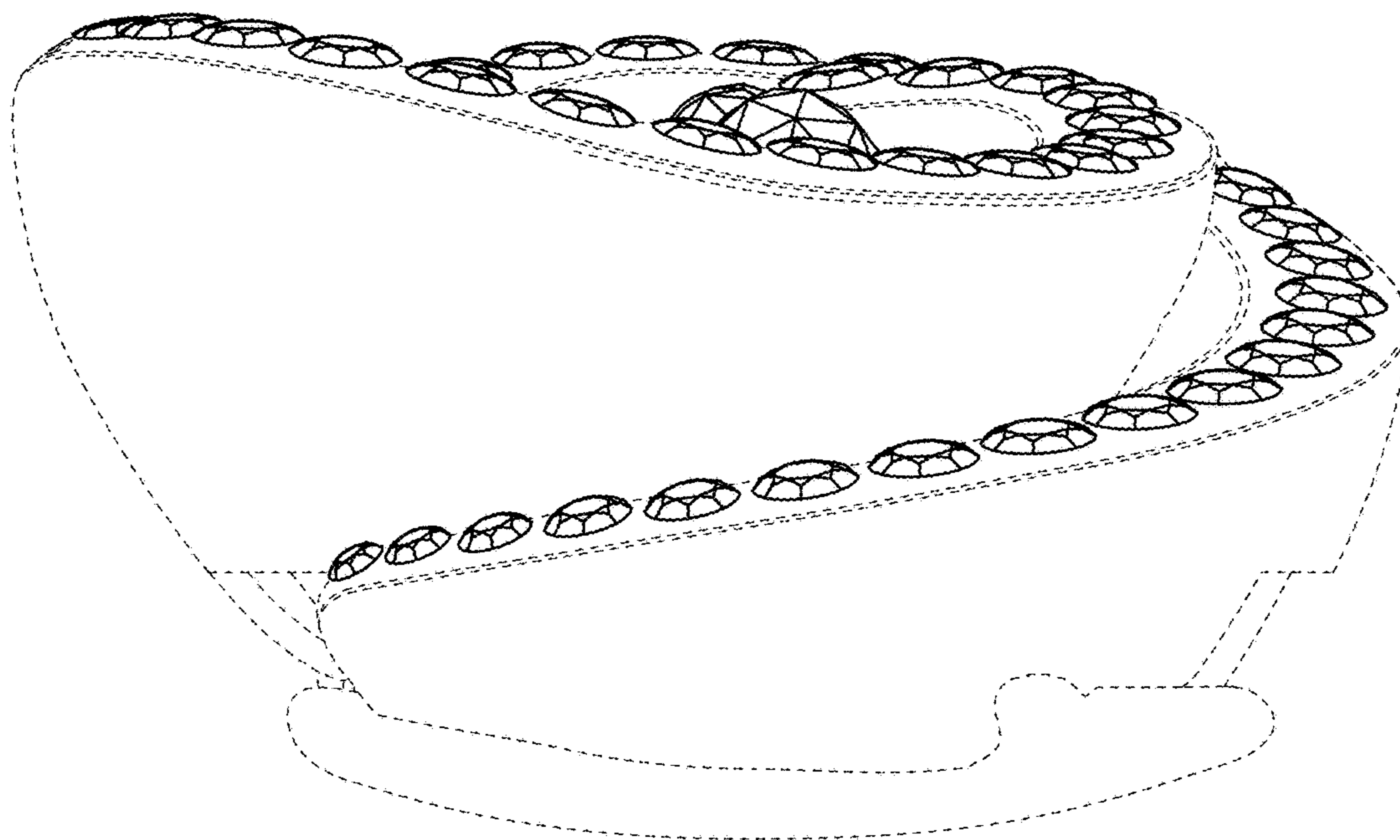


FIG. 8