



US00D796967S

(12) **United States Design Patent** (10) **Patent No.:** **US D796,967 S**
Abang, Jr. (45) **Date of Patent:** **** Sep. 12, 2017**

(54) **DISPOSABLE BAG**

(71) Applicant: **Robert Owan Abang, Jr.**, Cleveland, OH (US)

(72) Inventor: **Robert Owan Abang, Jr.**, Cleveland, OH (US)

(73) Assignee: **Robert Owan Abang, Jr.**, Cleveland, OH (US)

(**) Term: **15 Years**

(21) Appl. No.: **29/557,681**

(22) Filed: **Mar. 10, 2016**

(51) **LOC (10) Cl.** **09-05**

(52) **U.S. Cl.**
USPC **D9/703**

(58) **Field of Classification Search**
USPC D9/702-714, 430-434, 423, 499;
D3/303, 202, 205, 221, 226, 246, 240,
D3/304-315, 201, 276; 383/6, 105-120,
383/127, 10; 220/915.1, 915.2, 592.01,
220/773, 755; D7/601, 605-607,
D7/709-710, 393, 394, 395, 602, 622,
D7/624.2; 206/139, 428, 488, 427, 433,
206/434, 432; 229/117.19, 116.5, 923,
229/87.03, 87.18, 87.19, 117.09;
150/100, 107; 493/226; 215/399, 396
CPC ... B65D 1/00; B65D 1/22; B65D 1/44; B65D
33/00; B65D 33/12; B65D 33/16; B65D
31/00; B65D 31/10; B65D 5/00; B65D
5/06; A45C 1/00; A45C 1/02; A45C 3/06;
A45C 3/00; A45C 3/10

See application file for complete search history.

(56) **References Cited**

U.S. PATENT DOCUMENTS

D55,451 S *	6/1920	Carraine	D3/246
D241,321 S *	9/1976	Paige	D9/704
D258,204 S *	2/1981	Rudenschold	206/312
D270,496 S *	9/1983	Hyers	D3/246
D404,203 S *	1/1999	Maier-Aichen	D3/245
D471,089 S *	3/2003	Schweky	D9/704
D484,699 S *	1/2004	Enright	D3/307
D490,301 S *	5/2004	Townsend	D9/704
D684,369 S *	6/2013	Daigle	D3/309
D706,030 S *	6/2014	Wang	D3/245
D719,036 S *	12/2014	Martin	D9/704
D747,604 S *	1/2016	Kurtz	D3/233
D771,940 S *	11/2016	Wei	D3/232

* cited by examiner

Primary Examiner — Abraham Bahta

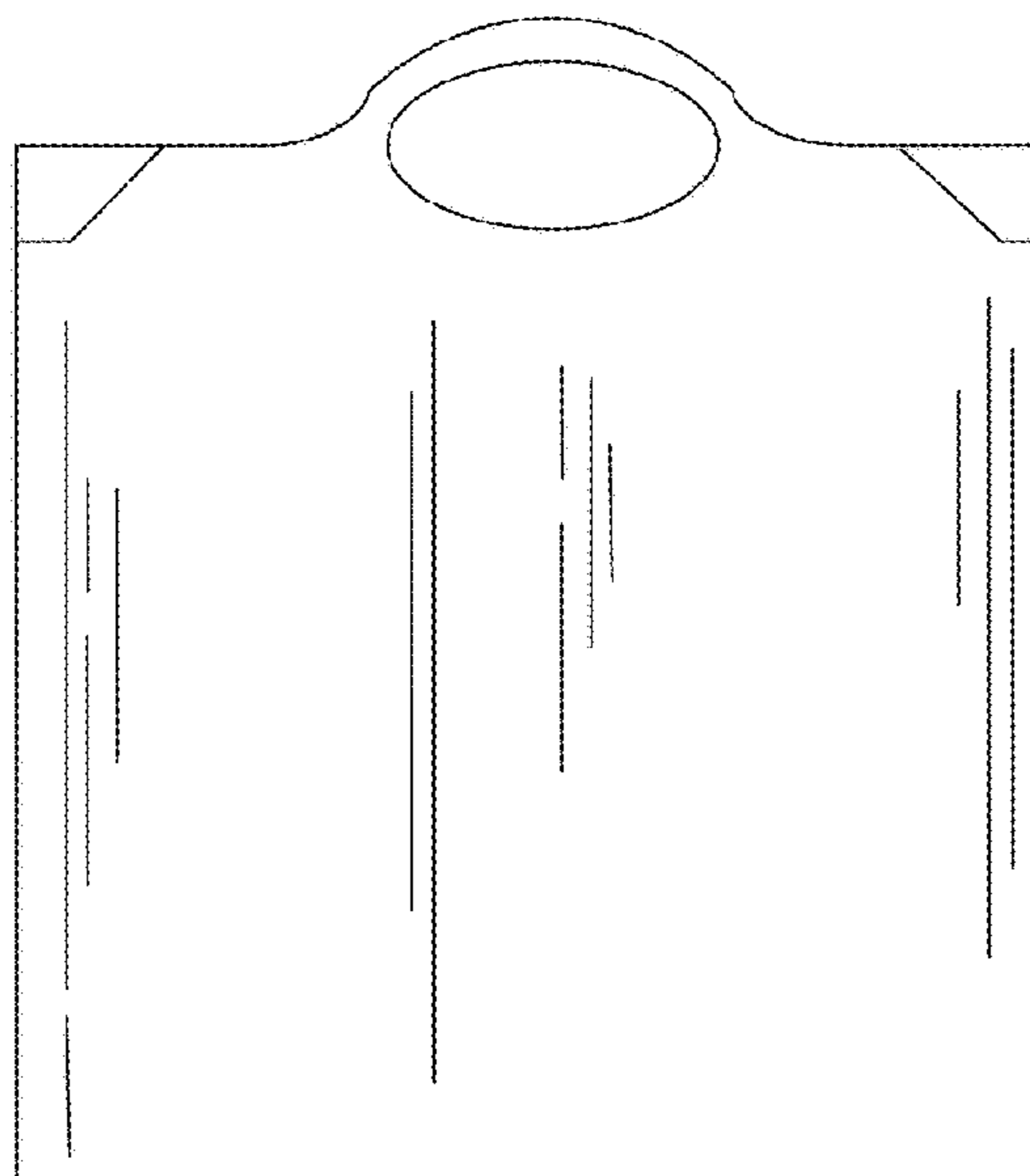
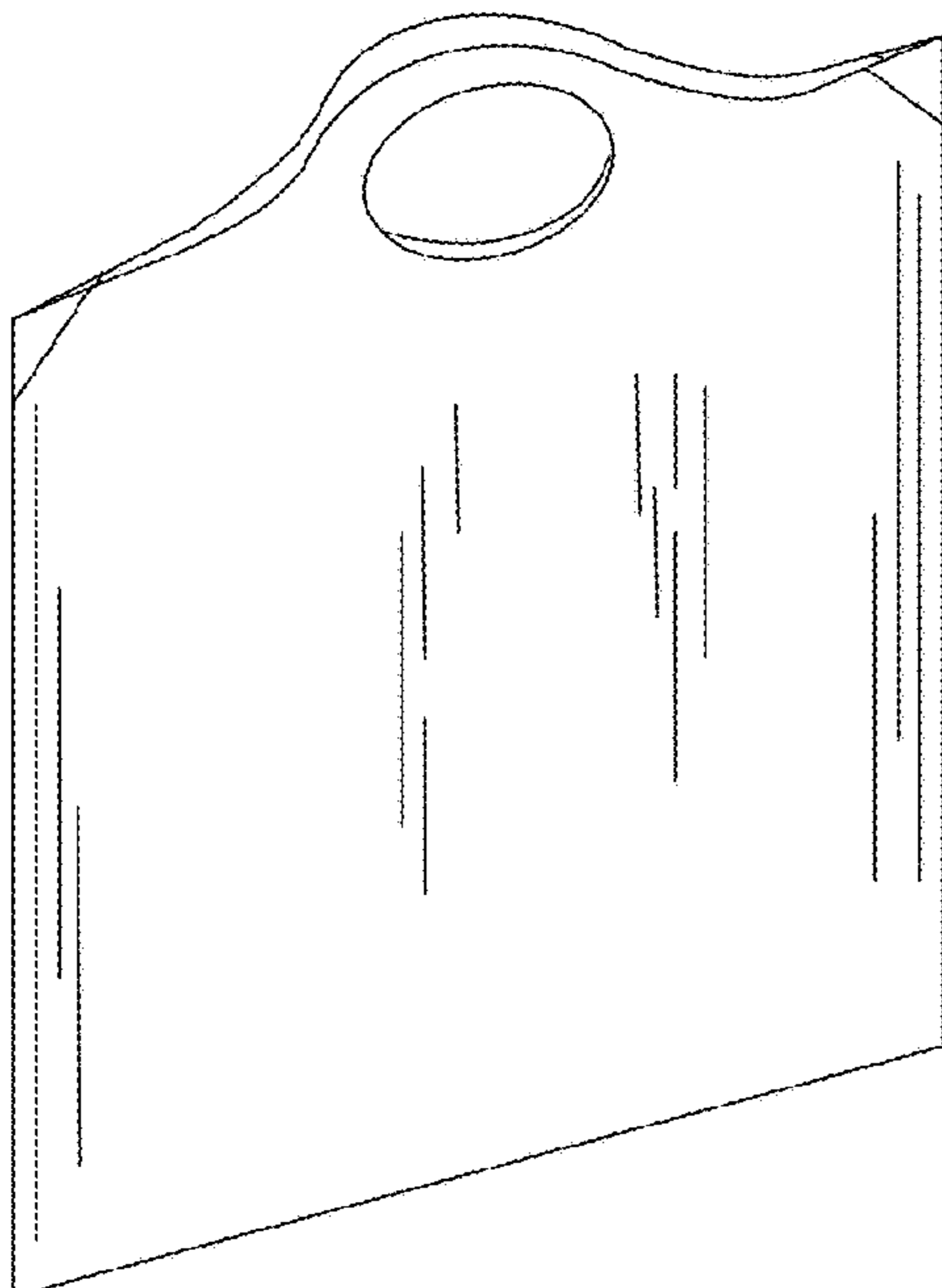
(57) **CLAIM**

I claim the ornamental design for a disposable bag, as shown and described.

DESCRIPTION

FIG. 1 is a front view of a first embodiment of the disposable bag showing my new design;
FIG. 2 is a front view, the rear view being a mirror image thereof;
FIG. 3 is a side view, the other side being a mirror image thereof;
FIG. 4 is a top view thereof;
FIG. 5 is a bottom view thereof; and,
FIG. 6 is a front view of a second embodiment of the disposable bag; the side, top and bottom views of FIG. 6 being identical to the side, top and bottom views of FIG. 1.

1 Claim, 3 Drawing Sheets



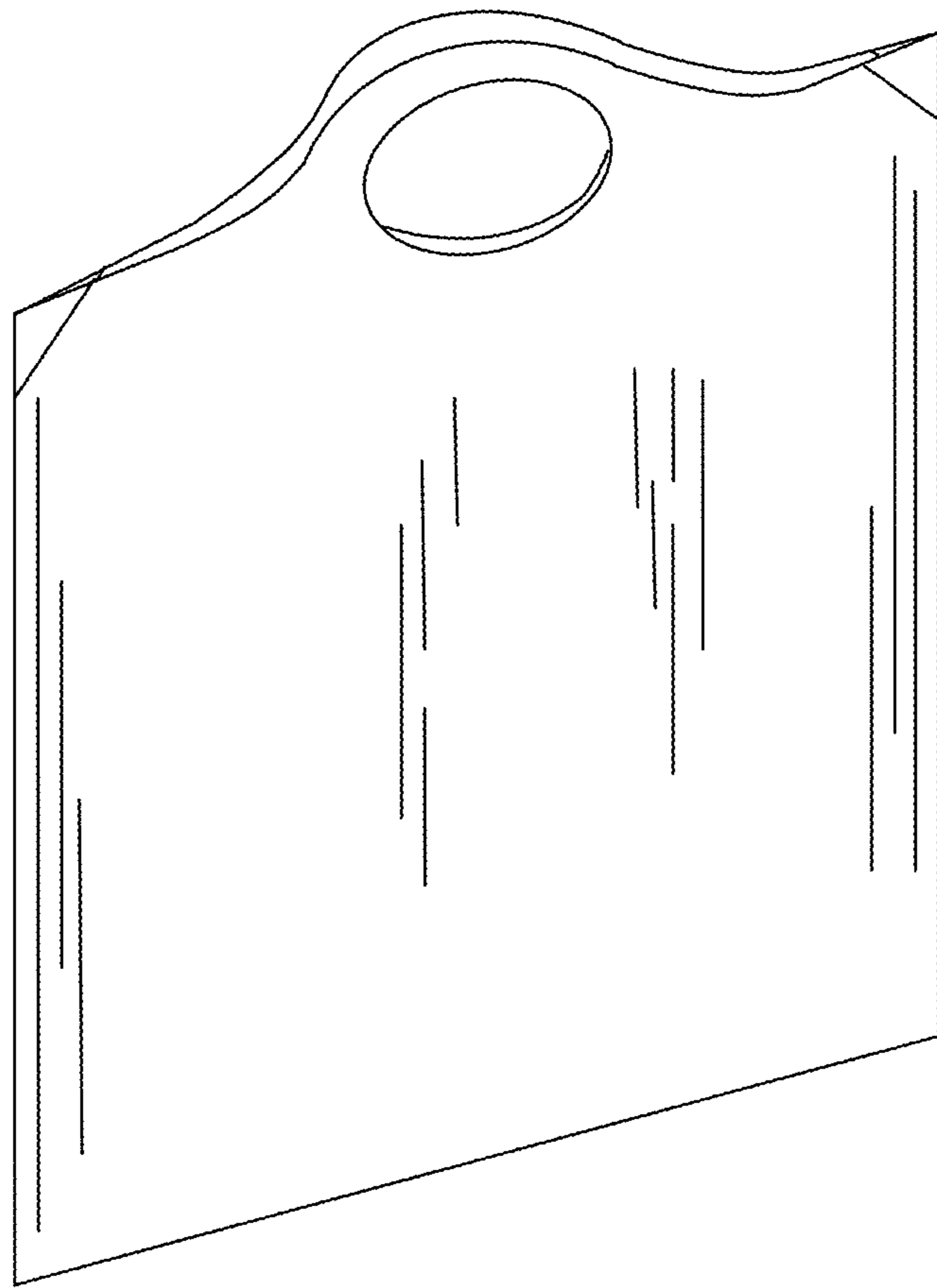


FIG. 1

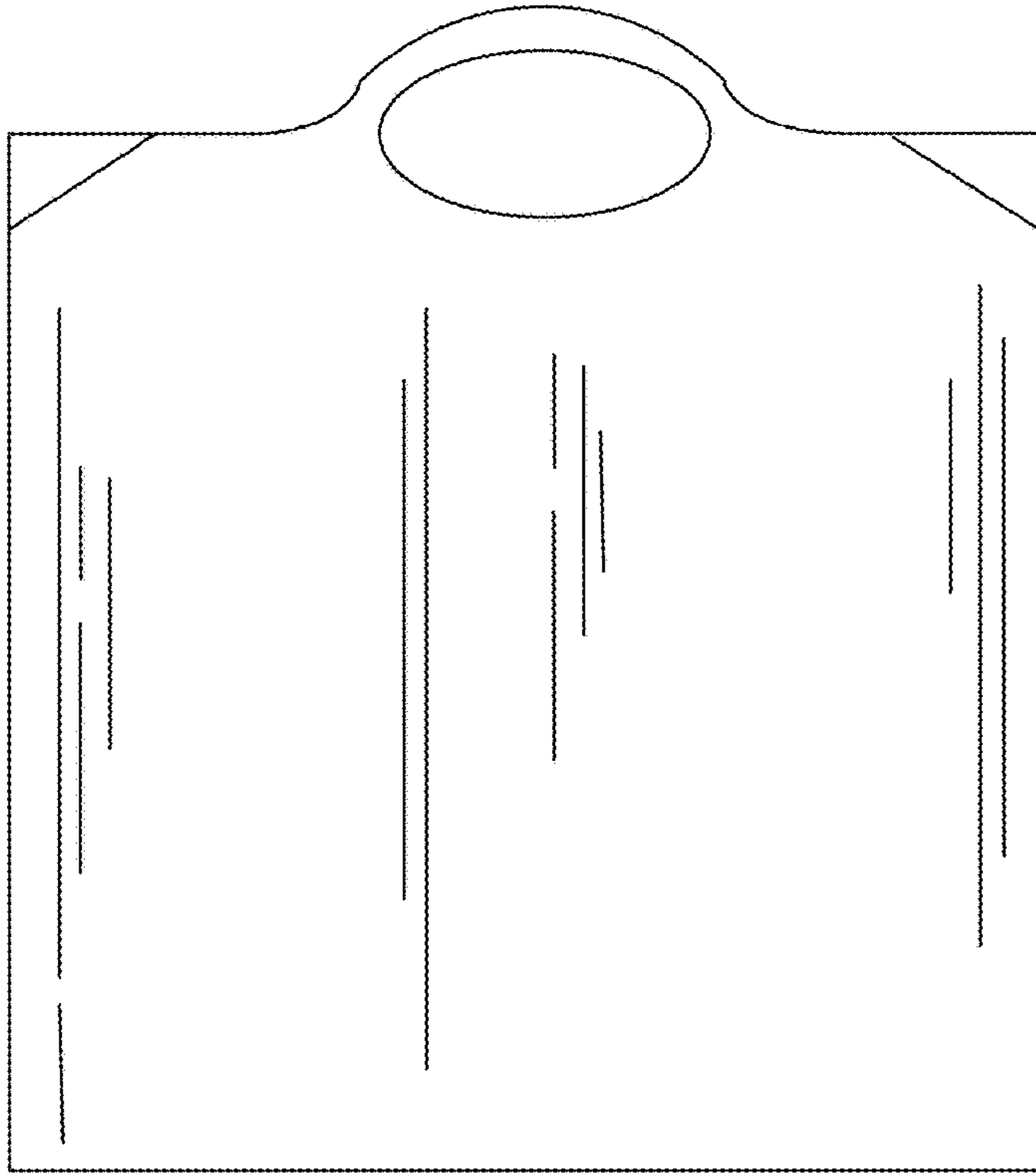


FIG. 2



FIG. 3




FIG. 4



FIG. 5

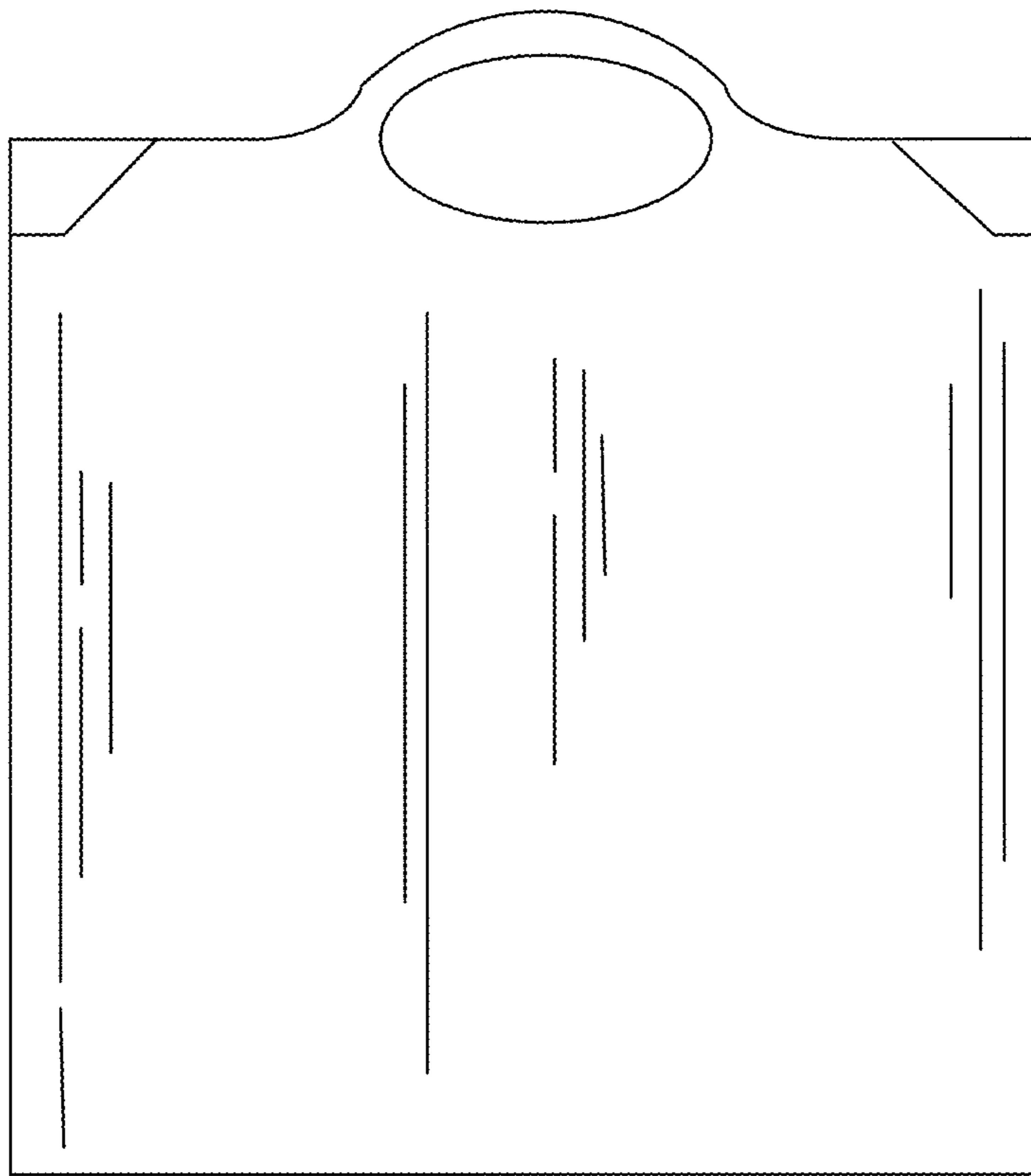


FIG. 6